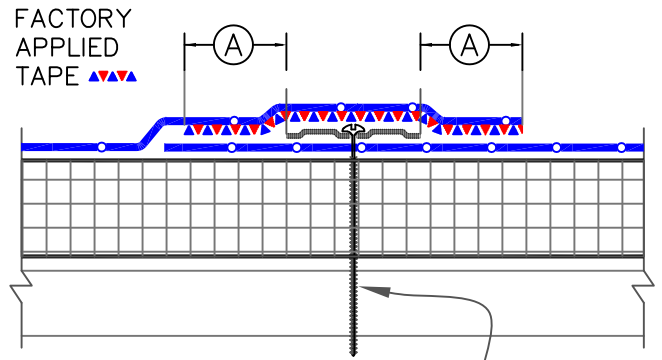
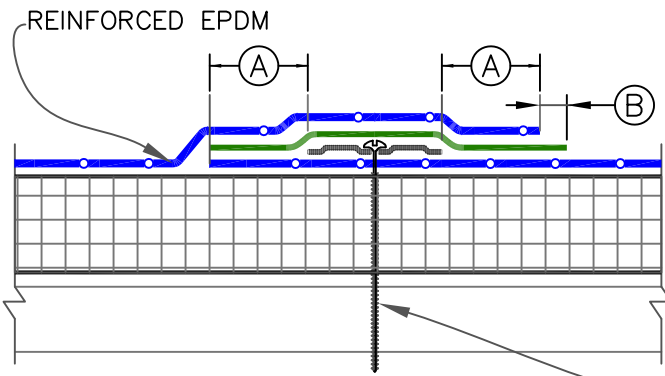


6" (15cm) WIDE SecurTAPE SPLICE

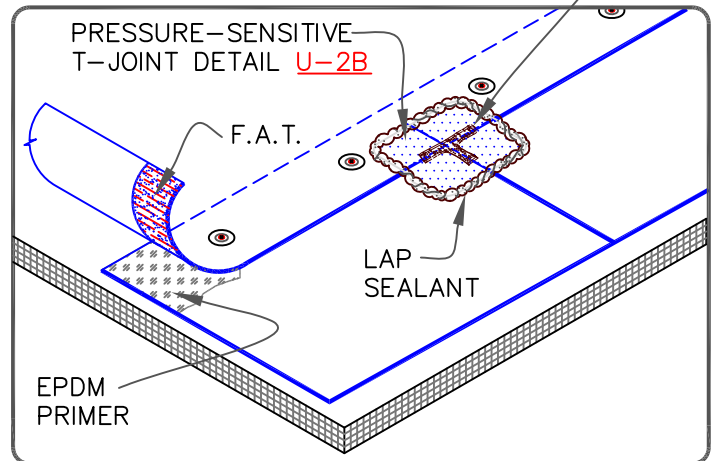
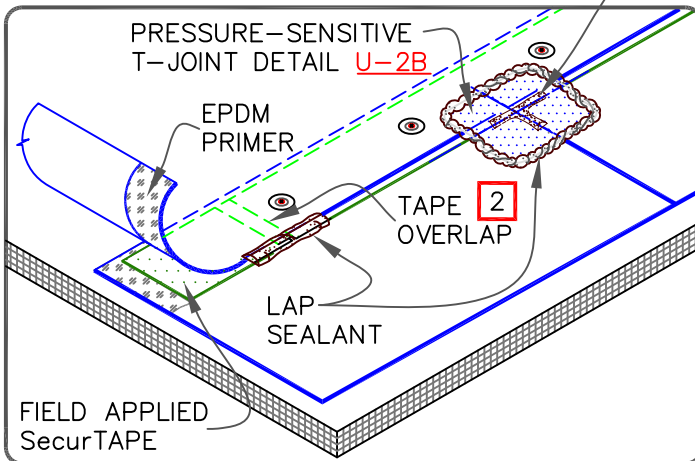
6" (15cm) WIDE FACTORY APPLIED TAPE



SEAM PLATE & FASTENER
POSITIONED OVER PRE-PRINTED
BLUE MARKS. FASTEN MAX. 12"
(30cm) O.C. **1**

DIMENSIONS		cm	
(A)	2"	5	
(B)	1/8"	0.5	TO
	1/2"	1.5	

LAP SEALANT BELOW THE
T-JOINT COVER **3**



NOTES:

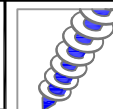
F.A.T. (FACTORY APPLIED SecurTAPE)

1. HP FASTENERS AND POLYMER SEAM PLATES ARE REQUIRED OVER STEEL DECKS.
2. OVERLAP THE ENDS OF FIELD APPLIED SecurTAPE A MINIMUM OF 1" (2.5cm). APPLY LAP SEALANT AT TAPE OVERLAPS 2" (5cm) IN EACH DIRECTION AS SHOWN.
3. APPLY LAP SEALANT ALONG THE LEADING EDGE OF THE MEMBRANE SPLICE UNDER THE 6" (15cm) T-JOINT COVER, COVERING THE EXPOSED SPLICE TAPE 1/2" (1.5cm) IN ALL DIRECTIONS FROM THE SPLICE INTERSECTION.
4. END LAPS SHALL BE SPLICED USING 3" (7.5cm) WIDE SecurTAPE. REFER TO DETAIL [MF-2B](#).
5. LAP SEALANT IS REQUIRED ON CUT EDGES OF REINFORCED EPDM MEMBRANE.



MECHANICALLY FASTENED EPDM
MEMBRANE SPLICE

MAXIMUM WARRANTY: 20 YEARS



DETAIL NO.

MF-2A

MECHANICALLY FASTENED