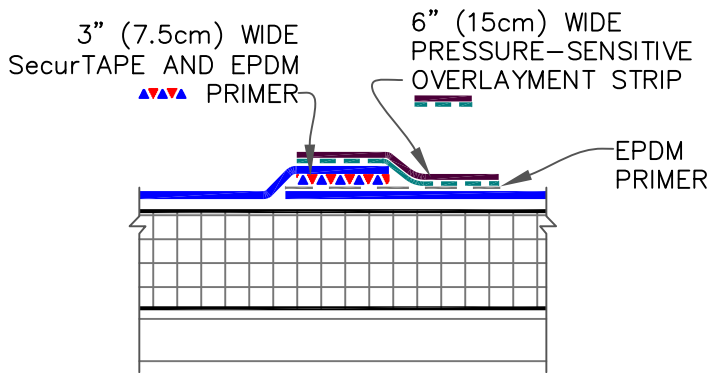
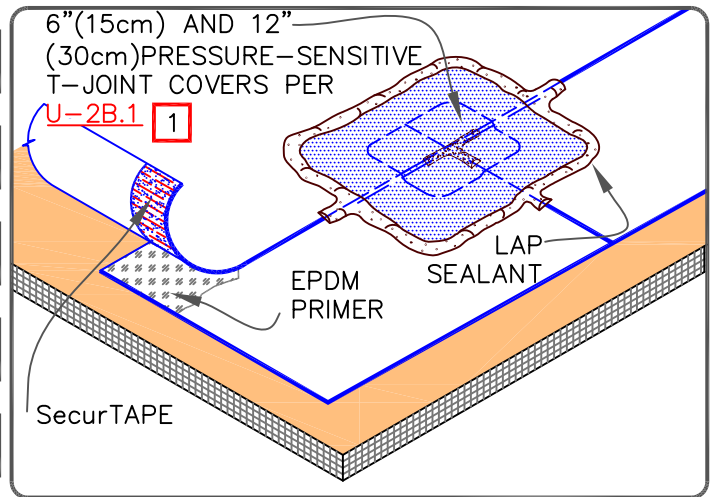
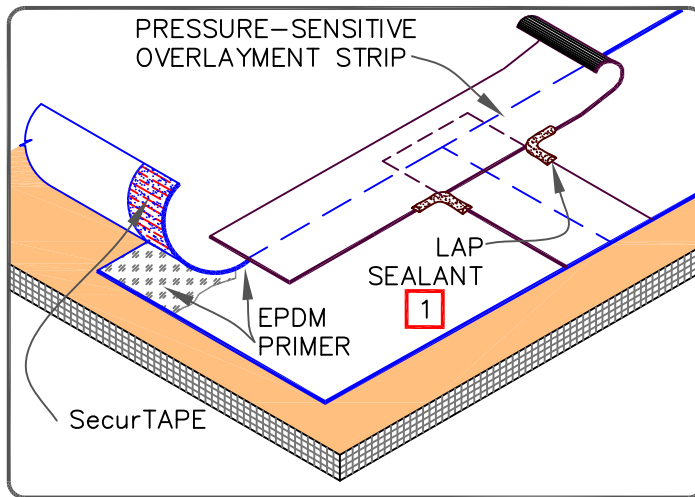
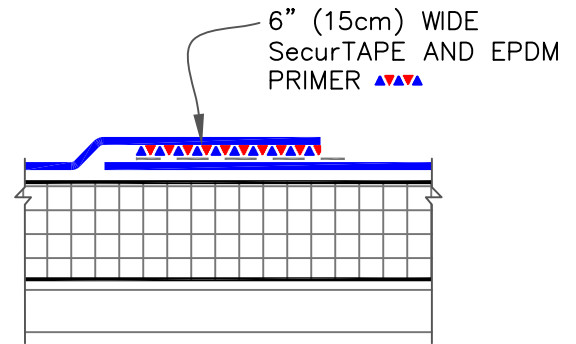


OPTION 1



OPTION 2



F.A.T. (FACTORY APPLIED SecurTAPE)

NOTES:

1. APPLY LAP SEALANT AT ALL INTERSECTIONS BETWEEN PRESSURE-SENSITIVE OVERLAYMENT STRIP.
2. REFER TO DETAIL [MF-2A.1](#) FOR MECHANICALLY-FASTENED SPLICES.

NOTE:

1. APPLY LAP SEALANT ALONG THE EXPOSED EDGE OF THE MEMBRANE SPLICE COVERING THE EXPOSED SPLICE TAPE 1/2" (1.5cm) IN EACH DIRECTION FROM THE SPLICE INTERSECTION AND OVERLAY WITH A 6" (15cm) T-JOINT COVER. INSTALL A 12" (30cm) T-JOINT COVER CENTERED OVER THE FIRST T-JOINT COVER PER DETAIL [U-2B.1](#).



EPDM MEMBRANE SPLICE
(25/30 YEAR WARRANTIES)

MAXIMUM WARRANTY: 30 YEARS



DETAIL NO.

U-2A.1

THERMOSET UNIVERSAL