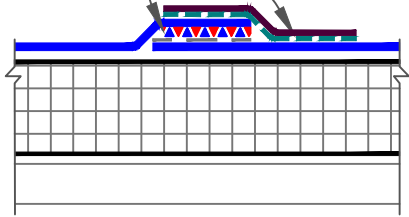


OPTION 1

3" (76mm) WIDE FACTORY-APPLIED TAPE IN CONJUNCTION WITH EPDM PRIMER

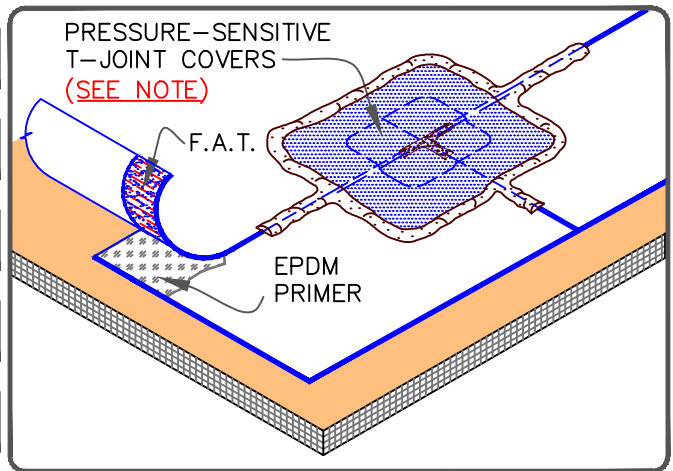
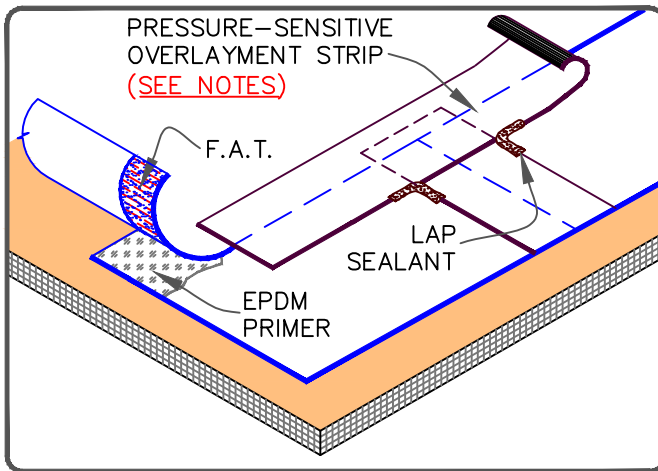
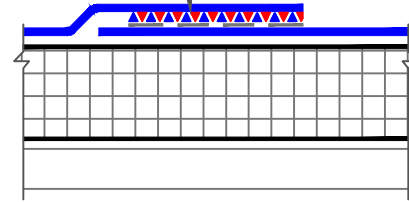
6" (152mm) WIDE PRESSURE-SENSITIVE OVERLAYMENT STRIP

1



OPTION 2

6" (152mm) WIDE FACTORY-APPLIED TAPE IN CONJUNCTION WITH EPDM PRIMER



F.A.T. (FACTORY APPLIED SecurTAPE)

NOTES:

1. PROJECTS WITH 25-YEAR WARRANTIES OR PROJECTS WITH 90-MIL EPDM MEMBRANE (REGARDLESS OF WARRANTY), TAPE SPLICES MAY BE A MINIMUM 3" (76mm) WIDE FACTORY APPLIED TAPE (F.A.T). IN ADDITION, OVERLAY THE ENTIRE FIELD SPLICE WITH A CONTINUOUS 6" (152mm) WIDE PRESSURE-SENSITIVE OVERLAYMENT STRIP.
2. APPLY LAP SEALANT AT ALL INTERSECTIONS BETWEEN PRESSURE-SENSITIVE OVERLAYMENT STRIP.

NOTE:

PROJECTS WITH 25-YEAR WARRANTIES OR PROJECTS WITH 90-MIL EPDM MEMBRANE (REGARDLESS OF WARRANTY), TAPE SPLICES MUST BE A MINIMUM 6" (152mm) WIDE FACTORY APPLIED SecurTAPE (F.A.T). ALL SPLICE INTERSECTIONS MUST BE OVERLAID WITH TWO LAYERS OF PRESSURE-SENSITIVE ELASTOFORM FLASHING. APPLY LAP SEALANT ALONG THE LEADING EDGE OF THE MEMBRANE SPLICE COVERING 1/2" (13mm) IN ALL DIRECTIONS FROM THE SPLICE INTERSECTION AND OVERLAY WITH A 6"X6" (152mm X 152mm) T-JOINT COVER A SECOND LAYER OF 12"X12" (305mm X 305mm) PRESSURE- SENSITIVE T-JOINT COVER IS REQUIRED. BOTH LAYERS SHALL BE CENTERED OVER THE SPLICE INTERSECTION AND SEALED WITH CONTINUOUS LAP SEALANT.

<p>● EPDM</p> <p>● APPROVED SUBSTRATE</p> <p>0 ● SEE NOTE(S)</p>	<p>EPDM MEMBRANE SPLICES- PROJECTS WITH 90-MIL MEMBRANE OR WARRANTIES GREATER THAN 20-YEAR</p> <p>For additional information, refer to Specifications</p>		<p>DETAIL NO.</p> <p>U-2A.1</p> <p>THERMOSET UNIVERSAL</p>
--	--	--	---