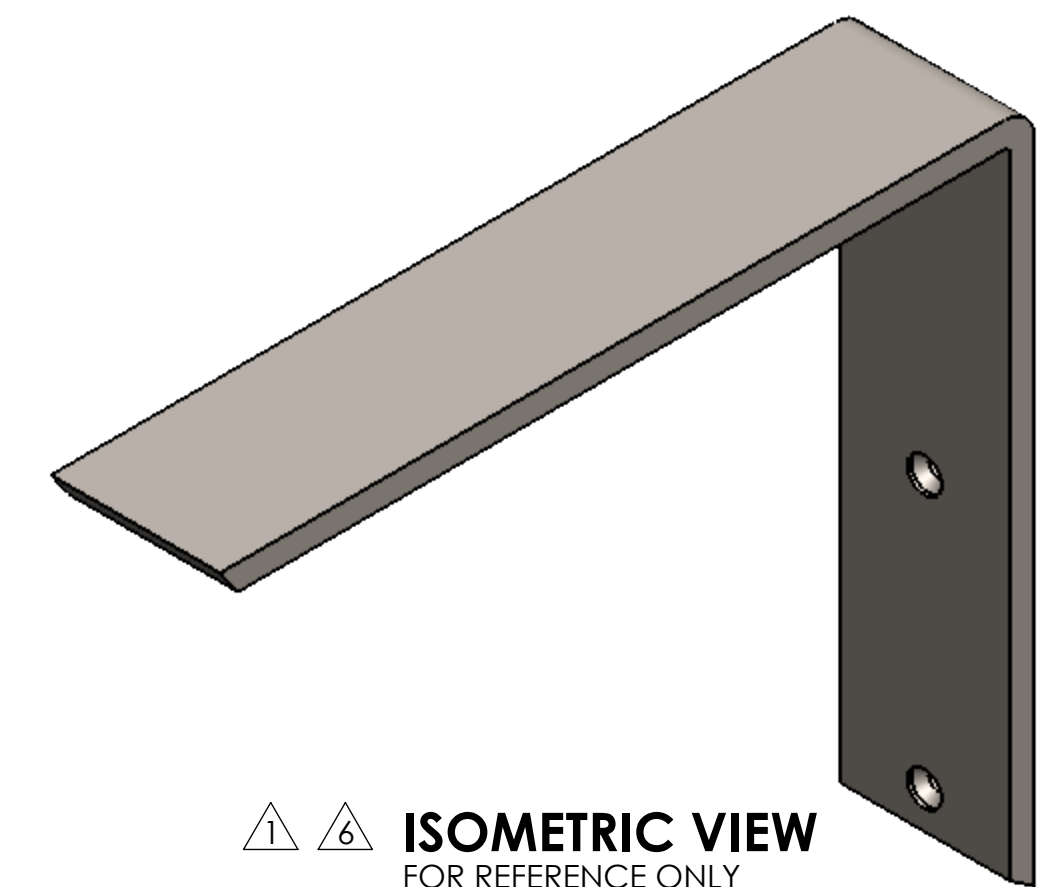


REVISION STATUS - ALL SHEETS ARE THE SAME REVISION

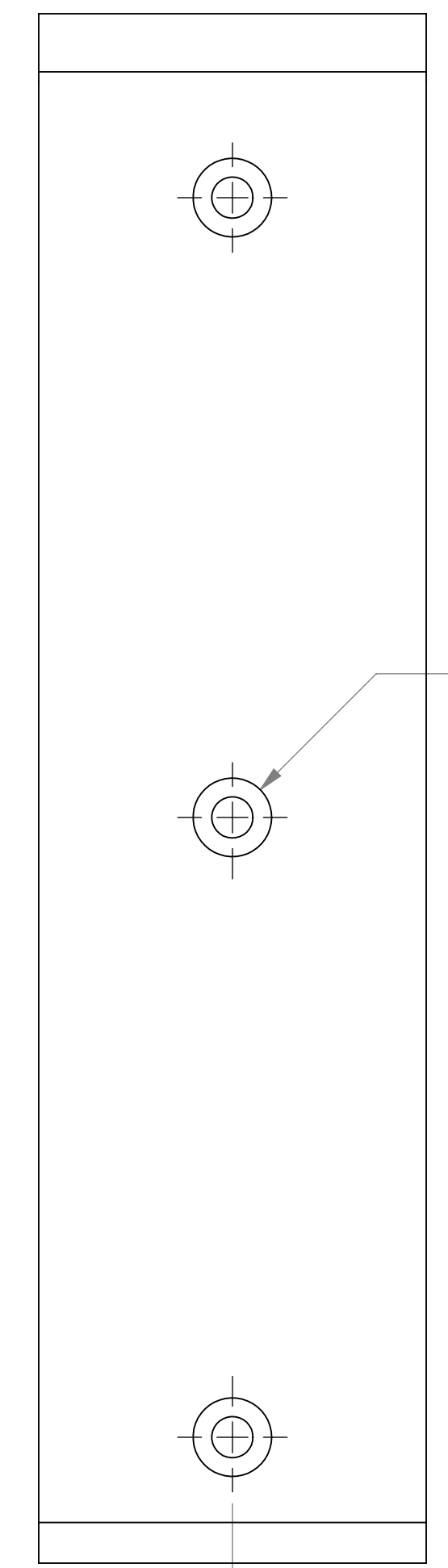
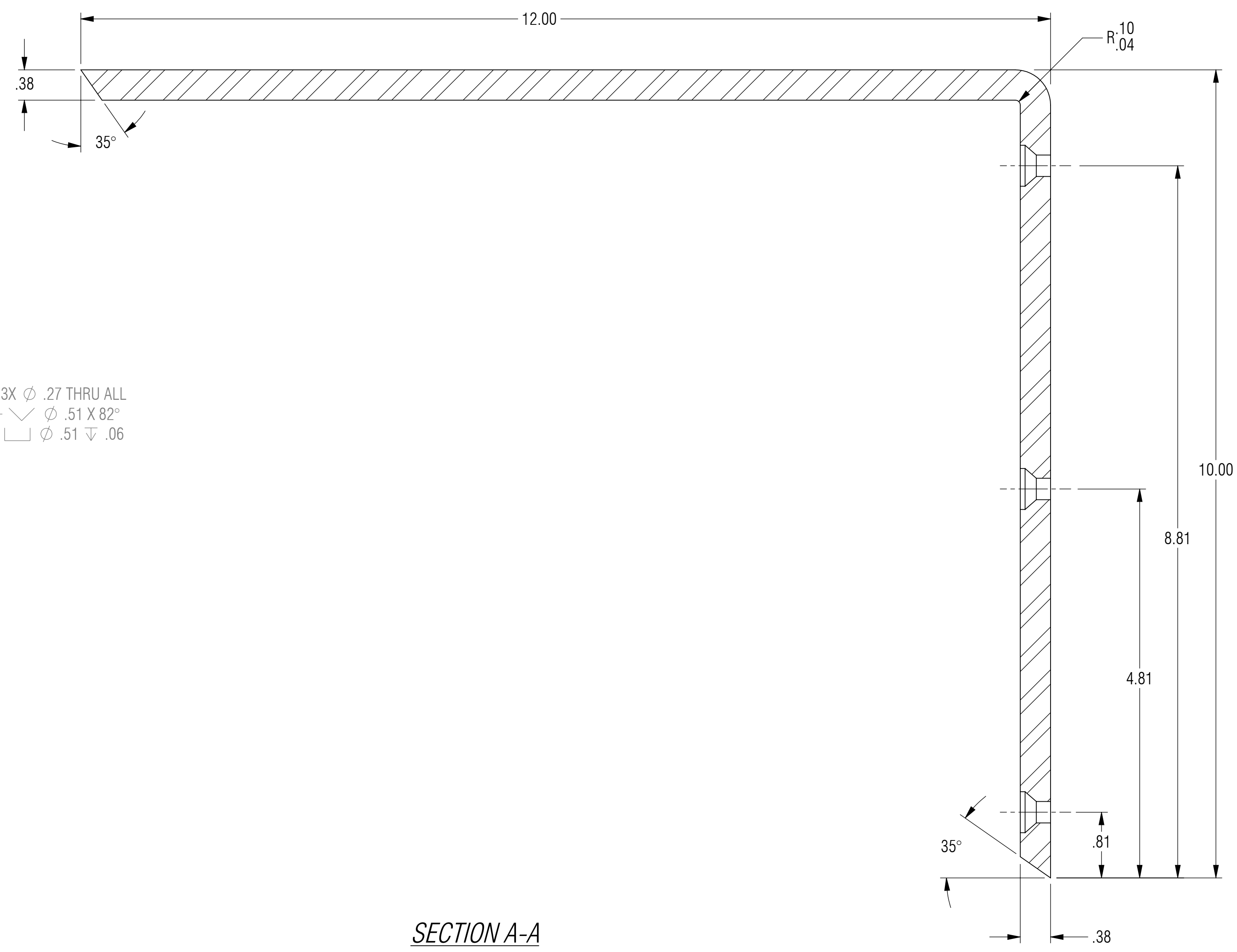
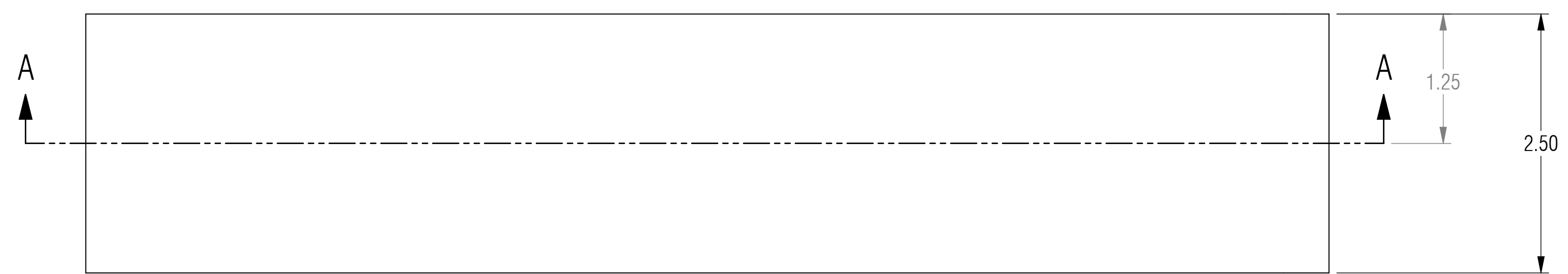
ZONE	REV.	DESCRIPTION	DATE	APPROVED
	X1	DEVELOPMENT	01/24/2017	KRH

NOTES: UNLESS OTHERWISE SPECIFIED

- 1. MATERIAL: ASTM A36, HOT ROLLED STEEL, OR CENTERLINE STEEL, LLC APPROVED EQUIVALENT.
- 2. ALL DIMENSIONS ARE TO THEORETICAL SHARP.
- 3. REMOVE BURRS AND BREAK ALL SHARP EDGES .03 MAX.
- 4. ALL DIMENSIONS ARE IN INCHES UNLESS STATED OTHERWISE.
- 5. PARTS SHALL BE FREE OF GREASE AND CUTTING FLUID.
- 6. POWDER COAT PER MIL-PRF-24712A (TYPE 3, CLASS 3)



ISOMETRIC VIEW
FOR REFERENCE ONLY



3X ϕ .27 THRU ALL
 \surd ϕ .51 X 82°
 \sqsubset ϕ .51 ∇ .06

SECTION A-A

RELEASED

UNLESS OTHERWISE SPECIFIED: DIMENSIONS ARE IN INCHES		ENGINEER		
TOLERANCES ARE:		ENGINEER		
.XX ± .01	ANGLES	ENGINEER		
.XXX ± .005	XX° ± 1°	CHECKED	CAS	01/24/2017
		DRAWN	KRH	01/24/2017
INTERPRET DRAWINGS IN ACCORDANCE WITH:		MANAGER APPROVAL		
ASME Y14.100	ENGINEERING DRAWING PRACTICES	THE INFORMATION ON THIS DRAWING IS PROPRIETARY AND SHALL NOT BE DISCLOSED, USED, OR DUPLICATED FOR PROCUREMENT OR MANUFACTURING PURPOSES WITHOUT THE EXPRESS WRITTEN CONSENT OF CENTERLINE STEEL, LLC		
ASME Y14.38	ABBREVIATIONS	THIRD ANGLE PROJECTION		
ASME Y14.5	DIMENSIONING AND TOLERANCING			
ASME Y14.6	SCREW THREAD REPRESENTATION	SIZE	CAGE CODE	DRAWING NO
ASME Y14.8	CASTINGS, FORGINGS & MOLDED PARTS	D		FMB-12X10
AWS A2.4	WELDING SYMBOLS	SCALE	1:1	REV
IEEE STD 315	SYMBOLS FOR ELECTRICAL AND ELECTRONIC DIAGRAMS			X1
		DRAWING TITLE		
		FRONT MOUNTING BRACKET		
		SHEET 1 OF 1		



FRONT MOUNTING BRACKET

SIZE: D
 SCALE: 1:1
 DRAWING NO: FMB-12X10
 REV: X1