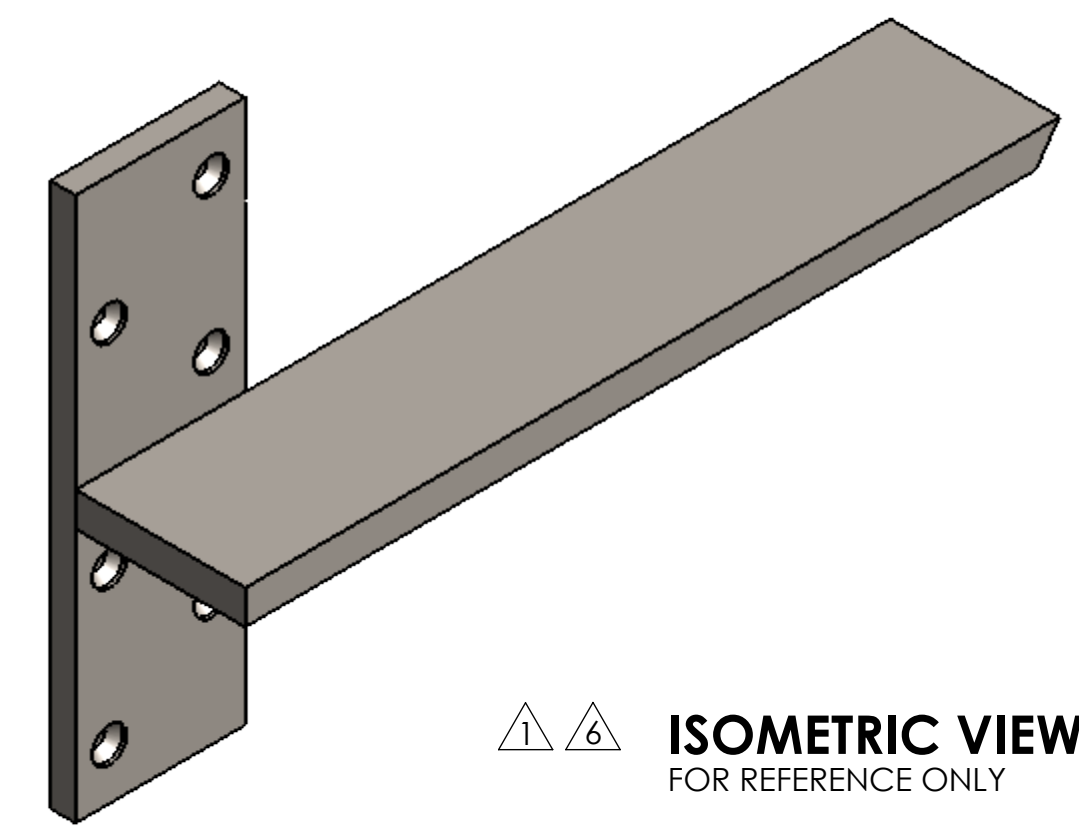

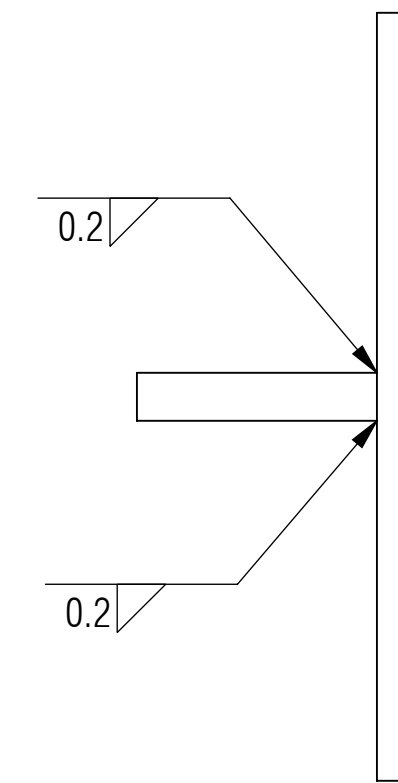
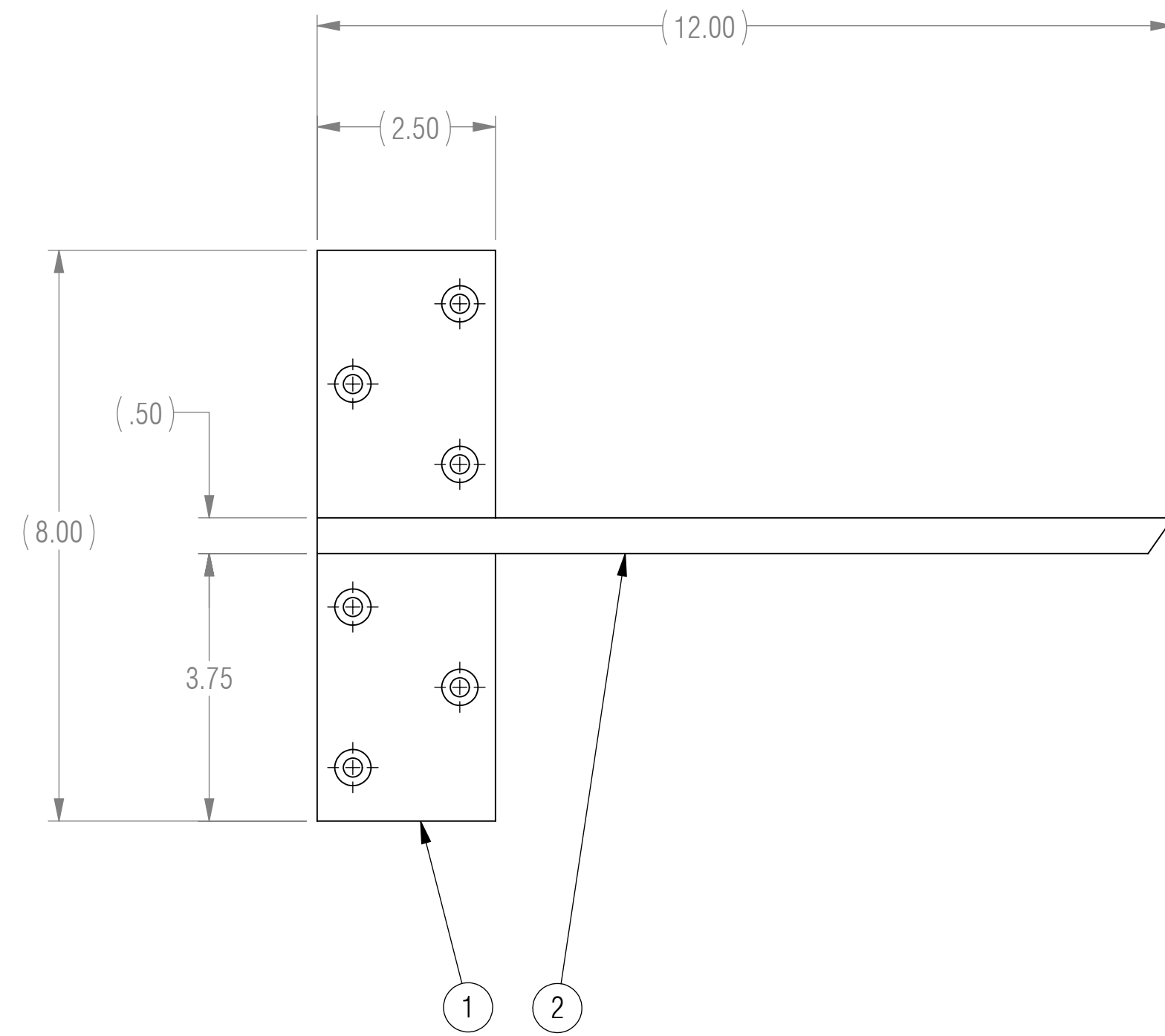


NOTES: UNLESS OTHERWISE SPECIFIED

- 1. MATERIAL: MATERIAL SPECIFIED AT INDIVIDUAL PART LEVEL.
- 2. ALL DIMENSIONS ARE TO THEORETICAL SHARP.
- 3. REMOVE BURRS AND BREAK ALL SHARP EDGES .03 MAX.
- 4. ALL DIMENSIONS ARE IN INCHES UNLESS STATED OTHERWISE.
- 5. PARTS SHALL BE FREE OF GREASE AND CUTTING FLUID.
- 6. POWDER COAT PER MIL-PRF-24712A (TYPE 3, CLASS 3)

| REVISIONS | | | | |
|-----------|------|-------------|------------|----------|
| ZONE | REV. | DESCRIPTION | DATE | APPROVED |
| | X1 | DEVELOPMENT | 03/15/2017 | KRH |



ISOMETRIC VIEW
FOR REFERENCE ONLY

| BOM TABLE | | | |
|-----------|-------------|--------------------------------|------|
| ITEM NO. | PART NUMBER | DESCRIPTION | QTY. |
| 1 | A-FWM | FWM FLANGE | 1 |
| 2 | HFWM-12.00 | HORIZONTAL FLOATING WALL MOUNT | 1 |

RELEASED

| | | | | |
|---|--|------------------------|----------------|---|
| UNLESS OTHERWISE SPECIFIED: DIMENSIONS ARE IN INCHES | | ENGINEER | | |
| TOLERANCES ARE: | | ENGINEER | | |
| ANGLES | | ENGINEER | | |
| .XX ± .01 | XX° ± 1° | CHECKED | CAS 03/15/2017 | |
| .XXX ± .005 | | DRAWN | KRH 03/15/2017 | |
| INTERPRET DRAWINGS IN ACCORDANCE WITH: | | MANAGER APPROVAL | | THE INFORMATION ON THIS DRAWING IS PROPRIETARY AND SHALL NOT BE DISCLOSED, USED, OR DUPLICATED FOR PROCUREMENT OR MANUFACTURING PURPOSES WITHOUT THE EXPRESS WRITTEN CONSENT OF CENTERLINE STEEL, LLC |
| ASME Y14.100 | ENGINEERING DRAWING PRACTICES | THIRD ANGLE PROJECTION | | |
| ASME Y14.38 | ABBREVIATIONS | | | |
| ASME Y14.5 | DIMENSIONING AND TOLERANCING | | | |
| ASME Y14.6 | SCREW THREAD REPRESENTATION | SIZE | D | DRAWING NO FWM-R12 |
| ASME Y14.8 | CASTINGS, FORGINGS & MOLDED PARTS | CAGE CODE | | |
| AWS A2.4 | WELDING SYMBOLS | SCALE | 1:2 | SHEET 1 OF 1 |
| IEEE STD 315 | SYMBOLS FOR ELECTRICAL AND ELECTRONIC DIAGRAMS | | | |