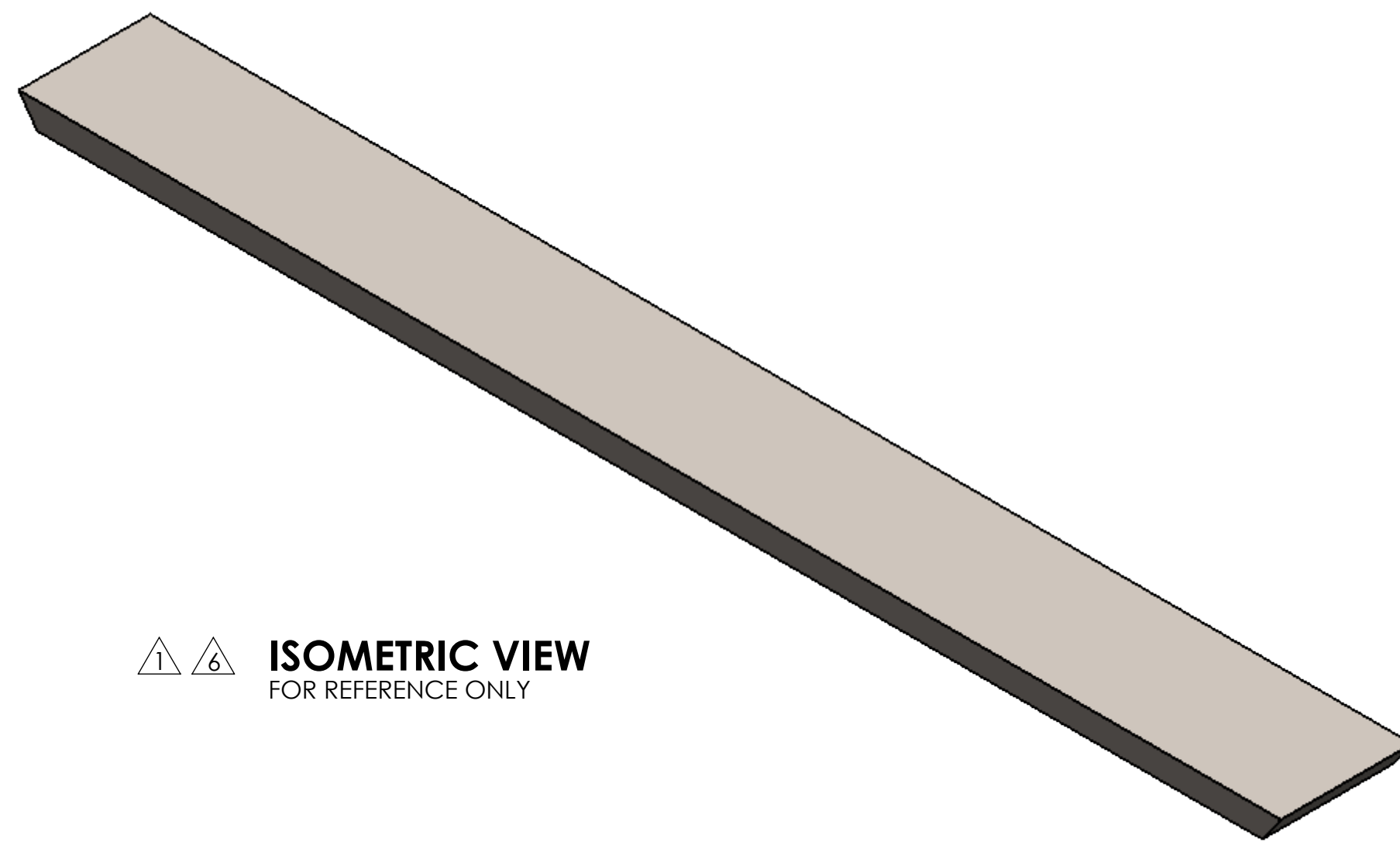


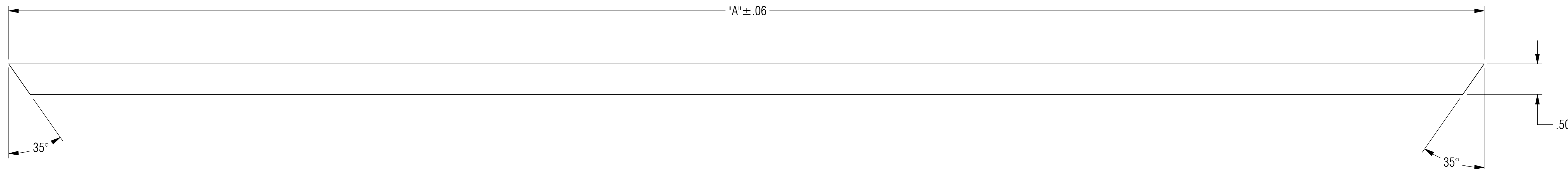

NOTES: UNLESS OTHERWISE SPECIFIED

- 1 MATERIAL: ASTM A36, HOT ROLLED STEEL, OR CENTERLINE STEEL, LLC APPROVED EQUIVALENT.
- 2 ALL DIMENSIONS ARE TO THEORETICAL SHARP.
- 3 REMOVE BURRS AND BREAK ALL SHARP EDGES .03 MAX.
- 4 ALL DIMENSIONS ARE IN INCHES UNLESS STATED OTHERWISE.
- 5 PARTS SHALL BE FREE OF GREASE AND CUTTING FLUID.
- 6 POWDER COAT PER MIL-PRF-24712A (TYPE 3, CLASS 3)

REVISIONS				
ZONE	REV.	DESCRIPTION	DATE	APPROVED
	X1	DEVELOPMENT	02/13/2017	KRH



ISOMETRIC VIEW  
FOR REFERENCE ONLY



CONFIGURATION TABLE	
	"A"
SSB-24	24
SSB-25	25
SSB-26	26
SSB-27	27
SSB-28	28
SSB-29	29
SSB-30	30
SSB-31	31
SSB-32	32
SSB-33	33
SSB-34	34
SSB-35	35
SSB-36	36
SSB-37	37
SSB-38	38
SSB-39	39
SSB-40	40
SSB-41	41
SSB-42	42
SSB-43	43
SSB-44	44
SSB-45	45
SSB-46	46
SSB-47	47
SSB-48	48
SSB-49	49
SSB-50	50
SSB-51	51
SSB-52	52
SSB-53	53
SSB-54	54
SSB-55	55
SSB-56	56
SSB-57	57
SSB-58	58
SSB-59	59
SSB-60	60

RELEASED

UNLESS OTHERWISE SPECIFIED: DIMENSIONS ARE IN INCHES		ENGINEER		
TOLERANCES ARE:		ENGINEER		
ANGLES		CHECKED	CAS 02/13/2017	
.XX ± .01	XX° ± 1°	DRAWN	KRH 02/13/2017	
.XXX ± .005		MANAGER APPROVAL		
INTERPRET DRAWINGS IN ACCORDANCE WITH:		THE INFORMATION ON THIS DRAWING IS PROPRIETARY AND SHALL NOT BE DISCLOSED, USED, OR DUPLICATED FOR PROCUREMENT OR MANUFACTURING PURPOSES WITHOUT THE EXPRESS WRITTEN CONSENT OF CENTERLINE STEEL, LLC		
ASME Y14.100 ENGINEERING DRAWING PRACTICES		THIRD ANGLE PROJECTION		
ASME Y14.38 ABBREVIATIONS				
ASME Y14.5 DIMENSIONING AND TOLERANCING				
ASME Y14.6 SCREW THREAD REPRESENTATION		SIZE	D	DRAWING NO SSB
ASME Y14.8 CASTINGS, FORGINGS & MOLDED PARTS		CAGE CODE		
AWS A2.4 WELDING SYMBOLS		DRAWING NO	SSB	REV
IEEE STD 315 SYMBOLS FOR ELECTRICAL AND ELECTRONIC DIAGRAMS		SCALE	1:1	X1
USED ON		SHEET 1 OF 1		
APPLICATION				