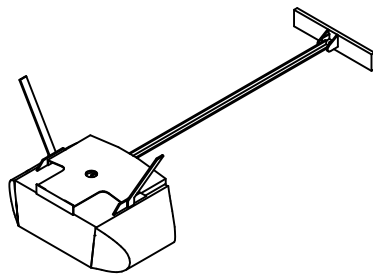




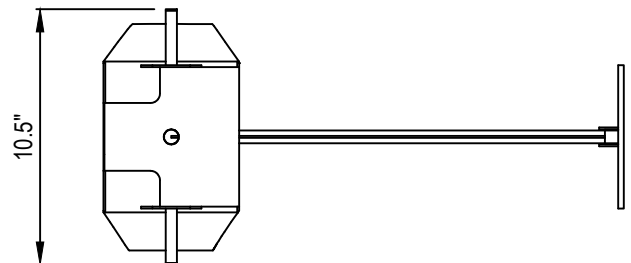
LIFTMASTER
300 WINDSOR DRIVE
OAK BROOK, IL 60523
TOLL FREE: 1-800-282-6225
FAX: (630) 516-8412
EMAIL: specs@liftmaster.com
www.liftmaster.com

SELECT DESIRED OPTIONAL ACCESSORIES:

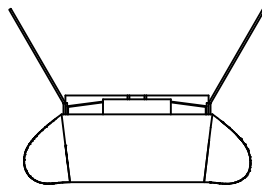
- WIRELESS KEYLESS ENTRY WITH SECURITY+ (MODEL 377LM)
- GARAGE DOOR OPEN/CLOSE MONITOR (MODEL 915LM)
- WIRELESS CONTROL PANEL (MODEL 378LM)
- LASER GARAGE PARKING ASSIST (MODEL 975LM)



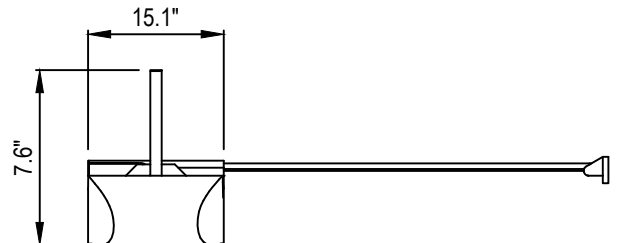
ISOMETRIC VIEW



TOP VIEW



FRONT VIEW



SIDE VIEW

SPECIFICATIONS:

MATERIAL: STEEL WITH CHASSIS SUPPORT BRACKET, SOLID-STEEL I-BEAM RAIL, AND STEEL TROLLEY.

MANUFACTURER NOTES:

1. SUGGESTED INSTALLATION FOR DIRT GROUND. THE MEASUREMENTS DEPEND ON THE TYPE OF GROUND. (IE., ASPHALT, CEMENT, DIRT) CHECK LOCAL BUILDING CODE BEFORE INSTALLATION.

NOTES:

1. INSTALLATION TO BE COMPLETED IN ACCORDANCE WITH MANUFACTURER'S SPECIFICATIONS.
2. DO NOT SCALE DRAWING.
3. THIS DRAWING IS INTENDED FOR USE BY ARCHITECTS, ENGINEERS, CONTRACTORS, CONSULTANTS AND DESIGN PROFESSIONALS FOR PLANNING PURPOSES ONLY. THIS DRAWING MAY NOT BE USED FOR CONSTRUCTION.
4. ALL INFORMATION CONTAINED HEREIN WAS CURRENT AT THE TIME OF DEVELOPMENT BUT MUST BE REVIEWED AND APPROVED BY THE PRODUCT MANUFACTURER TO BE CONSIDERED ACCURATE.

RESIDENTIAL GARAGE DOOR OPENERS

LIFTMASTER® ELITE SERIES® 8587W: 3/4 HP AC CHAIN DRIVE WI-FI GARAGE DOOR OPENER