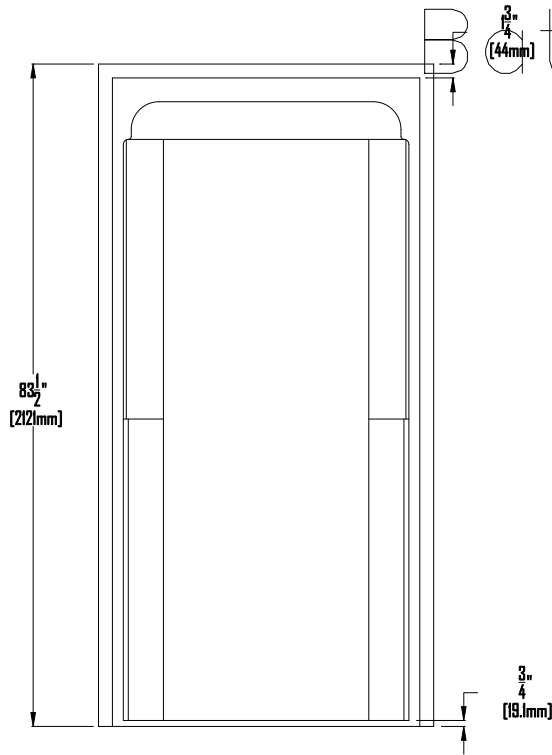
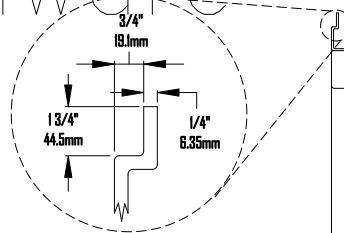


Clarion


Bathware



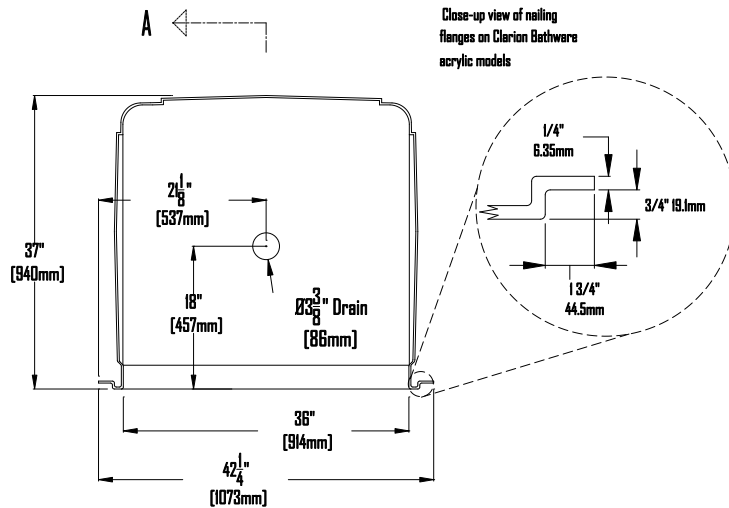
ELEVATION



Close-up view of nailing flanges on Clarion Bathware acrylic models



SECTION "A-A"



Close-up view of nailing flanges on Clarion Bathware acrylic models

PLAN

Specifications:

- * Special installation instructions for this unit must be followed carefully.
- * Units comply with NAHB, HUD UM-73A, ANSI-Z124.2, ADAAG, AND ANSI 117.1.
- * Units are thermoformed from continuous cast acrylic sheet into a one piece seamless unit
- * Unit cannot accept a door
- * Interior Floor Space: W-36" (914mm)

D-36" (914mm)

- * All dimensions +/- 1/4" (6.35mm)
- * Reinforced and slip resistant floor
- * Clarion Bathware reserves the right to change design and/or dimensions

Model AN4136LBF34 or AN4136RBF34

Left or Right Hand Valve Wall

Clarion

BATHWARE

Shipperville, Pa. 16254

Phone: 814-226-5374

Fax: 814-226-0730

www.clarionbathware.com

Signature For Approval:

Date:

Customer: _____

Arch./Engr: _____

Contractor: _____

Cla. Engr: _____

Dwg. by: DJC

Engr. Ckd. by: BAM