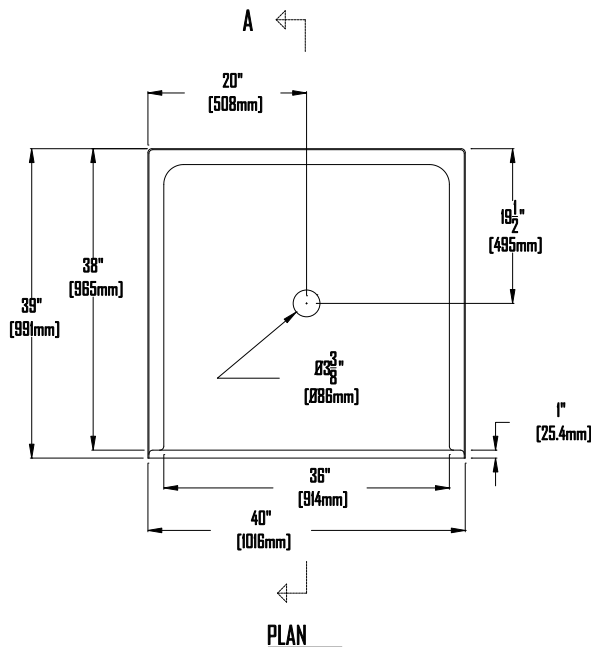

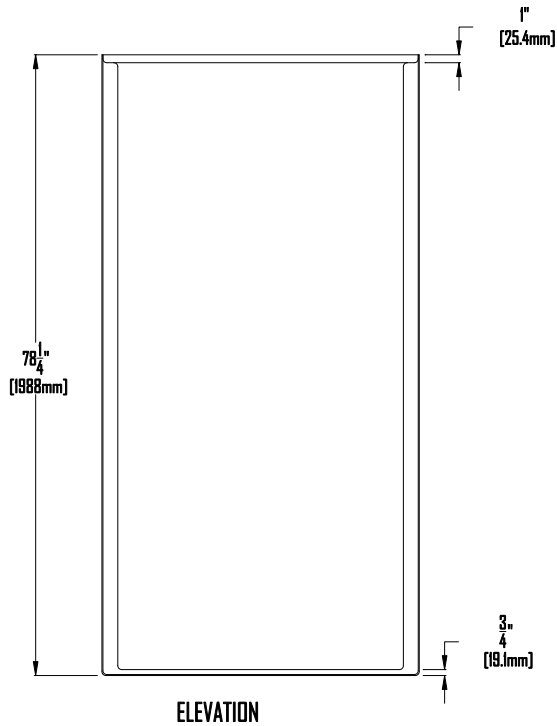


CLARION BATHWARE



40" [1016mm] Barrier Free Shower
with 3/4" [19.1mm] Threshold

Center Drain

Specifications:

- * Special installation instructions for this unit must be followed carefully
- * Units comply with NAHB, ADAAG, HUD UM-73A, ANSI-Z124.2, and ANSI A117.1
- * Balsawood reinforced floor
- * 1" [25.4mm] nailing flange
- * 1" [25.4mm] floor nailing flange
- * Door Opening: W-36" [914mm] H-76" [1930mm]
- * Shower Floor: W-36" [914mm] D-36" [914mm]
- * All dimensions +/- 1/4" [6.35mm]
- * Clarion Bathware reserves the right to change design and/or dimensions
- * Dimensions are the same for RE, RG, MP, and CU versions of this model

Model 3940BF34CD

Center Drain Barrier-Free Shower

Shippville, Pa. 16254
Phone: 814-226-5374
Fax: 814-226-0730
www.clarionbathware.com

Dwg. by: DJC

Engr. Ckd. by: BAM

Signature For Approval:

Date:

Customer: _____
Arch./Engr: _____
Contractor: _____
Cla. Engr: _____