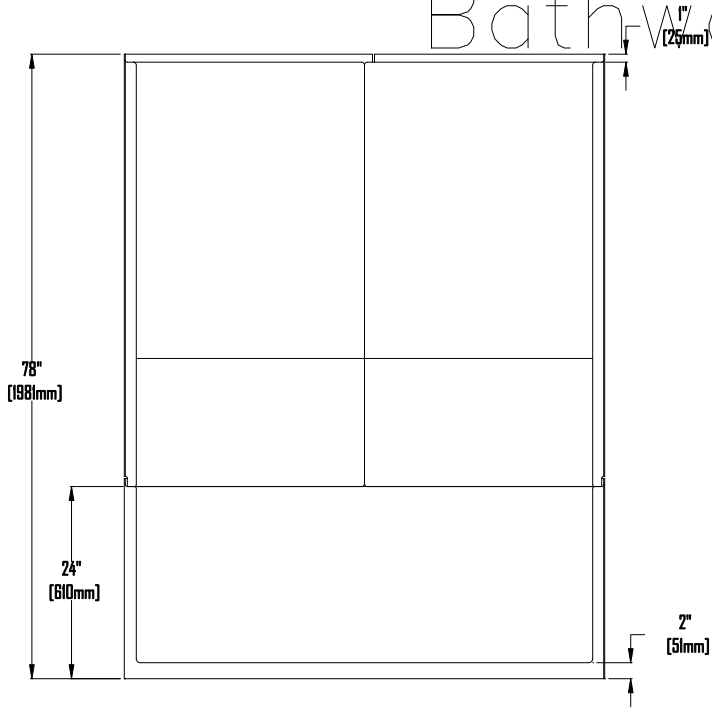



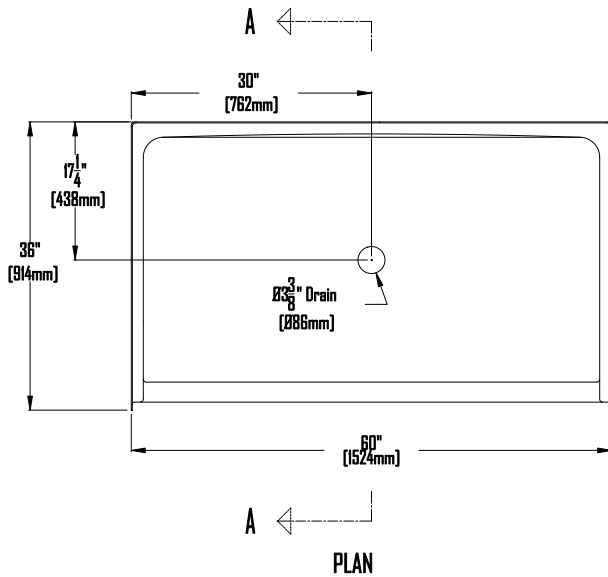
Clarion Bathware



ELEVATION



SECTION "A-A"



PLAN

60" (1524mm) 3-piece Barrier-free Shower

Specifications:

- * Barrier-free installation requires a 2" (50.8mm) recess
- * Installation instructions for this product must be followed carefully.
- * Units comply with NAHB, HUD UM-73A, and ANSI-Z124.2
- * 1" (25.4mm) nailing flange
- * Accepts Clarion Bathware Model IN60C cap (adds 6" to overall height of unit)
- * All dimensions +/- 1/4" (6.35mm)
- * Clarion Bathware reserves the right to change design and/or dimensions
- * Dimensions are the same for RE, RS, MP, and CU versions of this model

Model 60368FKD

Clarion
BATHWARE

Shipperville, Pa. 16254

Phone: 814-226-5374

Fax: 814-226-0730

www.clarionbathware.com

Signature For Approval:

Date:

Customer:

Arch./Engr:

Contractor:

Cla. Engr:

Dwg. by: DJC

Engr. Ckd. by: BAM

DATE OF LAST REVISION: 10/26/06