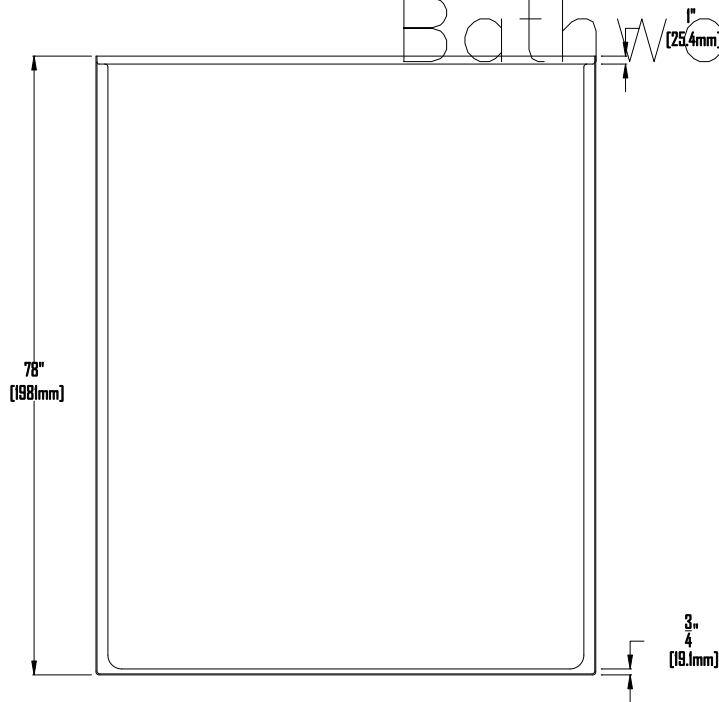



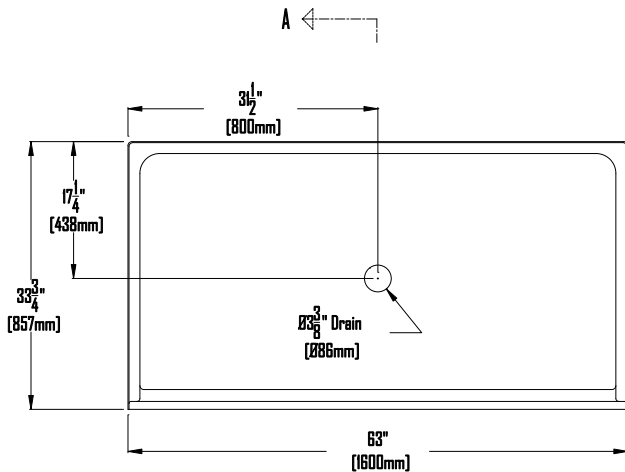
Clarion Bathware



ELEVATION



SECTION "A - A"



PLAN

63" [1600mm] Barrier-Free Shower Stall

with 3/4" [19.1mm] Threshold

Specifications:

- * Special installation instructions for this unit must be followed very carefully
- * Units comply with NAHB, ADAAG, UFAS, ANSI A117.1, HUD UM-73A, and ANSI-Z124.2
- * Wood reinforced floor
- * 1" [25.4mm] nailing flange
- * 1" [25.4mm] floor nailing flange
- * All dimensions +/- 1/4" [6.35mm]
- * Floor Dimensions: W-60" [1524mm] D-31 1/4" [794mm]
- * Door Opening: W-60" [1524mm] H-76" [1930mm]
- * Clarion Bathware reserves the right to change design and/or dimensions
- * Dimensions are the same for RE, RS, MP, and CU versions of this model

Model 6333BF34

Clarion
BATHWARE

Shipperville, Pa. 16254
Phone: 814-226-5374
Fax: 814-226-0730
www.clarionbathware.com

Dwg. by: DJC

Engr. Ckd. by: BAM

Signature For Approval:

Date:

Customer: _____
Arch./Engr: _____
Contractor: _____
Cla. Engr: _____

DATE OF LAST REVISION: 1/7/05