

KS SERIES - HORIZONTAL INSTALLATION

REVISION

| | |
|----|----------|
| 10 | 1/8/24 |
| 11 | 10/30/25 |
| 12 | 12/2/25 |
| 13 | 1/30/26 |

| | |
|--------------|---|
| CI-DS-01-KSH | C & I DISCLAIMER |
| CI-PP-01-KSH | PANEL PROFILES |
| CI-PP-02-KSH | PANEL PROFILES |
| CI-PP-03-KSH | PANEL PROFILES |
| CI-PJ-01-KSH | EXPANDED PANEL JOINT |
| CI-PJ-02-KSH | ENGAGED PANEL JOINT |
| CI-PJ-03-KSH | INTERMEDIATE SUPPORT |
| CI-PJ-04-KSH | INTERMEDIATE SUPPORT ISOMETRIC |
| CI-PJ-05-KSH | EXPANDED PANEL JOINT W/ LEO-KLIP & FASTENERS |
| CI-PJ-06-KSH | ENGAGED PANEL JOINT W/ LEO-KLIP & FASTENERS |
| CI-PJ-07-KSH | INTERMEDIATE SUPPORT W/ LEO-KLIP & FASTENERS |
| CI-PJ-08-KSH | LEO-KLIP & FASTENERS SECTION END OF PANEL CONDITION |
| CI-PJ-09-KSH | INTERMEDIATE SUPPORT W/ LEO-KLIP+ & FASTENERS |
| CI-PJ-10-KSH | LEO-KLIP+ & FASTENERS SECTION END OF PANEL CONDITION |
| CI-PJ-11-KSH | LEO-KLIP & FASTENERS ISOMETRIC |
| CI-PJ-12-KSH | LEO-KLIP+ & FASTENERS ISOMETRIC |
| CI-BS-01-KSH | FLUSH CUT BASE W/ TRIM |
| CI-BS-02-KSH | FLUSH BASE W/ EXTRUSION |
| CI-BS-03-KSH | OVERHANG W/ EXTRUSION |
| CI-BS-04-KSH | OVERHANG CUT BASE W/ EXTRUSION |
| CI-BS-05-KSH | "J" BASE DETAIL - OVERHANG W/ TRIM |
| CI-BS-06-KSH | "J" BASE DETAIL - NOTCHED CONCRETE |

INDEX SHEET

DETAIL #: XX-XX-XX-KSH

RELEASE: 2026

REGION: NORTH AMERICA

www.kingspanpanels.com



KS SERIES - HORIZONTAL INSTALLATION

| | | | |
|------------------|---|----------|----------|
| CI-BS-CMU-01-KSH | FLUSH BASE W/ TRIM - CMU | REVISION | |
| CI-BS-CMU-02-KSH | FLUSH BASE W/ EXTRUSION - CMU | 10 | 1/8/24 |
| CI-BS-CMU-03-KSH | OVERHANG W/ EXTRUSION - CMU | 11 | 10/30/25 |
| CI-BS-CMU-04-KSH | "J" BASE DETAIL - OVERHANG W/ TRIM - CMU | 12 | 12/2/25 |
| CI-BS-CMU-05-KSH | "J" BASE DETAIL - NOTCHED CONCRETE - CMU | 13 | 1/30/26 |
| CI-OC-01-KSH | OUTSIDE CORNER W/ FLAT TRIM | | |
| CI-OC-02-KSH | OUTSIDE CORNER FACTORY FOLDED | | |
| CI-OC-03-KSH | OUTSIDE CORNER - STANDARD CUT ENDS | | |
| CI-OC-04-KSH | OUTSIDE CORNER W/ EXTRUSION | | |
| CI-IC-01-KSH | INSIDE CORNER W/ FLAT TRIM | | |
| CI-IC-02-KSH | INSIDE CORNER W/ GASKET | | |
| CI-IC-03-KSH | INSIDE CORNER - STANDARD CUT ENDS | | |
| CI-IC-04-KSH | INSIDE CORNER W/ JAMB EXTRUSION | | |
| CI-IC-05-KSH | INSIDE CORNER W/ CORNER EXTRUSION | | |
| CI-IC-06-KSH | I.C. TRIM LAP AT BASE TRIM EXPANDED | | |
| CI-IC-07-KSH | I.C. TRIM LAP AT BASE TRIM ENGAGED | | |
| CI-IC-08-KSH | I.C. TRIM LAP EXPANDED | | |
| CI-IC-09-KSH | I.C. TRIM LAP ENGAGED | | |
| CI-OC-CMU-01-KSH | OUTSIDE CORNER W/ FLAT TRIM - CMU | | |
| CI-OC-CMU-02-KSH | OUTSIDE CORNER FACTORY FOLDED - CMU | | |
| CI-OC-CMU-03-KSH | OUTSIDE CORNER - STANDARD CUT ENDS - CMU | | |
| CI-IC-CMU-01-KSH | INSIDE CORNER W/ FLAT TRIM - CMU | | |
| CI-IC-CMU-02-KSH | INSIDE CORNER W/ GASKET - CMU | | |
| CI-IC-CMU-03-KSH | INSIDE CORNER- W/ STANDARD CUT ENDS CMU | | |
| CI-IC-CMU-04-KSH | INSIDE CORNER W/ JAMB EXTRUSION - CMU | | |
| CI-EW-01-KSH | ENDWALL TERMINATION W/ TRIM | | |
| CI-EW-02-KSH | ENDWALL TERMINATION W/ EXTRUSION | | |

INDEX SHEET

DETAIL #: XX-XX-XX-KSH

RELEASE: 2026

REGION: NORTH AMERICA

www.kingspanpanels.com



KS SERIES - HORIZONTAL INSTALLATION

| | | | |
|--------------|--|----------|----------|
| CI-FO-01-KSH | F.O. HEAD W/ DRIP EDGE | REVISION | |
| CI-FO-02-KSH | F.O. HEAD W/ TWO PIECE TRIM | | |
| CI-FO-03-KSH | F.O. HEAD W/ EXTRUSION | 10 | 1/8/24 |
| CI-FO-04-KSH | F.O. JAMB W/ FLAT TRIM | 11 | 10/30/25 |
| CI-FO-05-KSH | F.O. JAMB W/ TWO PIECE TRIM | 12 | 12/2/25 |
| CI-FO-06-KSH | F.O. JAMB W/ EXTRUSION | 13 | 1/30/26 |
| CI-FO-07-KSH | F.O. SILL W/ TRIM | | |
| CI-FO-08-KSH | F.O. SILL W/ TWO PIECE TRIM | | |
| CI-FO-09-KSH | F.O. SILL W/ EXTRUSION | | |
| CI-FO-10-KSH | F.O INTERIOR PARTITION | | |
| CI-PR-01-KSH | PARAPET W/ FLUSH TRIM - FIELD CUT PANEL | | |
| CI-PR-02-KSH | PARAPET W/ PROFILED TRIM - FIELD CUT PANEL | | |
| CI-PR-03-KSH | PARAPET W/ EXTRUSION - FIELD CUT PANEL | | |
| CI-PR-04-KSH | PARAPET W/ FLUSH TRIM - PANEL JOINT | | |
| CI-PR-05-KSH | PARAPET W/ PROFILED TRIM - PANEL JOINT | | |
| CI-PR-06-KSH | PARAPET W/ EXTRUSION - PANEL JOINT | | |
| CI-PR-07-KSH | PARAPET LAP STRIP INSTALLATION | | |
| CI-WR-01-KSH | WALL TO ROOF | | |
| CI-WR-02-KSH | CONTINUOUS WALL AT ROOF / CANOPY | | |
| CI-SO-01-KSH | WALL TO SOFFIT W/ SOFFIT EXTRUSION "A" | | |
| CI-SO-02-KSH | WALL TO SOFFIT W/ SOFFIT EXTRUSION "B" | | |
| CI-SO-03-KSH | WALL TO SOFFIT W/ SOFFIT EXTRUSION "D" | | |
| CI-SO-04-KSH | WALL TO SOFFIT W/ SOFFIT EXTRUSION "D" | | |

INDEX SHEET

DETAIL #: XX-XX-XX-KSH

RELEASE: 2026

REGION: NORTH AMERICA

www.kingspanpanels.com



KS SERIES - HORIZONTAL INSTALLATION

| | | | |
|--------------|--|----------|----------|
| CI-VJ-01-KSH | VERTICAL JOINT W/ 1-PC TOP HAT TRIM | REVISION | |
| | | 10 | 1/8/24 |
| CI-VJ-02-KSH | VERTICAL JOINT W/ 1-PC TOP HAT TRIM ISOMETRIC | 11 | 10/30/25 |
| | | 12 | 12/2/25 |
| CI-VJ-03-KSH | VERTICAL JOINT W/ 2-PC TOP HAT TRIM | 13 | 1/30/26 |
| | | | |
| CI-VJ-04-KSH | VERTICAL JOINT W/ TRIM-LESS ENDS | | |
| | | | |
| CI-VJ-05-KSH | VERTICAL JOINT W/ TRIM-LESS ENDS ISOMETRIC | | |
| CI-VJ-06-KSH | VERTICAL JOINT W/ EXTRUSION | | |
| CI-VJ-07-KSH | VERTICAL JOINT W/ ALTERNATE FRAMING | | |
| CI-VJ-08-KSH | VERTICAL JOINT W/ BASE EXTRUSION - SECTION | | |
| CI-VJ-09-KSH | VERTICAL JOINT W/ BASE EXTRUSION - INSTALLATION SEQUENCE | | |
| CI-VJ-10-KSH | VERTICAL JOINT W/ BASE EXTRUSION - INSTALLATION SEQUENCE | | |
| CI-VJ-11-KSH | VERTICAL JOINT W/ BASE EXTRUSION - INSTALLATION SEQUENCE | | |
| CI-VJ-12-KSH | VERTICAL JOINT W/ BASE EXTRUSION - INSTALLATION SEQUENCE | | |
| CI-VJ-13-KSH | VERTICAL JOINT W/ BASE FLASHING - SECTION | | |
| CI-VJ-14-KSH | VERTICAL JOINT W/ BASE FLASHING - INSTALLATION SEQUENCE | | |
| CI-VJ-15-KSH | VERTICAL JOINT W/ BASE FLASHING - INSTALLATION SEQUENCE | | |
| CI-VJ-16-KSH | VERTICAL JOINT W/ BASE FLASHING INSTALLATION SEQUENCE | | |

INDEX SHEET

DETAIL #: XX-XX-XX-KSH

RELEASE: 2026

REGION: NORTH AMERICA

www.kingspanpanels.com



KS SERIES - HORIZONTAL INSTALLATION

| | |
|--------------|--|
| CI-VJ-17-KSH | VERTICAL JOINT W/ BASE "A" EXTRUSION - SECTION |
| CI-VJ-18-KSH | VERTICAL JOINT W/ BASE "A" EXTRUSION - INSTALLATION SEQUENCE |
| CI-VJ-19-KSH | VERTICAL JOINT W/ BASE "A" EXTRUSION - INSTALLATION SEQUENCE |
| CI-VJ-20-KSH | VERTICAL JOINT W/ BASE "A" EXTRUSION - INSTALLATION SEQUENCE |
| CI-VJ-21-KSH | VERTICAL JOINT W/ BASE "A" EXTRUSION - INSTALLATION SEQUENCE |
| CI-VJ-22-KSH | VERTICAL JOINT W/ "J" BASE STARTER - SECTION |
| CI-VJ-23-KSH | VERTICAL JOINT W/ "J" BASE STARTER - INSTALLATION SEQUENCE |
| CI-VJ-24-KSH | VERTICAL JOINT W/ "J" BASE STARTER - INSTALLATION SEQUENCE |
| CI-VJ-25-KSH | VERTICAL JOINT W/ "J" BASE STARTER - INSTALLATION SEQUENCE |
| CI-VJ-26-KSH | VERTICAL JOINT W/ "J" BASE STARTER - INSTALLATION SEQUENCE |
| CI-EV-01-KSH | WALL TO ROOF - LOW EAVE W/O GUTTER |
| CI-EV-02-KSH | WALL TO ROOF - LOW EAVE W/ GUTTER |
| CI-EV-03-KSH | WALL TO ROOF - HIGH EAVE |
| CI-RK-01-KSH | WALL TO ROOF - RAKE |

REVISION

| | |
|----|----------|
| 10 | 1/8/24 |
| 11 | 10/30/25 |
| 12 | 12/2/25 |
| 13 | 1/30/26 |
| | |
| | |
| | |
| | |

INDEX SHEET

DETAIL #: XX-XX-XX-KSH

RELEASE: 2026

REGION: NORTH AMERICA

www.kingspanpanels.com



KS SERIES - HORIZONTAL INSTALLATION

| | | | |
|--------------|--|----------|----------|
| CI-PE-01-KSH | PIPE PENETRATION SECTION | REVISION | |
| CI-PE-02-KSH | PIPE PENETRATION ISOMETRIC | 10 | 1/8/24 |
| CI-PE-03-KSH | KNIFE PLATE DETAIL | 11 | 10/30/25 |
| CI-PE-04-KSH | KNIFE PLATE ISOMETRIC | 12 | 12/2/25 |
| CI-PE-05-KSH | BEAM PENETRATION DETAIL | 13 | 1/30/26 |
| CI-PE-06-KSH | BEAM PENETRATION ISOMETRIC | | |
| CI-TL-01-KSH | TRIM LAP W/ DRIP EDGE | | |
| CI-TL-02-KSH | TRIM LAP W/ HEM | | |
| CI-TL-03-KSH | MENDING PLATE SHINGLE LAP | | |
| CI-TL-04-KSH | TRIM LAP W/ FRAMED OPENING | | |
| CI-TL-05-KSH | EXTRUSION W/ FLEXWRAP AT FRAMED OPENING | | |
| CI-TL-06-KSH | EXTRUSION W/ FLEXWRAP AT FRAMED OPENING | | |
| CI-TL-07-KSH | EXTRUSION W/ FLEXWRAP AT REMOVABLE FRAMED OPENING | | |
| CI-TL-08-KSH | TRIM W/ FLEXWRAP AT REMOVABLE FRAMED OPENING | | |
| CI-EX-01-KSH | KS SERIES - 2" EXTRUSIONS | | |
| CI-EX-02-KSH | KS SERIES - 2.5" EXTRUSIONS | | |
| CI-EX-03-KSH | KS SERIES - 3" EXTRUSIONS | | |
| CI-EX-04-KSH | KS SERIES - 4" EXTRUSIONS | | |
| CI-EX-05-KSH | KS SERIES - EXTRUSIONS LAP STRIPS | | |
| CI-EX-05-KSH | KS SERIES - EXTRUSIONS LAP STRIPS | | |

INDEX SHEET

DETAIL #: XX-XX-XX-KSH

RELEASE: 2026

REGION: NORTH AMERICA

www.kingspanpanels.com



KS SERIES - HORIZONTAL INSTALLATION

DISCLAIMERS:

THESE DETAILS ARE PROVIDED AS A GUIDELINE FOR PROPER PANEL AND ASSOCIATED COMPONENT INSTALLATION, AND ARE BASED ON INDUSTRY ACCEPTED PRACTICES.

LOCATION OF VAPOR BARRIERS AND ASSOCIATED SEALANTS IN THESE DETAILS ARE BASED ON TYPICAL DESIGN PRACTICES FOR MOST U.S. CLIMACTIC ZONES. (THE PRIMARY VAPOR BARRIER IS PLACED ON THE "WARM" SIDE IN WINTER).

CONTACT KINGSPAN TECHNICAL SERVICES FOR SPECIFIC PROJECT FASTENING REQUIREMENTS

EXTRUSION SHAPES / ENGAGEMENT MAY VARY FROM THOSE SHOWN.

PROJECTS LOCATED IN AREAS SUBJECT TO EXTREME COLD AND/OR HIGH SNOW LOADS MAY REQUIRE MODIFICATIONS TO THESE DETAILS - CONTACT KINGSPAN TECHNICAL SERVICES FOR SPECIFIC PROJECT RECOMMENDATIONS.

ALL STRUCTURAL SUPPORTS ARE NOT BY KINGSPAN AND ARE SHOWN FOR CLARIFICATION PURPOSES ONLY.

PLEASE VISIT [HTTP://KINGSPANPANELS.US](http://kingspanpanels.us) or [HTTP://WWW.KINGSPANPANELS.CA](http://www.kingspanpanels.ca) TO ENSURE YOU ARE VIEWING THE MOST RECENT AND ACCURATE PRODUCT INFORMATION.

CARE HAS BEEN TAKEN TO ENSURE THAT THE CONTENTS OF THIS PUBLICATION ARE ACCURATE, BUT KINGSPAN AND ITS SUBSIDIARY COMPANIES DO NOT ACCEPT RESPONSIBILITY FOR ERRORS OR FOR INFORMATION THAT IS FOUND TO BE MISLEADING. SUGGESTIONS FOR, OR DESCRIPTION OF, THE END USE OR APPLICATION OF PRODUCTS OR METHODS OF WORKING ARE FOR INFORMATION ONLY AND KINGSPAN LIMITED AND ITS SUBSIDIARIES ACCEPT NO LIABILITY IN RESPECT THEREOF.

| REVISION | |
|------------|---------|
| REVISION # | DATE |
| 11 | 1/30/26 |

COMMERCIAL & INDUSTRIAL
DISCLAIMER

DETAIL #: CI-DS-01-KSH

RELEASE: 2026

REGION: NORTH AMERICA

www.kingspanpanels.com



KS SERIES - HORIZONTAL INSTALLATION

CORE DEPTHS:
2", 2.5", 3", 4", 5", 6"

MODULE WIDTH:
24", 30", 36", 42"
(REFER TO PROFILE)

EMBOSSING:
EXTERIOR: REFER TO PROFILE
INTERIOR: STUCCO / SMOOTH

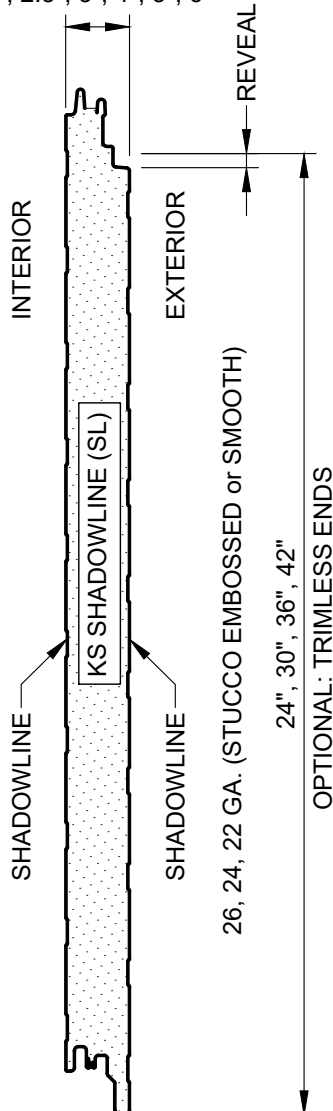
STEEL GAUGES:
EXTERIOR: REFER TO PROFILE
INTERIOR: 22, 24, 26

PANEL ORIENTATION:
HORIZONTAL

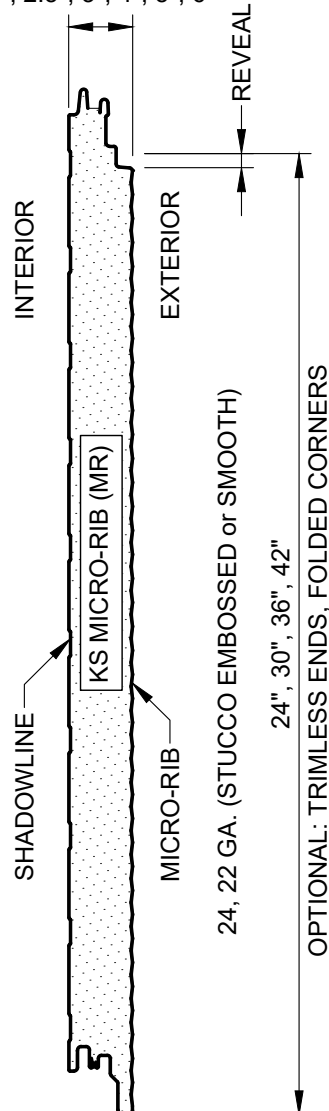
LENGTHS:
MINIMUM: 8'-0"
MAXIMUM: 53'-0"

REVEAL OPTIONS:
 $\frac{1}{8}$ " or $\frac{3}{8}$ "

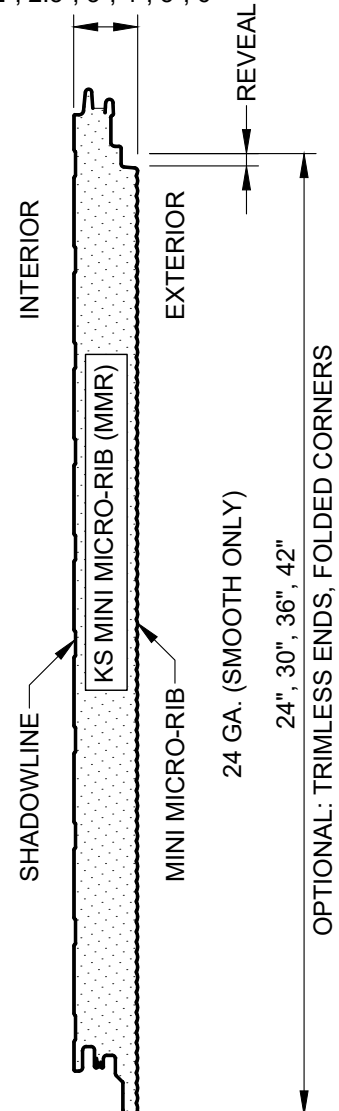
2", 2.5", 3", 4", 5", 6"



2", 2.5", 3", 4", 5", 6"



2", 2.5", 3", 4", 5", 6"



REVISION

| REVISION # | DATE |
|------------|---------|
| 13 | 1/30/26 |

PANEL PROFILES

DETAIL #: CI-PP-01-KSH

RELEASE: 2026

REGION: NORTH AMERICA

www.kingspanpanels.com



KS SERIES - HORIZONTAL INSTALLATION

CORE DEPTHS:
2", 2.5", 3", 4", 5", 6"

MODULE WIDTH:
24", 30", 36", 42"
(REFER TO PROFILE)

EMBOSSING:
EXTERIOR: REFER TO PROFILE
INTERIOR: STUCCO / SMOOTH

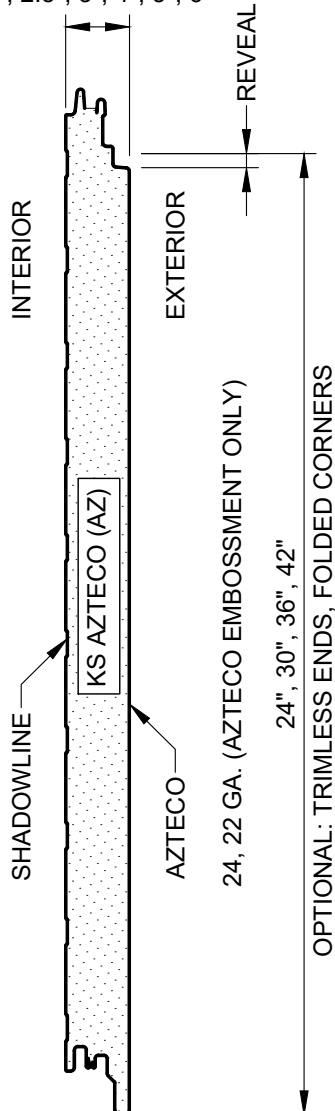
STEEL GAUGES:
EXTERIOR: REFER TO PROFILE
INTERIOR: 22, 24, 26

PANEL ORIENTATION:
HORIZONTAL

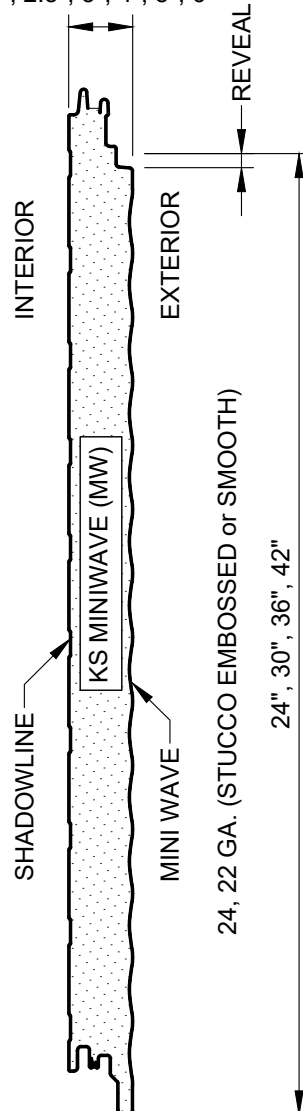
LENGTHS:
MINIMUM: 8'-0"
MAXIMUM: 53'-0"

REVEAL OPTIONS:
 $\frac{1}{8}$ " or $\frac{3}{8}$ "

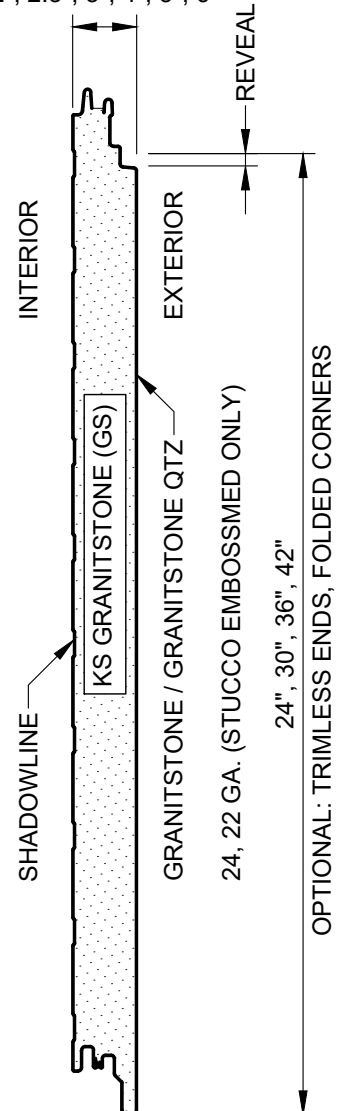
2", 2.5", 3", 4", 5", 6"



2", 2.5", 3", 4", 5", 6"



2", 2.5", 3", 4", 5", 6"



REVISION

| REVISION # | DATE |
|------------|---------|
| 13 | 1/30/26 |

PANEL PROFILES

DETAIL #: CI-PP-02-KSH

RELEASE: 2026

REGION: NORTH AMERICA

www.kingspanpanels.com



KS SERIES - HORIZONTAL INSTALLATION

CORE DEPTHS:
2", 2.5", 3", 4", 5", 6"

MODULE WIDTH:
24", 30", 36", 40"
(39 3/8" VEKTRA ONLY)

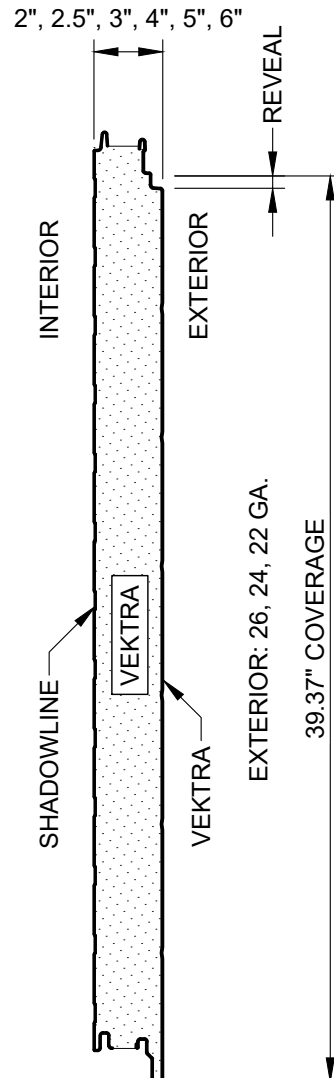
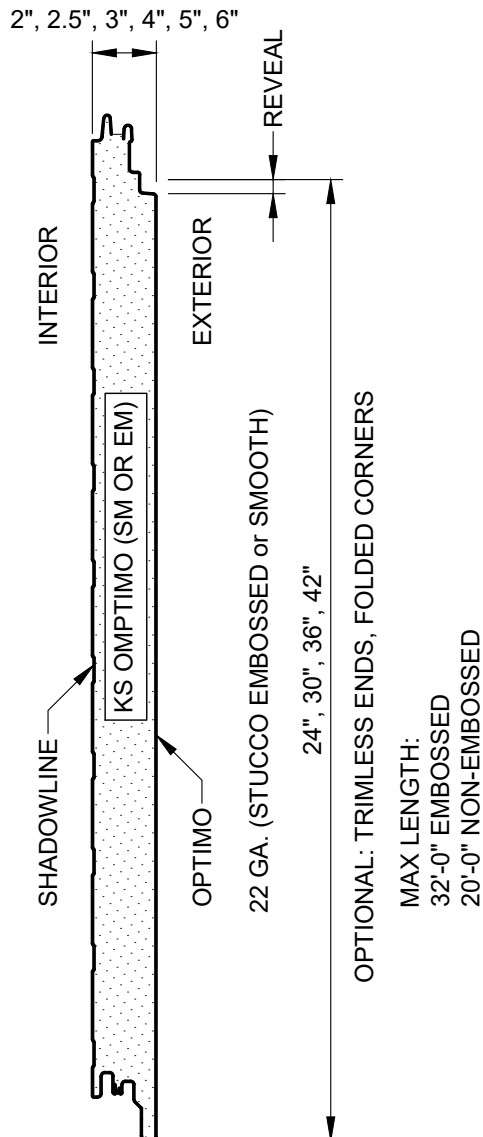
EMBOSSING:
EXTERIOR: REFER TO PROFILE
INTERIOR: STUCCO / SMOOTH

STEEL GAUGES:
EXTERIOR: REFER TO PROFILE
INTERIOR: 22, 24, 26

PANEL ORIENTATION:
HORIZONTAL

LENGTHS:
MINIMUM: 8'-0"
MAXIMUM: 32'-0" EMBOSSED
MAXIMUM: 20'-0" NON-EMBOSSED

REVEAL OPTIONS:
1/8" or 3/8"
(1" and 2" OPTIMO ONLY)



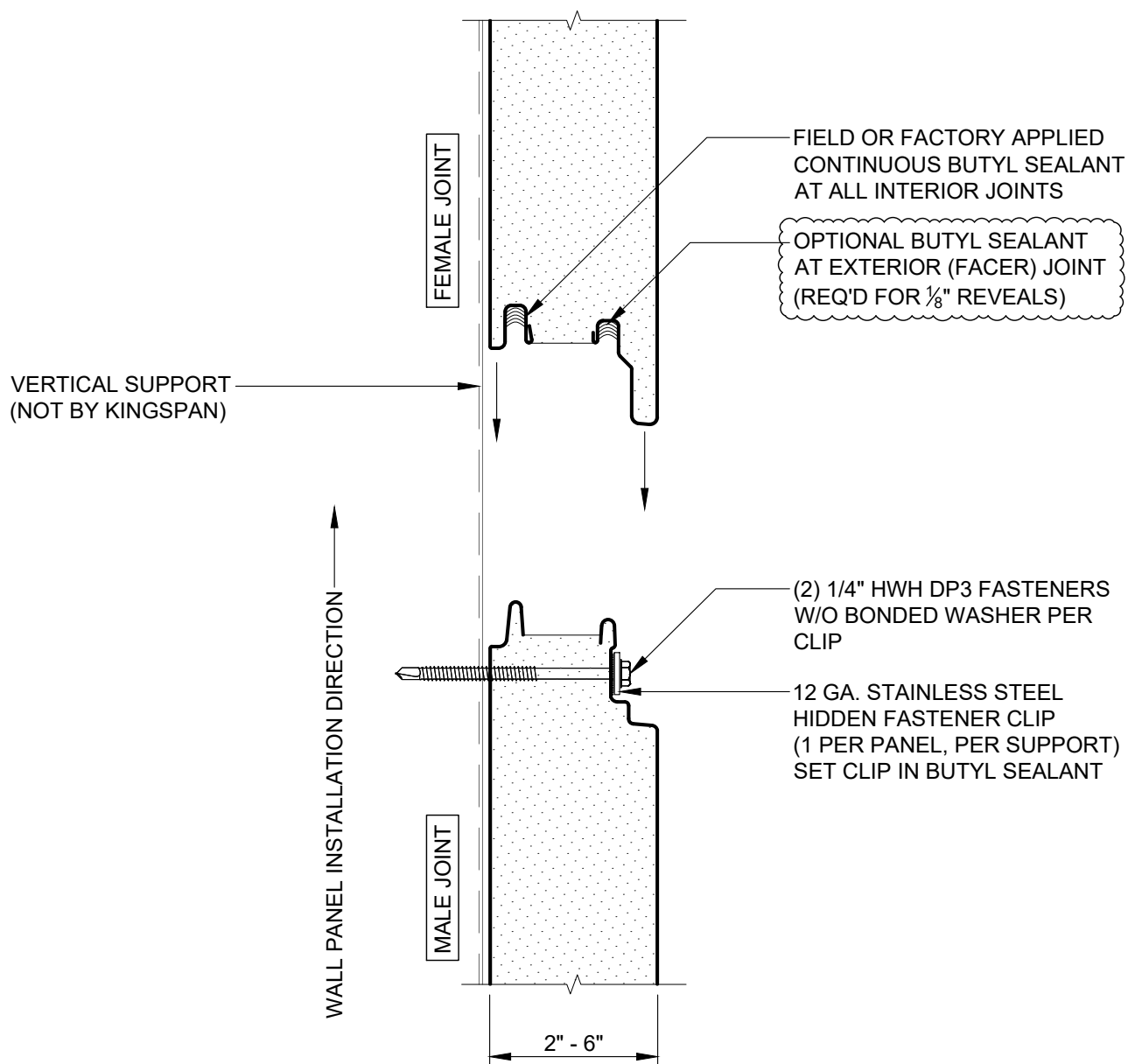
| REVISION | |
|------------|---------|
| REVISION # | DATE |
| 13 | 1/30/26 |

PANEL PROFILES

DETAIL #: CI-PP-03-KSH
RELEASE: 2026
REGION: NORTH AMERICA
www.kingspanpanels.com



KS SERIES - HORIZONTAL INSTALLATION



| REVISION | |
|------------|---------|
| REVISION # | DATE |
| 13 | 1/30/26 |

EXPANDED
PANEL JOINT

DETAIL #: CI-PJ-01-KSH

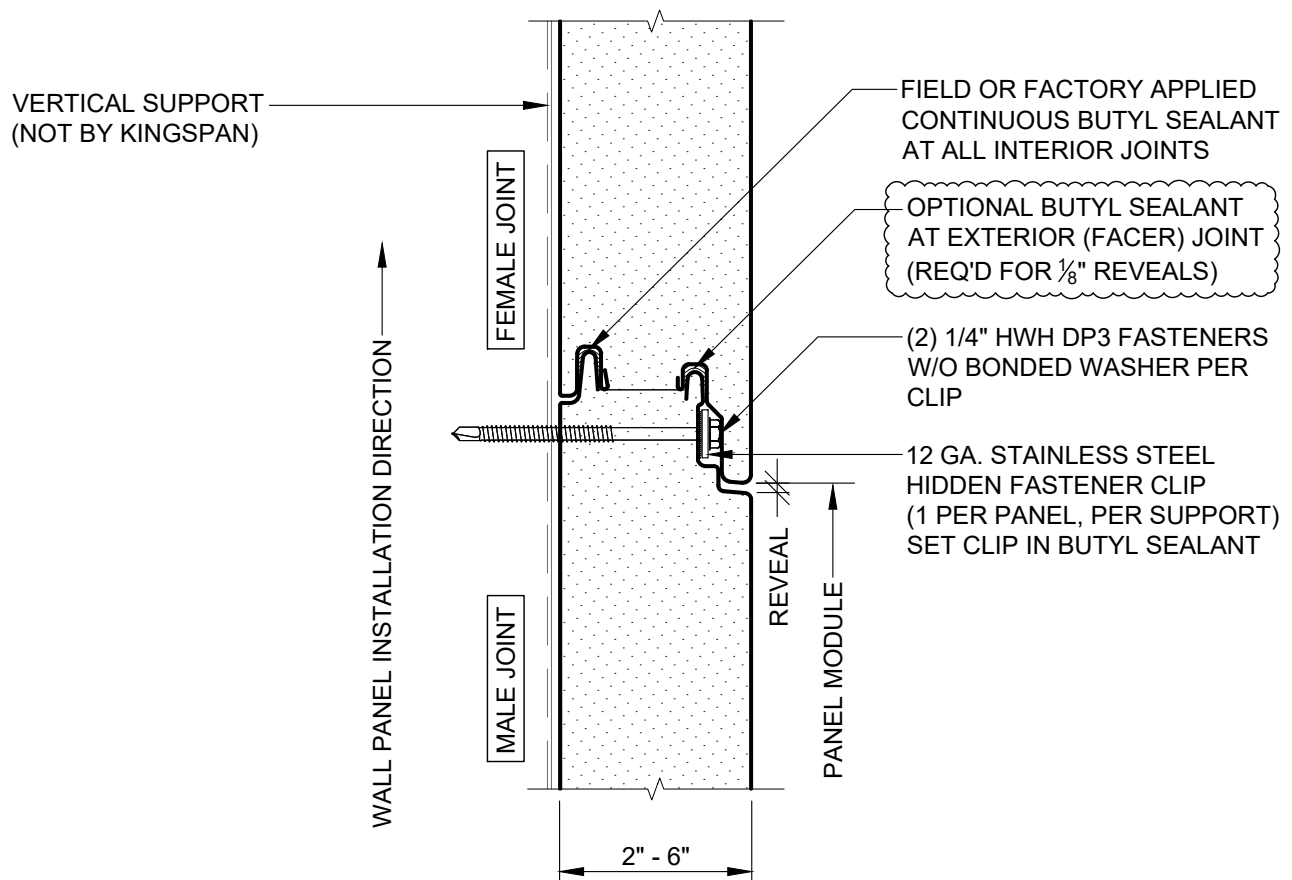
RELEASE: 2026

REGION: NORTH AMERICA

www.kingspanpanels.com



KS SERIES - HORIZONTAL INSTALLATION



| REVISION | |
|------------|---------|
| REVISION # | DATE |
| 13 | 1/30/26 |

ENGAGED
PANEL JOINT

DETAIL #: CI-PJ-02-KSH

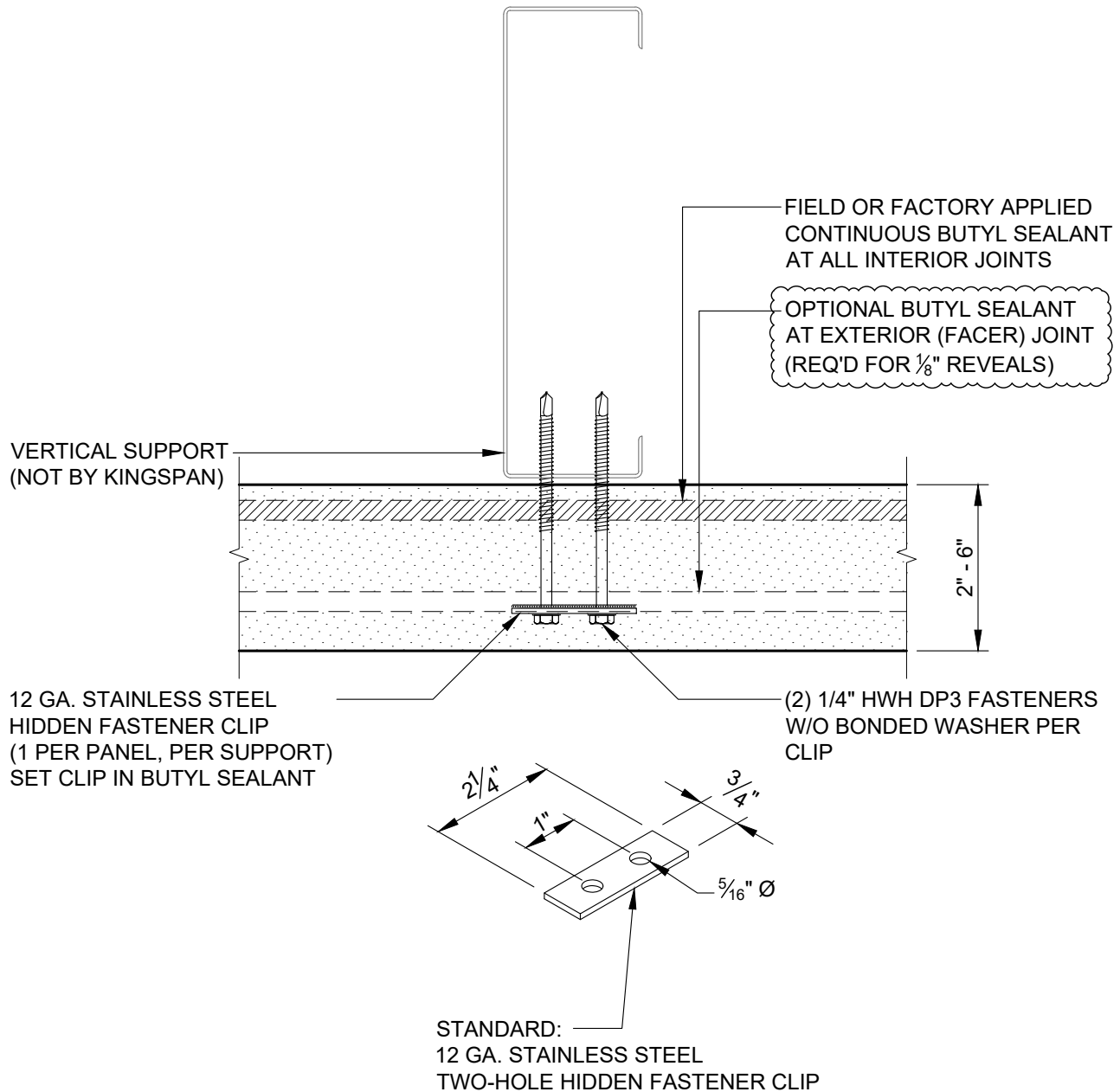
RELEASE: 2026

REGION: NORTH AMERICA

www.kingspanpanels.com



KS SERIES - HORIZONTAL INSTALLATION



NOTE: CONTACT KINGSPAN TECHNICAL SERVICES FOR SPECIFIC PROJECT RECOMMENDATIONS

| REVISION | |
|------------|---------|
| REVISION # | DATE |
| 13 | 1/30/26 |

INTERMEDIATE SUPPORT

DETAIL #: CI-PJ-03-KSH

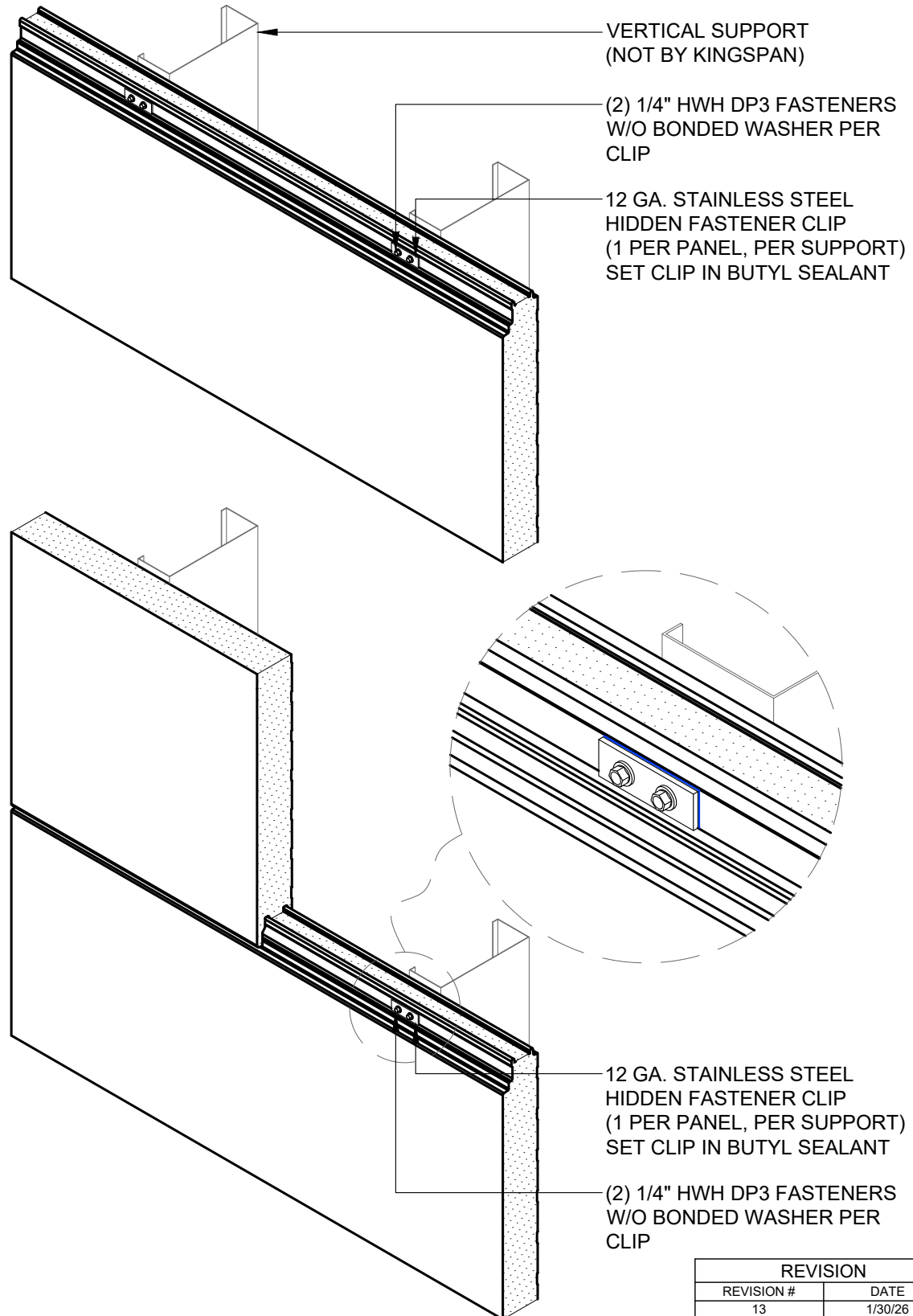
RELEASE: 2026

REGION: NORTH AMERICA

www.kingspanpanels.com



KS SERIES - HORIZONTAL INSTALLATION



| REVISION | |
|------------|---------|
| REVISION # | DATE |
| 13 | 1/30/26 |

INTERMEDIATE SUPPORT
ISOMETRIC

DETAIL #: CI-PJ-04-KSH

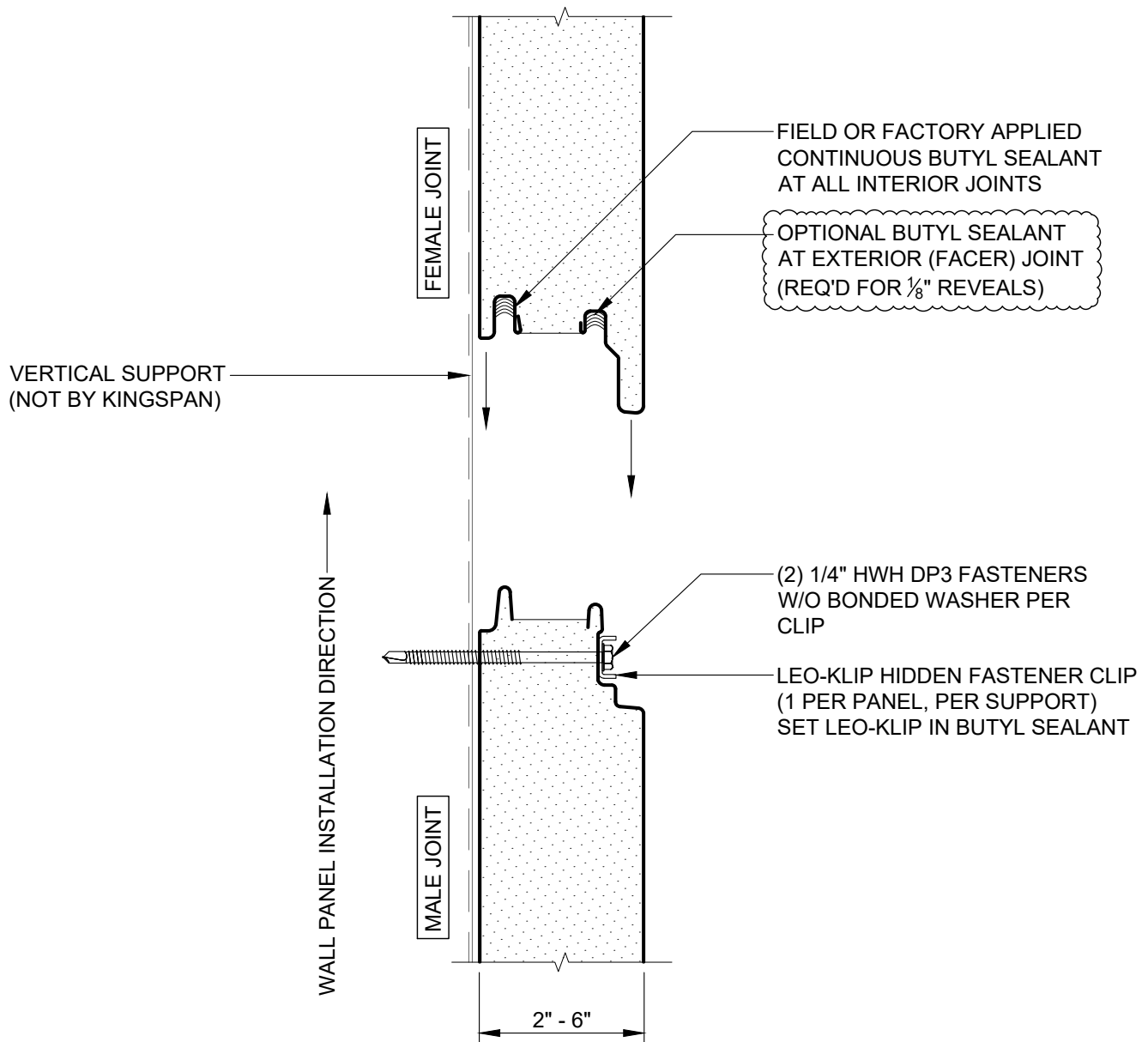
RELEASE: 2026

REGION: NORTH AMERICA

www.kingspanpanels.com



KS SERIES - HORIZONTAL INSTALLATION



SEE LEO-KLIP INSTALLATION DETAILS FOR ADDITIONAL FASTENING REQUIREMENTS.

| REVISION | |
|------------|---------|
| REVISION # | DATE |
| 13 | 1/30/26 |

EXPANDED PANEL JOINT W/
LEO-KLIP & FASTENERS

DETAIL #: CI-PJ-05-KSH

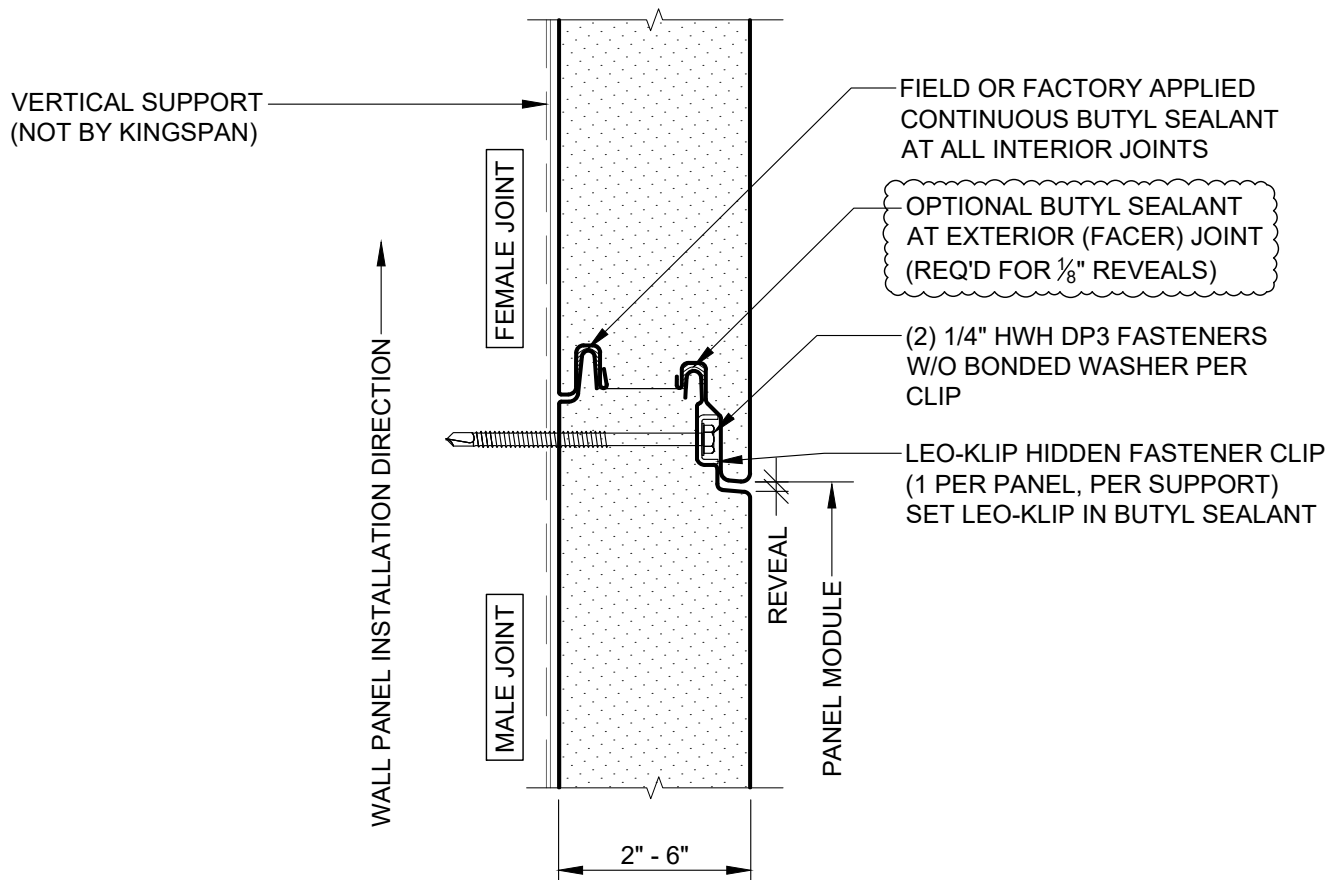
RELEASE: 2026

REGION: NORTH AMERICA

www.kingspanpanels.com



KS SERIES - HORIZONTAL INSTALLATION



SEE LEO-KLIP INSTALLATION DETAILS FOR ADDITIONAL FASTENING REQUIREMENTS.

| REVISION | |
|------------|---------|
| REVISION # | DATE |
| 13 | 1/30/26 |

ENGAGED PANEL JOINT W/
LEO-KLIP & FASTENERS

DETAIL #: CI-PJ-06-KSH

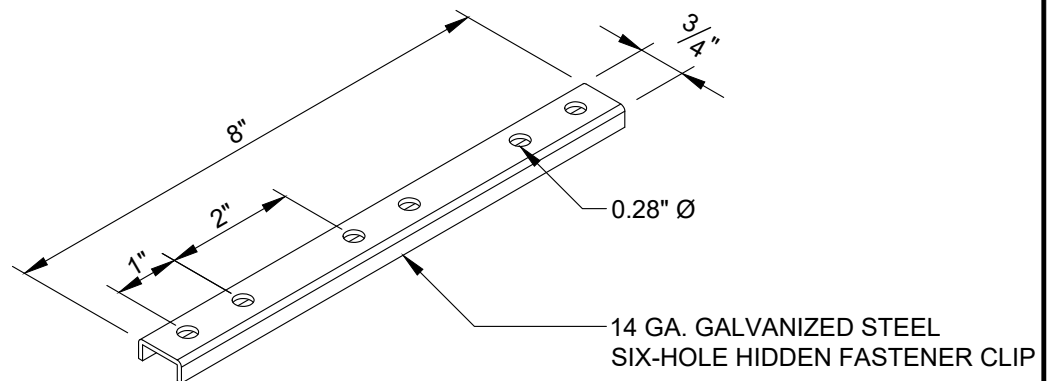
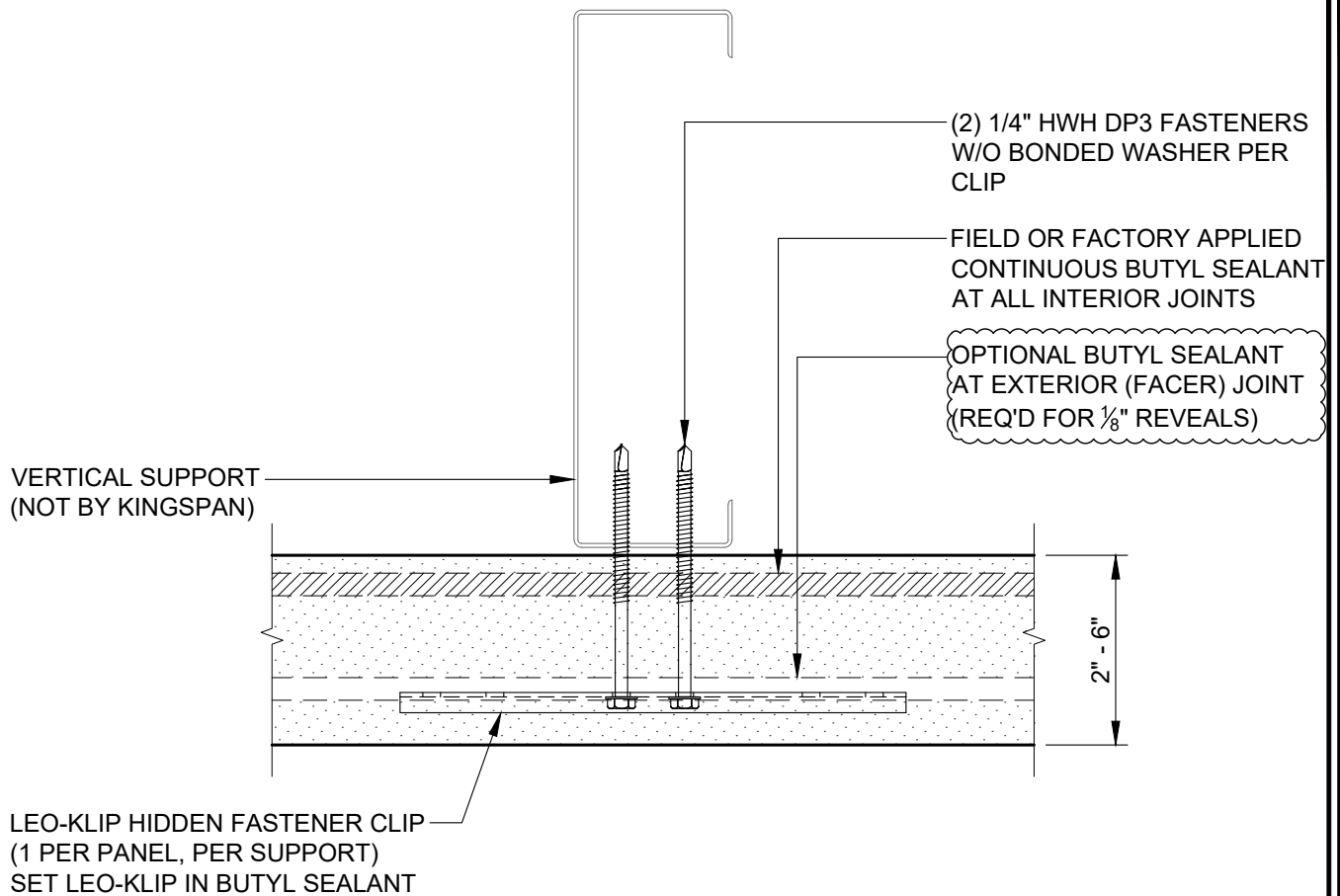
RELEASE: 2026

REGION: NORTH AMERICA

www.kingspanpanels.com



KS SERIES - HORIZONTAL INSTALLATION



NOTE: CONTACT KINGSPAN TECHNICAL SERVICES FOR SPECIFIC PROJECT RECOMMENDATIONS

SEE LEO-KLIP INSTALLATION DETAILS FOR
ADDITIONAL FASTENING REQUIREMENTS.

| REVISION | |
|------------|---------|
| REVISION # | DATE |
| 13 | 1/30/26 |

INTERMEDIATE SUPPORT W/
LEO-KLIP & FASTENERS

DETAIL #: CI-PJ-07-KSH

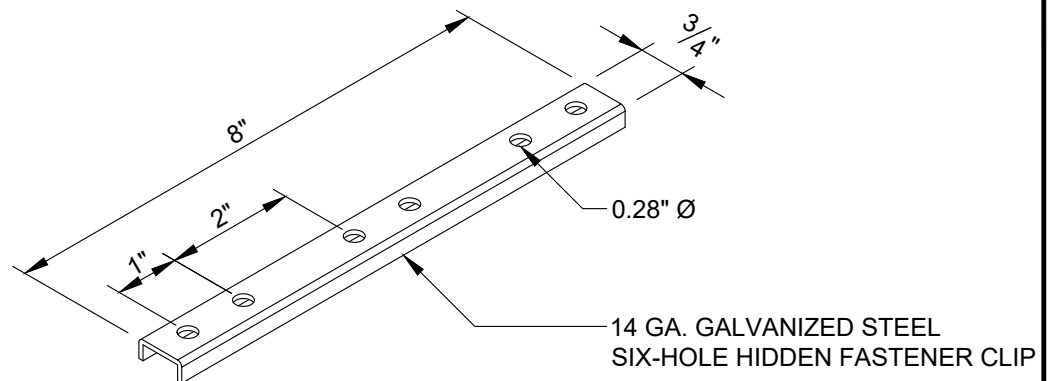
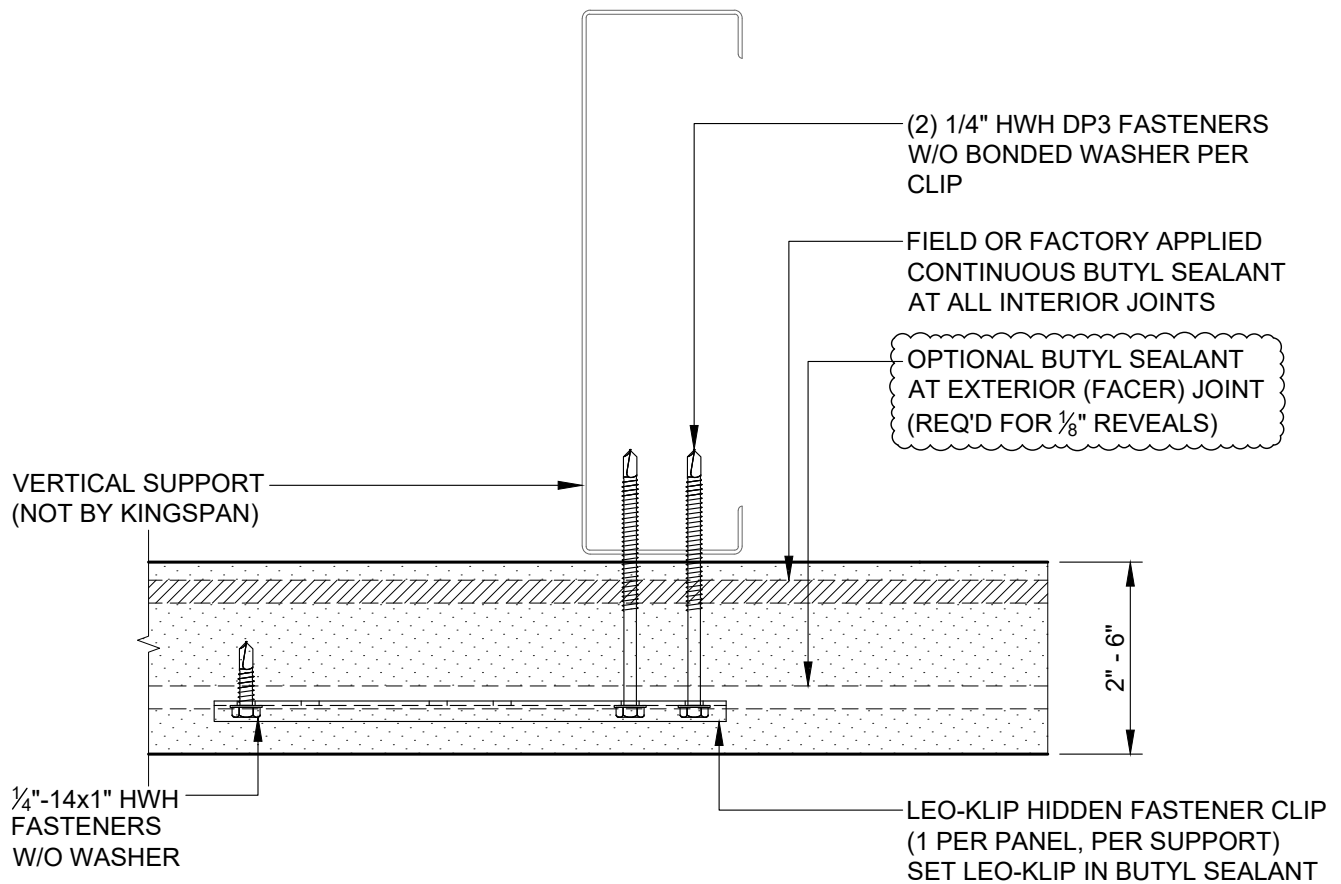
RELEASE: 2026

REGION: NORTH AMERICA

www.kingspanpanels.com



KS SERIES - HORIZONTAL INSTALLATION



NOTE: CONTACT KINGSPAN TECHNICAL SERVICES FOR SPECIFIC PROJECT RECOMMENDATIONS

SEE LEO-KLIP INSTALLATION DETAILS FOR
ADDITIONAL FASTENING REQUIREMENTS.

| REVISION | |
|------------|---------|
| REVISION # | DATE |
| 13 | 1/30/26 |

LEO-KLIP & FASTENERS SECTION
END OF PANEL CONDITION

DETAIL #: CI-PJ-08-KSH

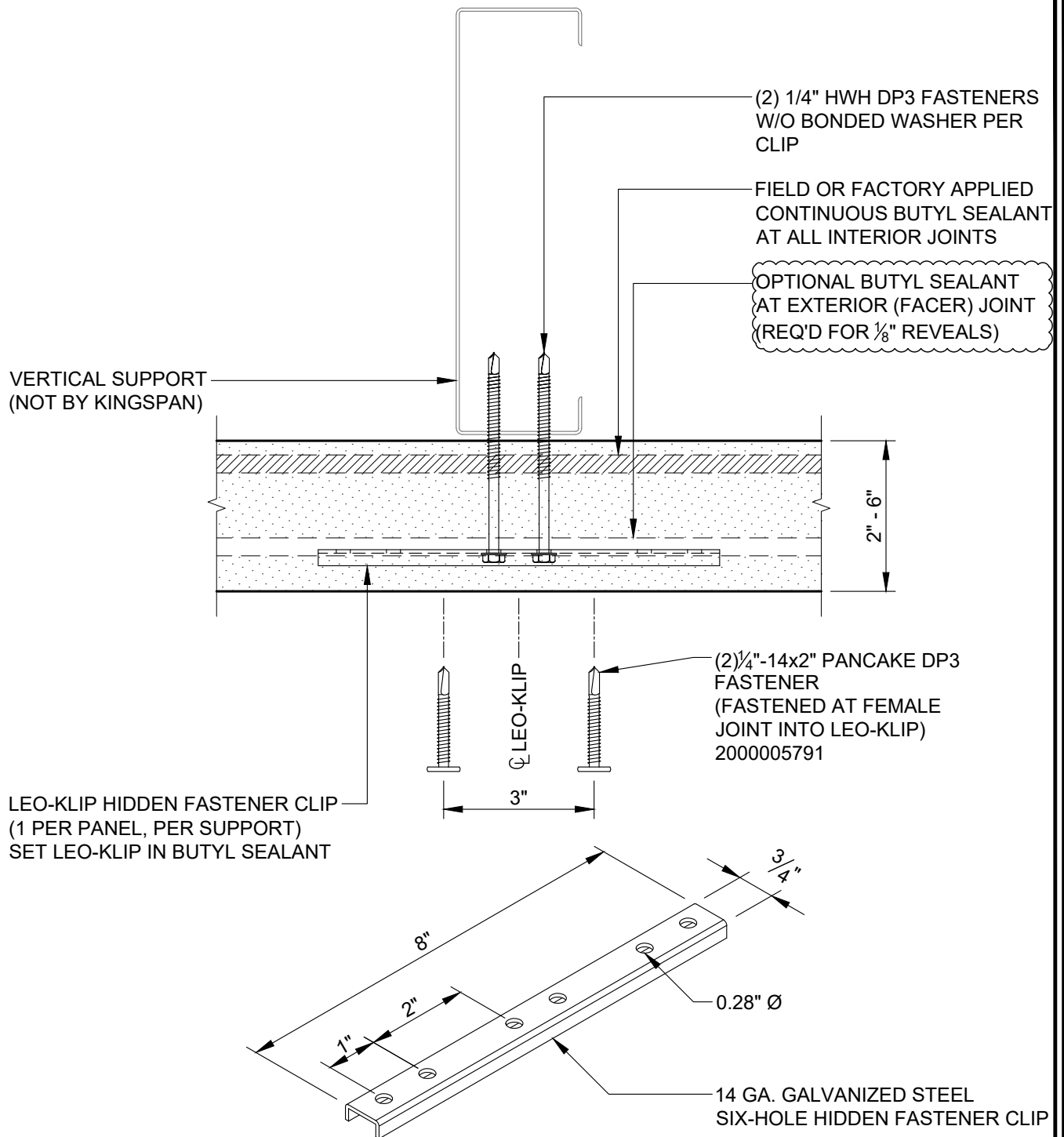
RELEASE: 2026

REGION: NORTH AMERICA

www.kingspanpanels.com



KS SERIES - HORIZONTAL INSTALLATION



NOTE: CONTACT KINGSPAN TECHNICAL SERVICES FOR SPECIFIC PROJECT RECOMMENDATIONS

SEE LEO-KLIP INSTALLATION DETAILS FOR
ADDITIONAL FASTENING REQUIREMENTS.

| REVISION | |
|------------|---------|
| REVISION # | DATE |
| 13 | 1/30/26 |

INTERMEDIATE SUPPORT W/
LEO-KLIP+ & FASTENERS

DETAIL #: CI-PJ-09-KSH

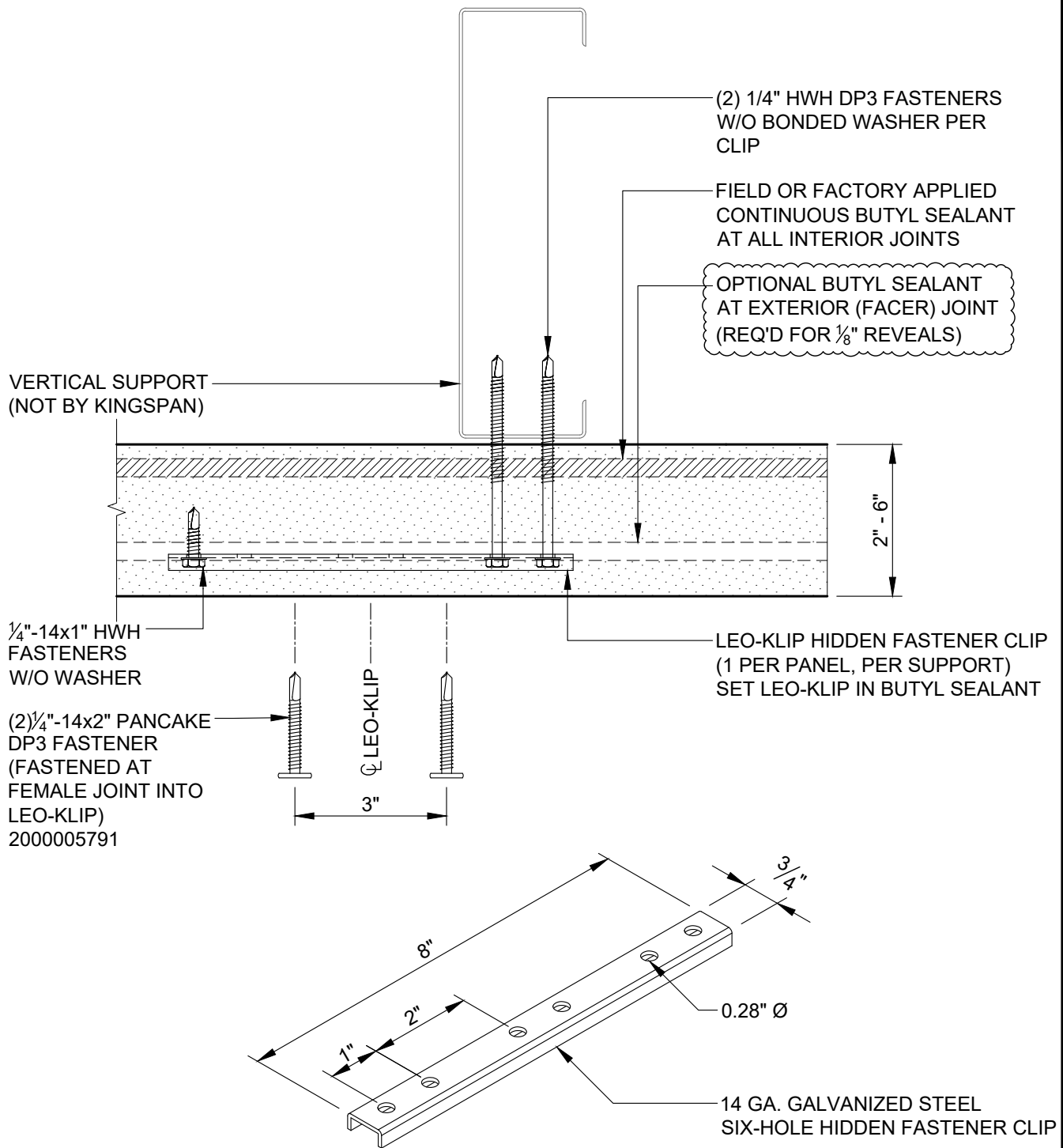
RELEASE: 2026

REGION: NORTH AMERICA

www.kingspanpanels.com



KS SERIES - HORIZONTAL INSTALLATION



NOTE: CONTACT KINGSPAN TECHNICAL SERVICES FOR SPECIFIC PROJECT RECOMMENDATIONS

SEE LEO-KLIP INSTALLATION DETAILS FOR
ADDITIONAL FASTENING REQUIREMENTS.

| REVISION | |
|------------|---------|
| REVISION # | DATE |
| 13 | 1/30/26 |

LEO-KLIP+ & FASTENERS SECTION
END OF PANEL CONDITION

DETAIL #: CI-PJ-10-KSH

RELEASE: 2026

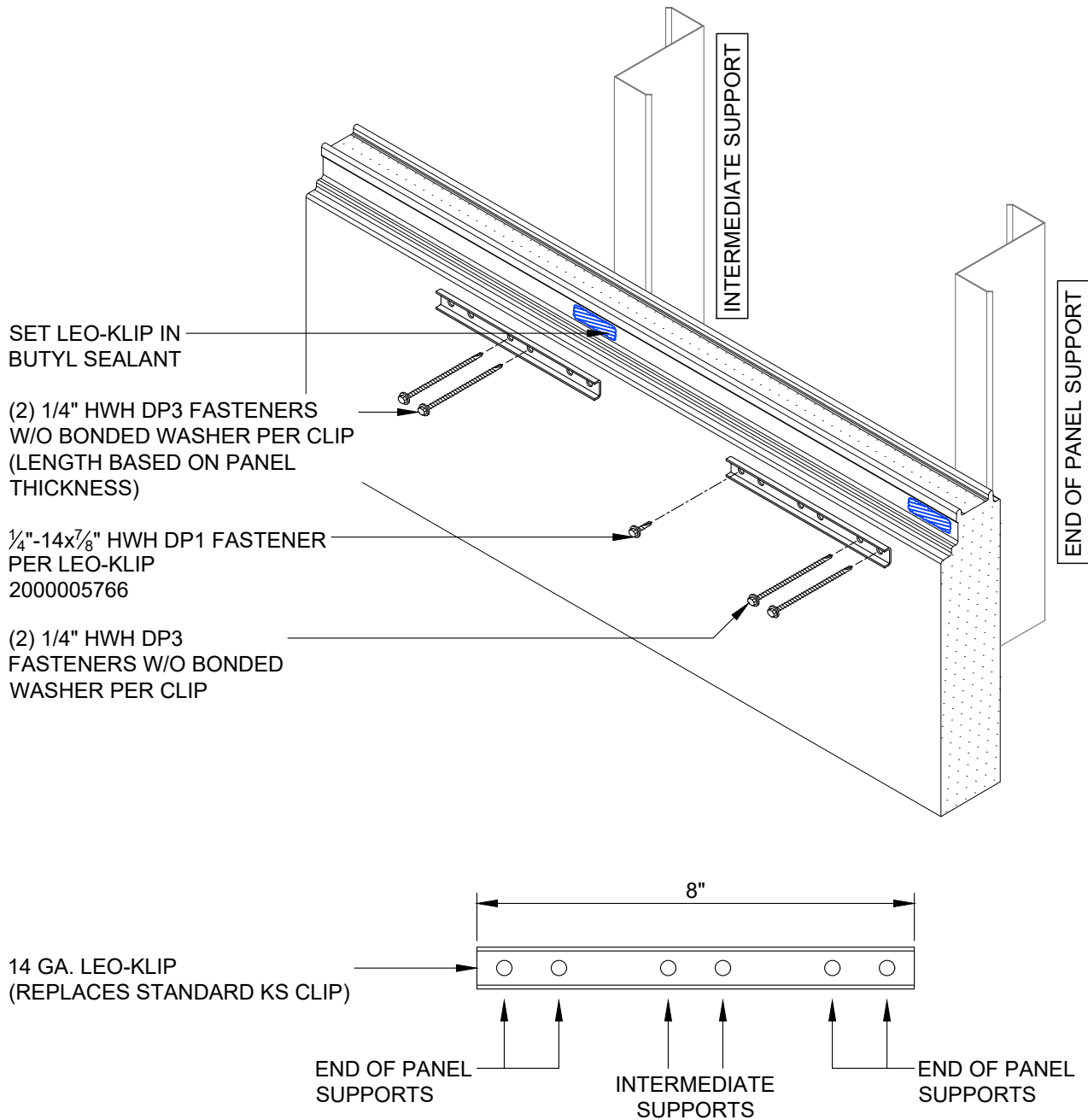
REGION: NORTH AMERICA

www.kingspanpanels.com



KS SERIES - HORIZONTAL INSTALLATION

LEO-KLIP INSTALLATION KS SERIES QUADCORE



| REVISION | |
|------------|---------|
| REVISION # | DATE |
| 13 | 1/30/26 |

LEO-KLIP & FASTENERS
ISOMETRIC

DETAIL #: CI-PJ-11-KSH

RELEASE: 2026

REGION: NORTH AMERICA

www.kingspanpanels.com

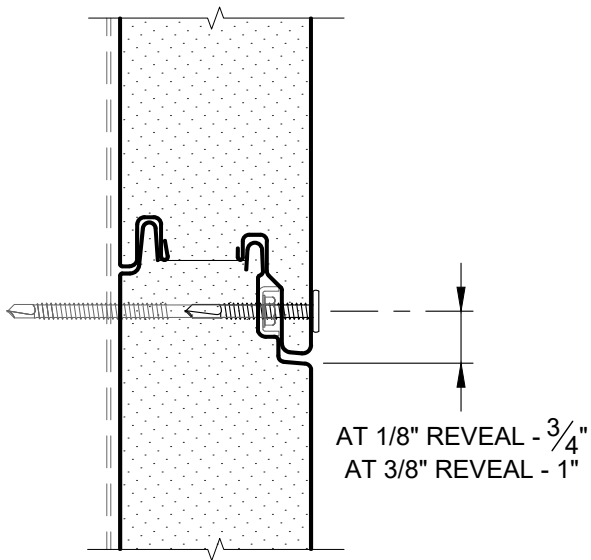


KS SERIES - HORIZONTAL INSTALLATION

LEO-KLIP+ INSTALLATION KS SERIES QUADCORE

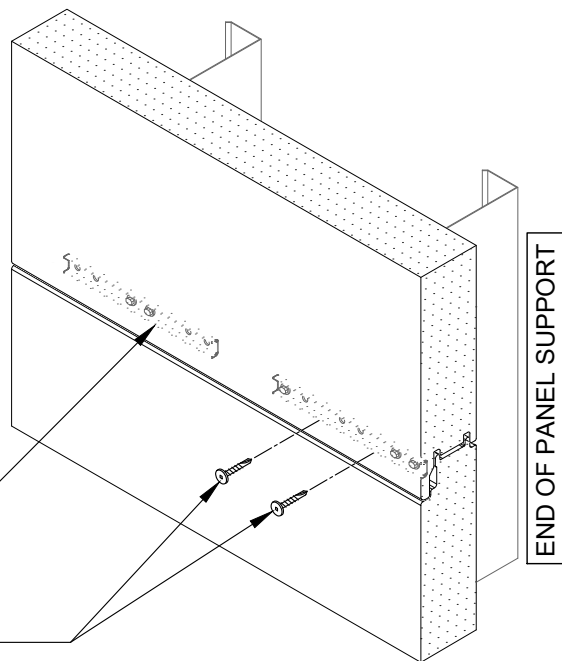
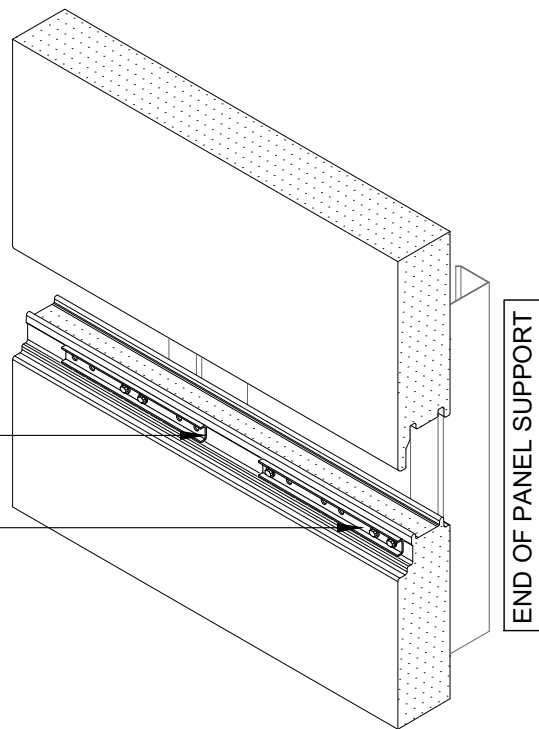
LEO-KLIP INSTALLATION
(INTERMEDIATE CONDITION)

LEO-KLIP INSTALLATION
(END OF PANEL CONDITION)



LEO-KLIP INSTALLATION
(INTERMEDIATE CONDITION)

(2) 1/4"-14x2" PANCAKE DP3 FASTENER
(FASTENED AT FEMALE JOINT INTO LEO-KLIP)
2000005791



REVISION

| REVISION # | DATE |
|------------|---------|
| 13 | 1/30/26 |

LEO-KLIP+ & FASTENERS
ISOMETRIC

DETAIL #: CI-PJ-12-KSH

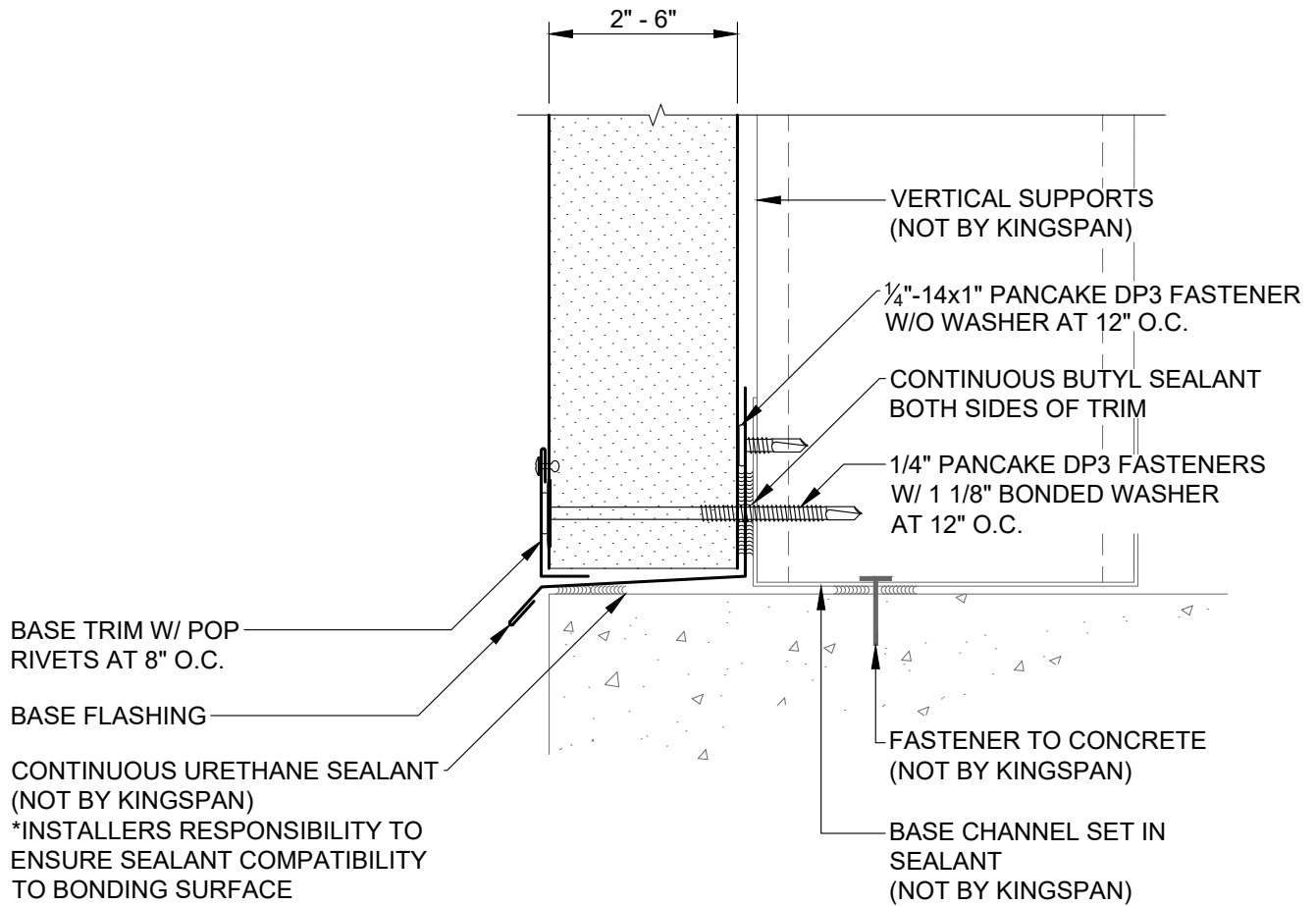
RELEASE: 2026

REGION: NORTH AMERICA

www.kingspanpanels.com



KS SERIES - HORIZONTAL INSTALLATION



| REVISION | |
|------------|---------|
| REVISION # | DATE |
| 13 | 1/30/26 |

FLUSH CUT BASE
W/ TRIM

DETAIL #: CI-BS-01-KSH

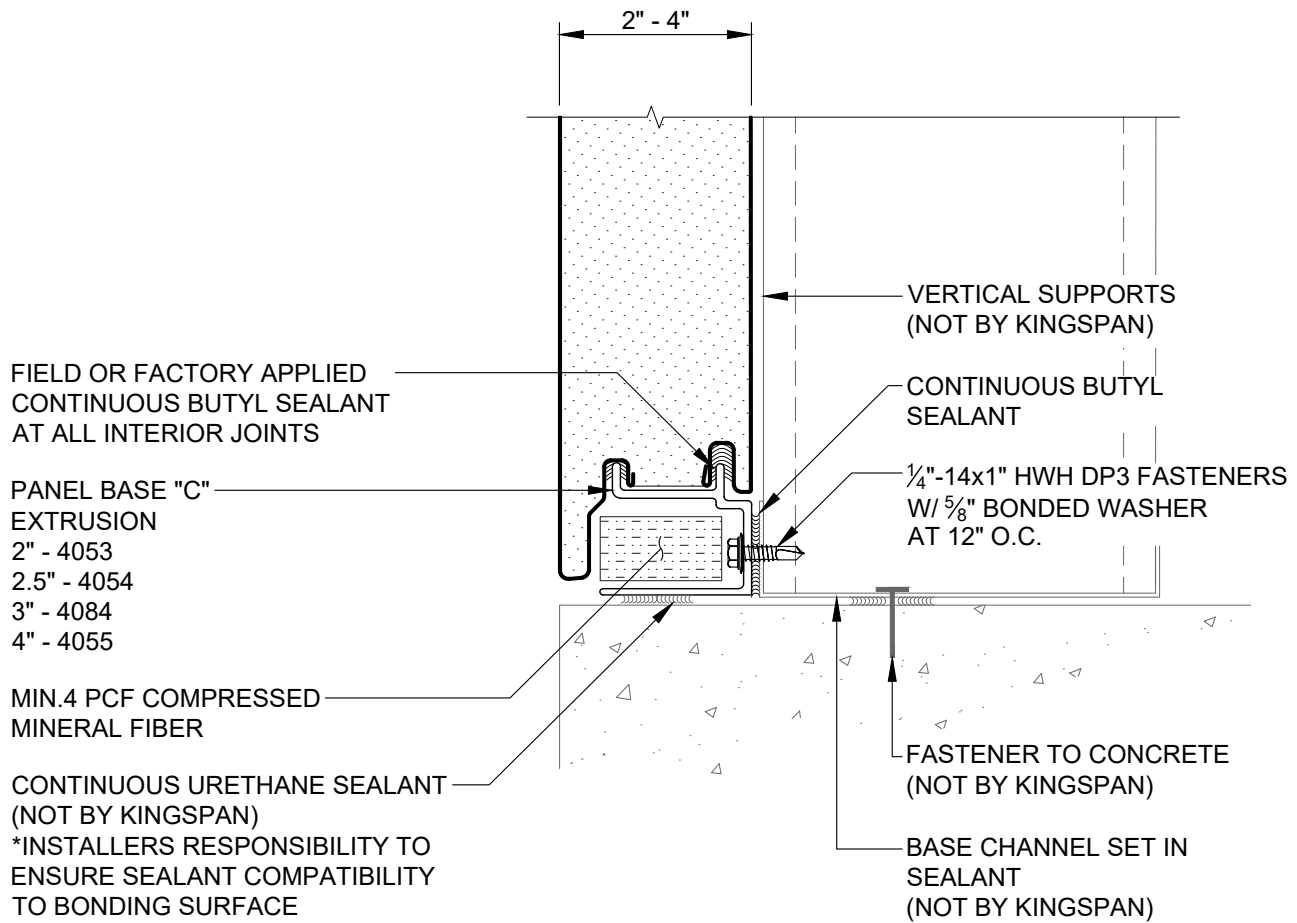
RELEASE: 2026

REGION: NORTH AMERICA

www.kingspanpanels.com



KS SERIES - HORIZONTAL INSTALLATION



FLASHING MUST BE USED AT VERTICAL JOINT / REVEAL. REFER TO DETAIL CI-VJ-07 - CI-VJ-10 VERTICAL JOINT INSTALLATION SEQUENCE

| REVISION | |
|------------|---------|
| REVISION # | DATE |
| 13 | 1/30/26 |

FLUSH BASE
W/ EXTRUSION

DETAIL #: CI-BS-02-KSH

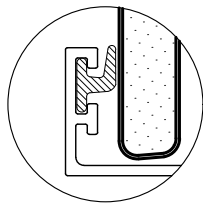
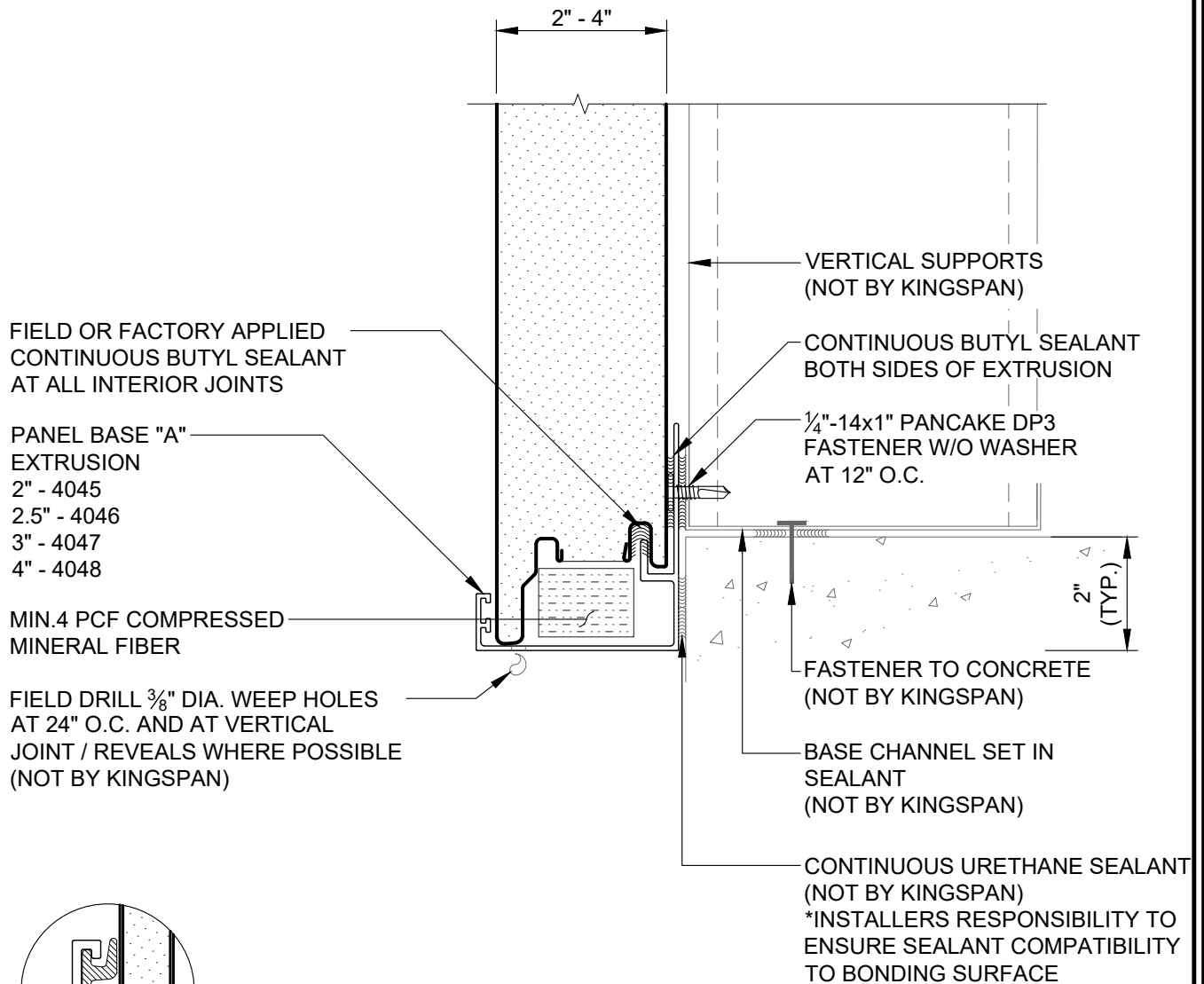
RELEASE: 2026

REGION: NORTH AMERICA

www.kingspanpanels.com



KS SERIES - HORIZONTAL INSTALLATION



OPTIONAL WIPER GASKET
(FIELD INSTALLED)

| REVISION | |
|------------|---------|
| REVISION # | DATE |
| 13 | 1/30/26 |

OVERHANG
W/ EXTRUSION

DETAIL #: CI-BS-03-KSH

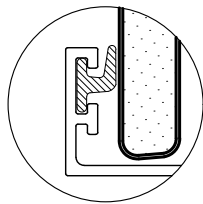
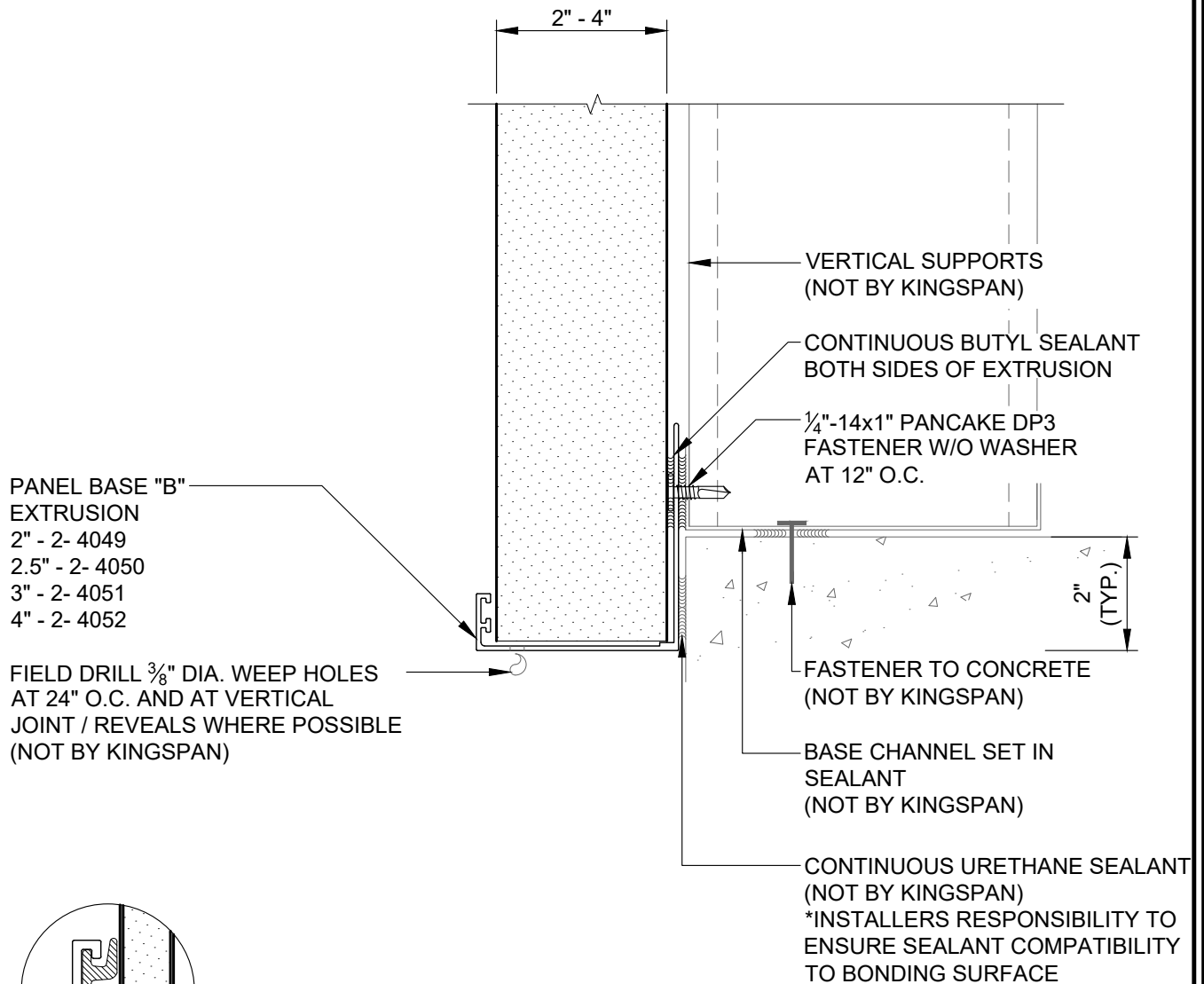
RELEASE: 2026

REGION: NORTH AMERICA

www.kingspanpanels.com



KS SERIES - HORIZONTAL INSTALLATION



OPTIONAL WIPER
GASKET
(FIELD INSTALLED)

| REVISION | |
|------------|---------|
| REVISION # | DATE |
| 13 | 1/30/26 |

OVERHANG CUT BASE
W/ EXTRUSION

DETAIL #: CI-BS-04-KSH

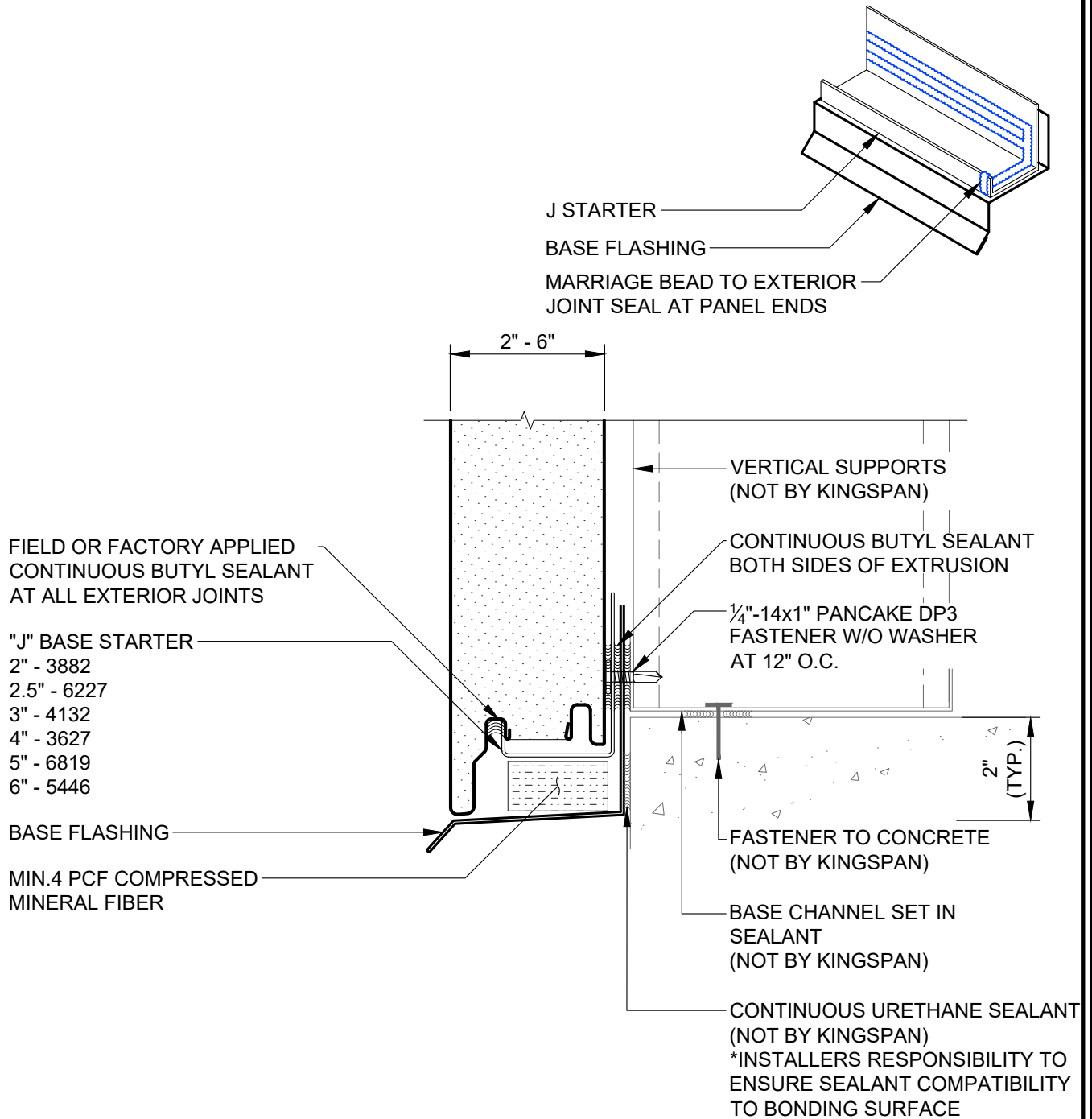
RELEASE: 2026

REGION: NORTH AMERICA

www.kingspanpanels.com



KS SERIES - HORIZONTAL INSTALLATION



| REVISION | |
|------------|---------|
| REVISION # | DATE |
| 13 | 1/30/26 |

"J" BASE DETAIL
OVERHANG W/ TRIM

DETAIL #: CI-BS-05-KSH

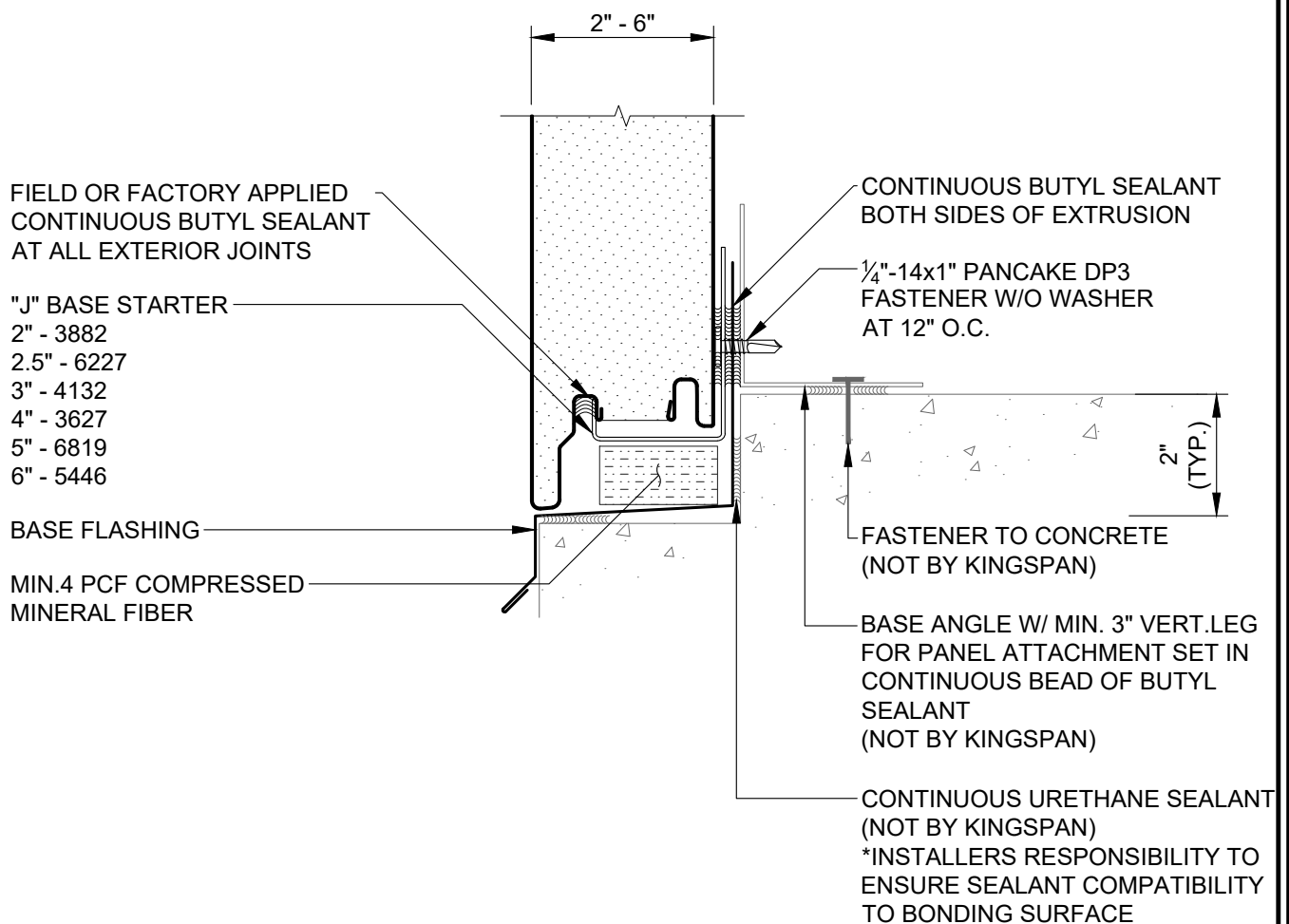
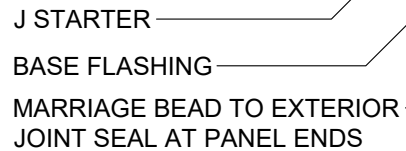
RELEASE: 2026

REGION: NORTH AMERICA

www.kingspanpanels.com



KS SERIES - HORIZONTAL INSTALLATION



| REVISION | |
|------------|---------|
| REVISION # | DATE |
| 13 | 1/30/26 |

"J" BASE DETAIL NOTCHED CONCRETE

DETAIL #: CI-BS-06-KSH

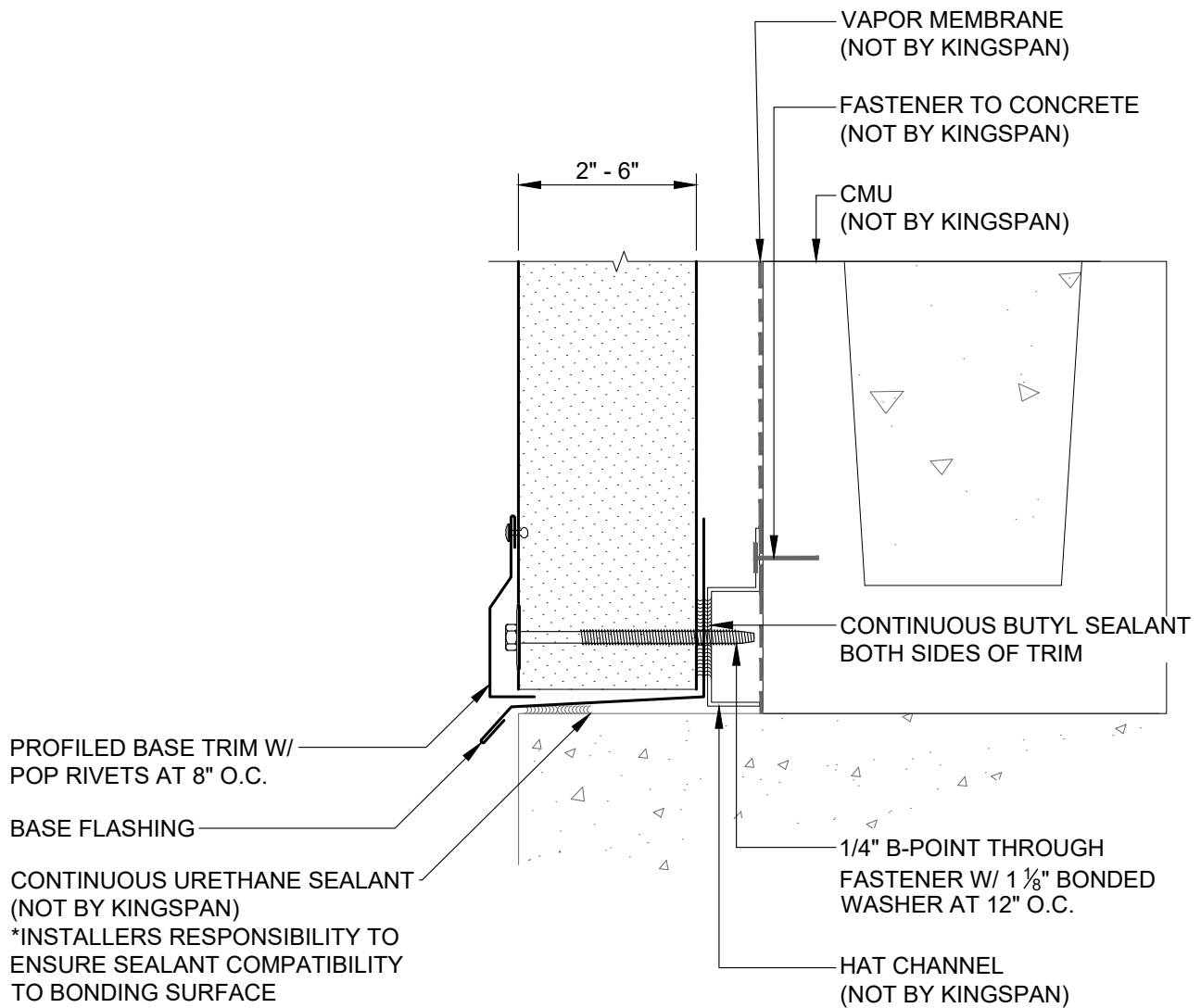
RELEASE: 2026

REGION: NORTH AMERICA

www.kingspanpanels.com



KS SERIES - HORIZONTAL INSTALLATION



| REVISION | |
|------------|---------|
| REVISION # | DATE |
| 13 | 1/30/26 |

FLUSH BASE W/ TRIM
CMU

DETAIL #: CI-BS-CMU-01-KSH

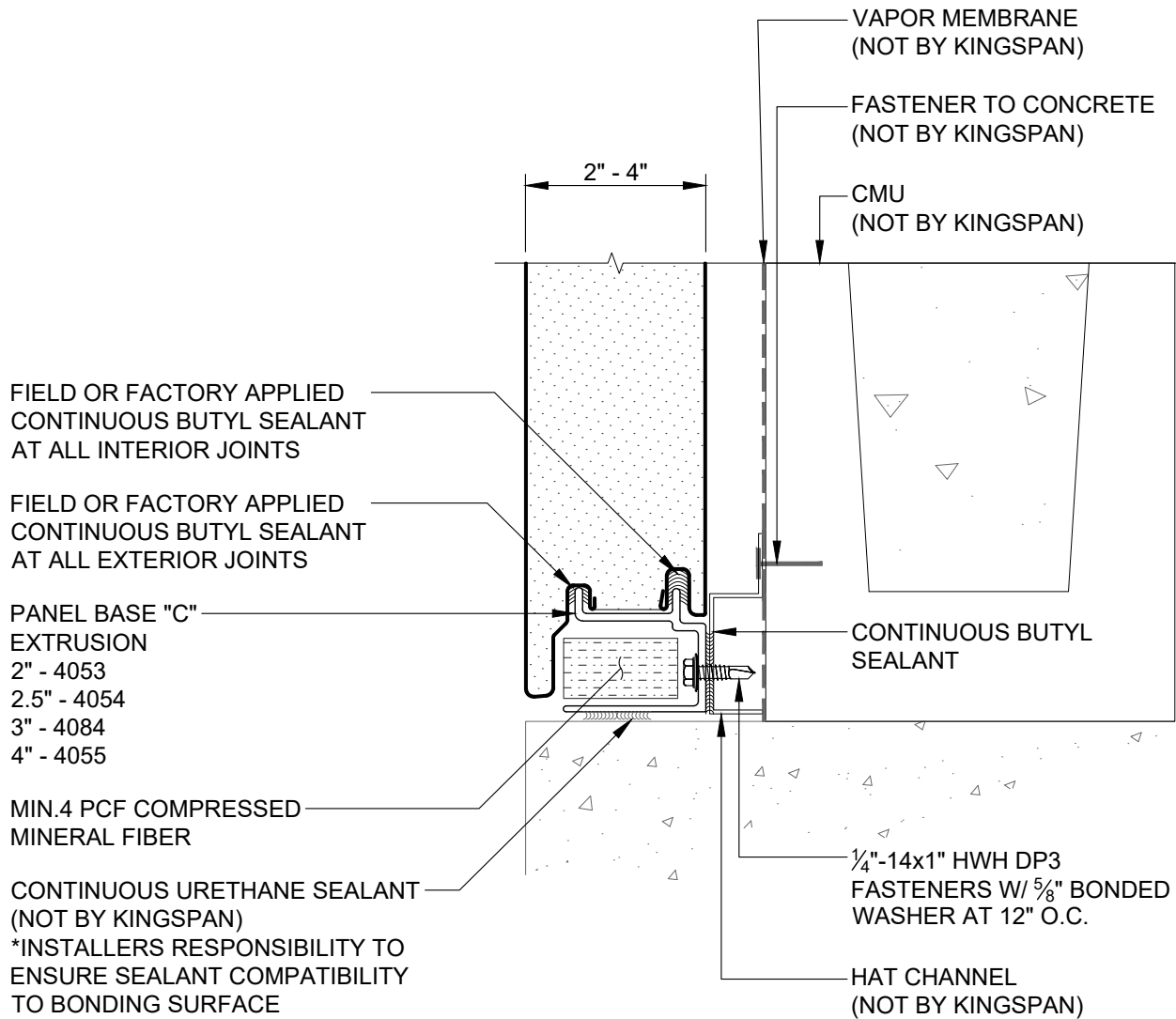
RELEASE: 2026

REGION: NORTH AMERICA

www.kingspanpanels.com



KS SERIES - HORIZONTAL INSTALLATION



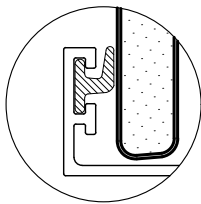
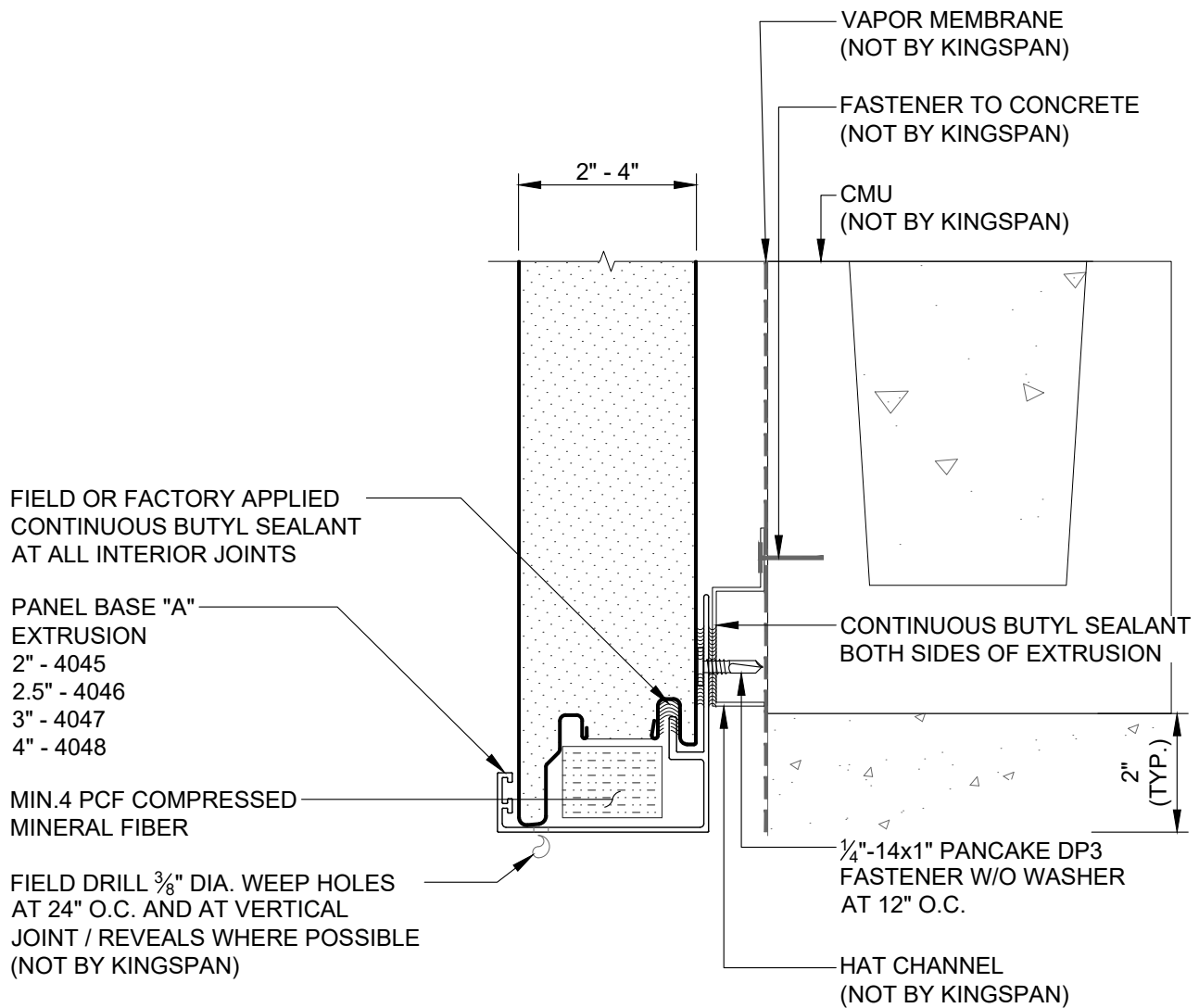
| REVISION | |
|------------|---------|
| REVISION # | DATE |
| 13 | 1/30/26 |

FLUSH BASE
W/ EXTRUSION
CMU

DETAIL #: CI-BS-CMU-02-KSH
RELEASE: 2026
REGION: NORTH AMERICA
www.kingspanpanels.com



KS SERIES - HORIZONTAL INSTALLATION



OPTIONAL WIPER
GASKET
(FIELD INSTALLED)

| REVISION | |
|------------|---------|
| REVISION # | DATE |
| 13 | 1/30/26 |

OVERHANG
W/ EXTRUSION
CMU

DETAIL #: CI-BS-CMU-03-KSH

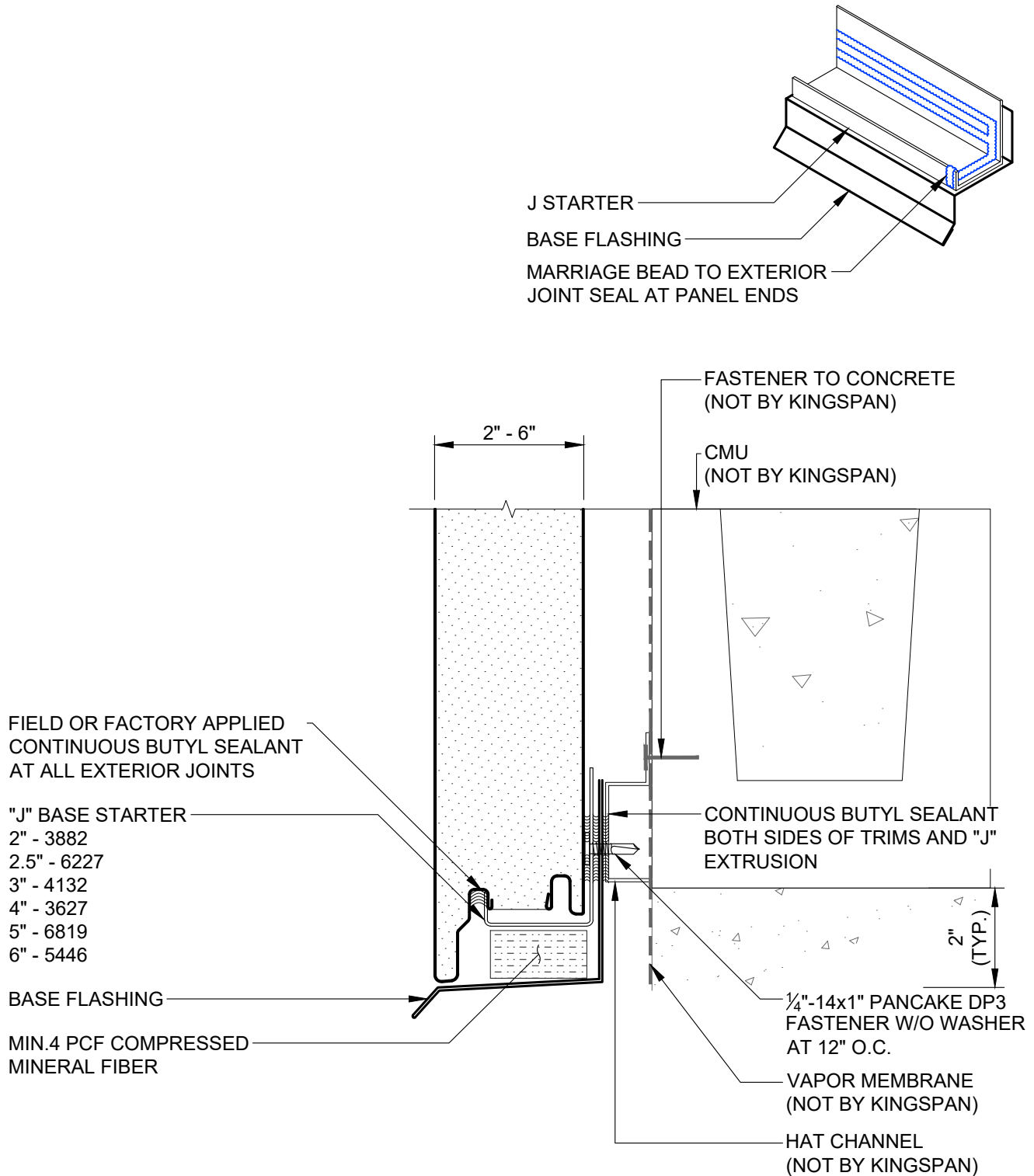
RELEASE: 2026

REGION: NORTH AMERICA

www.kingspanpanels.com



KS SERIES - HORIZONTAL INSTALLATION



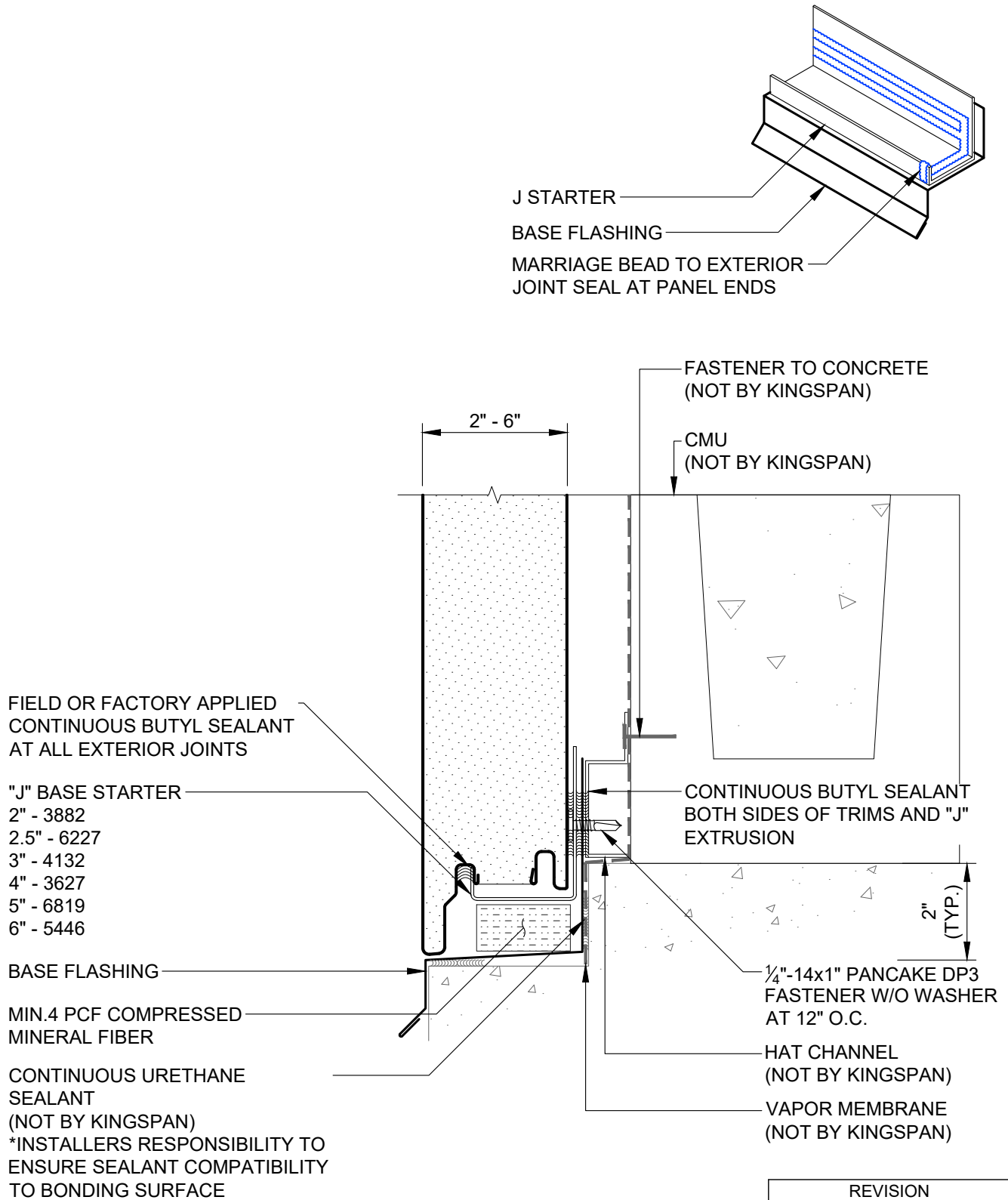
| REVISION | |
|------------|---------|
| REVISION # | DATE |
| 13 | 1/30/26 |

"J" BASE DETAIL
OVERHANG W/ TRIM
CMU

DETAIL #: CI-BS-CMU-04-KSH
 RELEASE: 2026
 REGION: NORTH AMERICA
www.kingspanpanels.com



KS SERIES - HORIZONTAL INSTALLATION



| REVISION | |
|------------|---------|
| REVISION # | DATE |
| 13 | 1/30/26 |

"J" BASE DETAIL
NOTCHED CONCRETE
CMU

DETAIL #: CI-BS-CMU-05-KSH

RELEASE: 2026

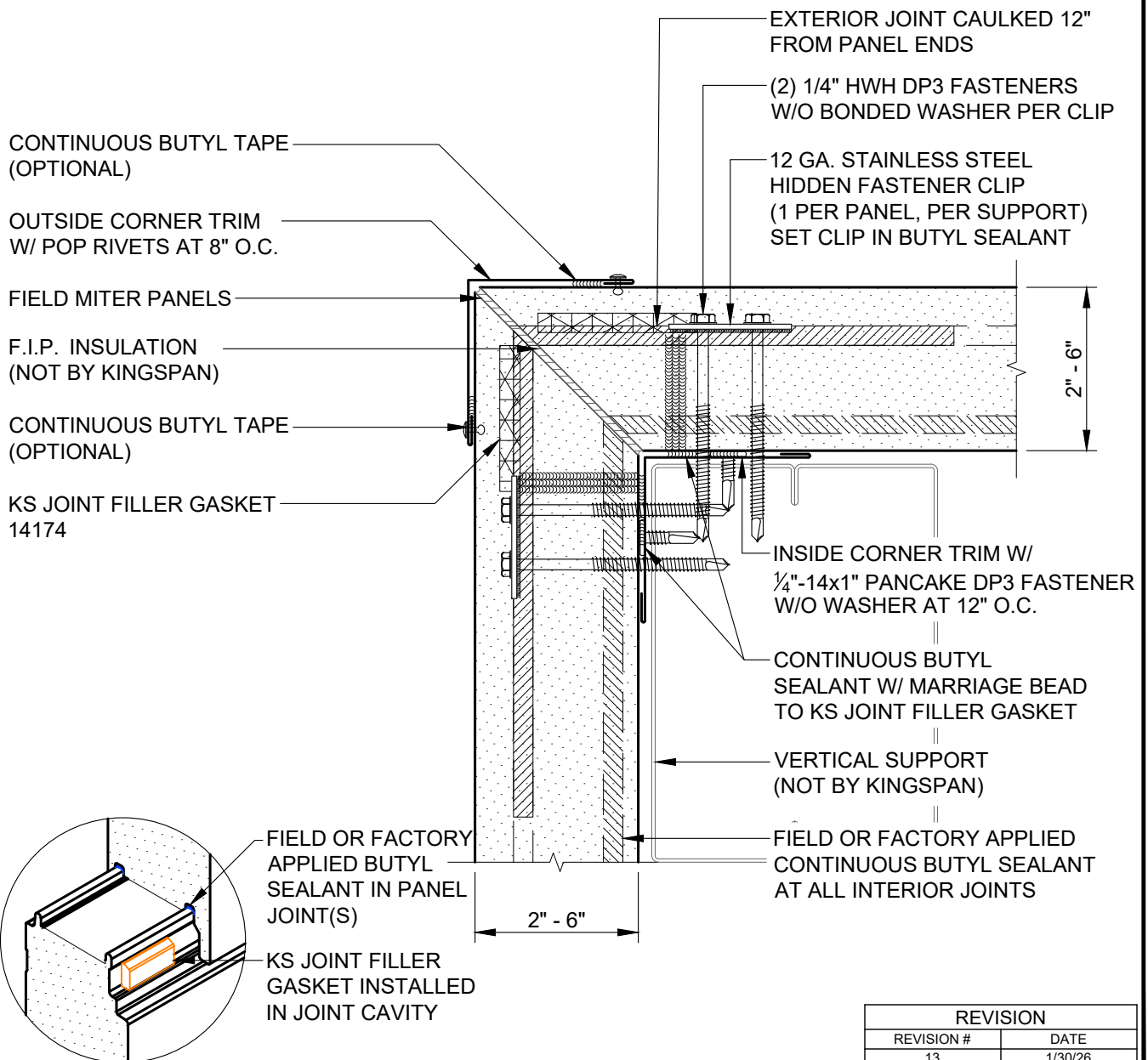
REGION: NORTH AMERICA

www.kingspanpanels.com



KS SERIES - HORIZONTAL INSTALLATION

NOTE:
ADDITIONAL LENGTH (MIN. PANEL THICKNESS) ADDED
TO PANEL LENGTH AT MITERED CORNER CONDITIONS.



OUTSIDE CORNER
W/ FLAT TRIM

DETAIL #: CI-OC-01-KSH

RELEASE: 2026

REGION: NORTH AMERICA

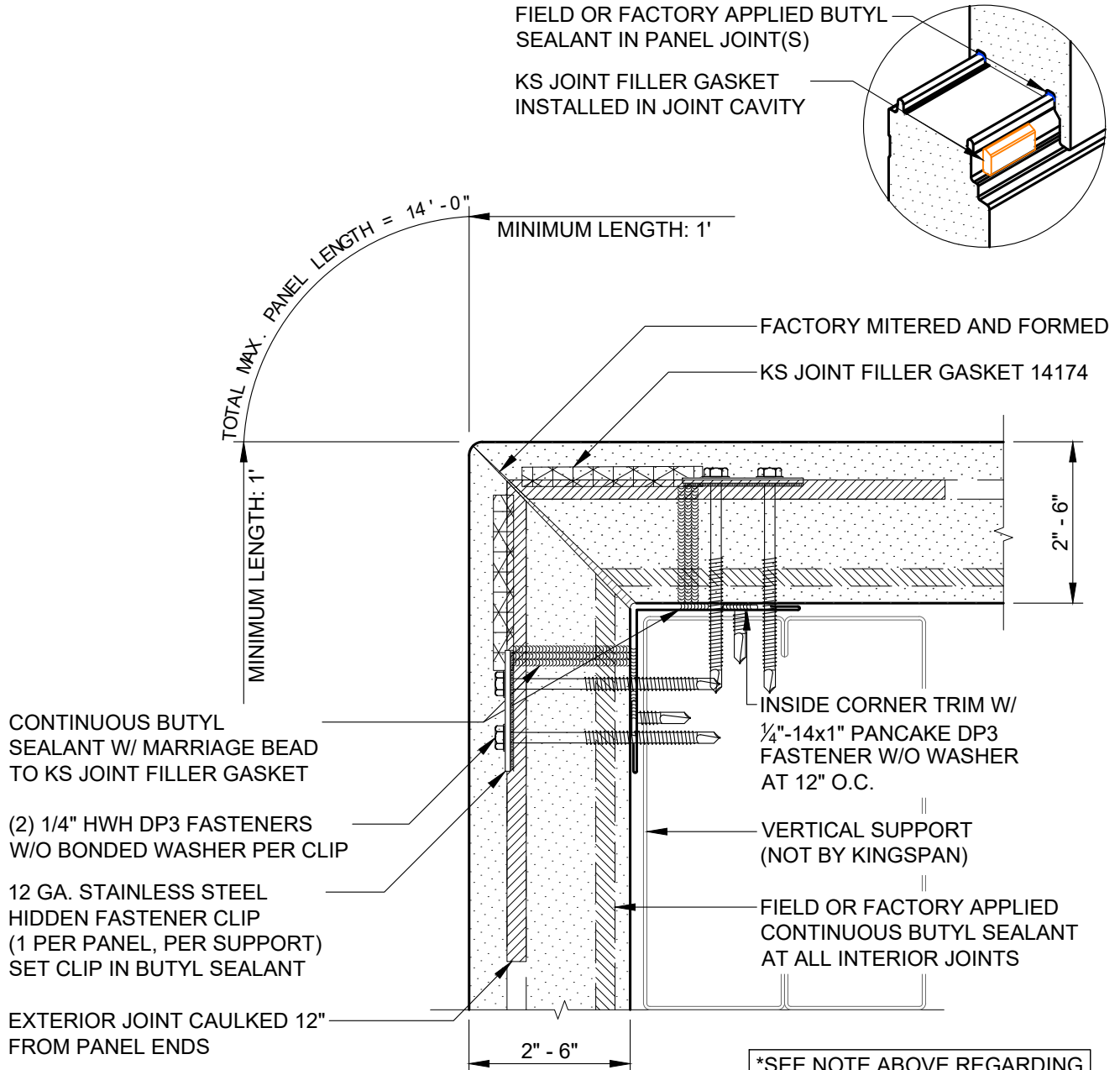
www.kingspanpanels.com



KS SERIES - HORIZONTAL INSTALLATION

NOTE:

SHIPPING ANGLES ON FACTORY FOLDED CORNERS CAN BE REMOVED PRIOR TO INSTALLATION. HOWEVER, THIS DOES NOT REPLACE THE REQUIREMENT FOR THE INTERIOR TRIM / MENDING PLATE. ALL SEALANT PLACEMENT SHOULD BE DONE IN SUCH A MANNER THAT THE SHIPPING ANGLE, IF LEFT ON THE PANEL, IS CONTAINED WITHIN THE SEALANT PATH



FACTORY FOLDED CORNERS AVAILABLE WITH GRANITSTONE, MICRO-RIB, MINI MICRO-RIB, AND OPTIMO PANELS. LONGITUDINAL BENDS (ALONG LENGTH OF PANEL) EXCLUDED

*SEE NOTE ABOVE REGARDING INTERIOR TRIMS AND SEALANT REQUIREMENTS

REVISION

| REVISION # | DATE |
|------------|---------|
| 13 | 1/30/26 |

OUTSIDE CORNER
FACTORY FOLDED

DETAIL #: CI-OC-02-KSH

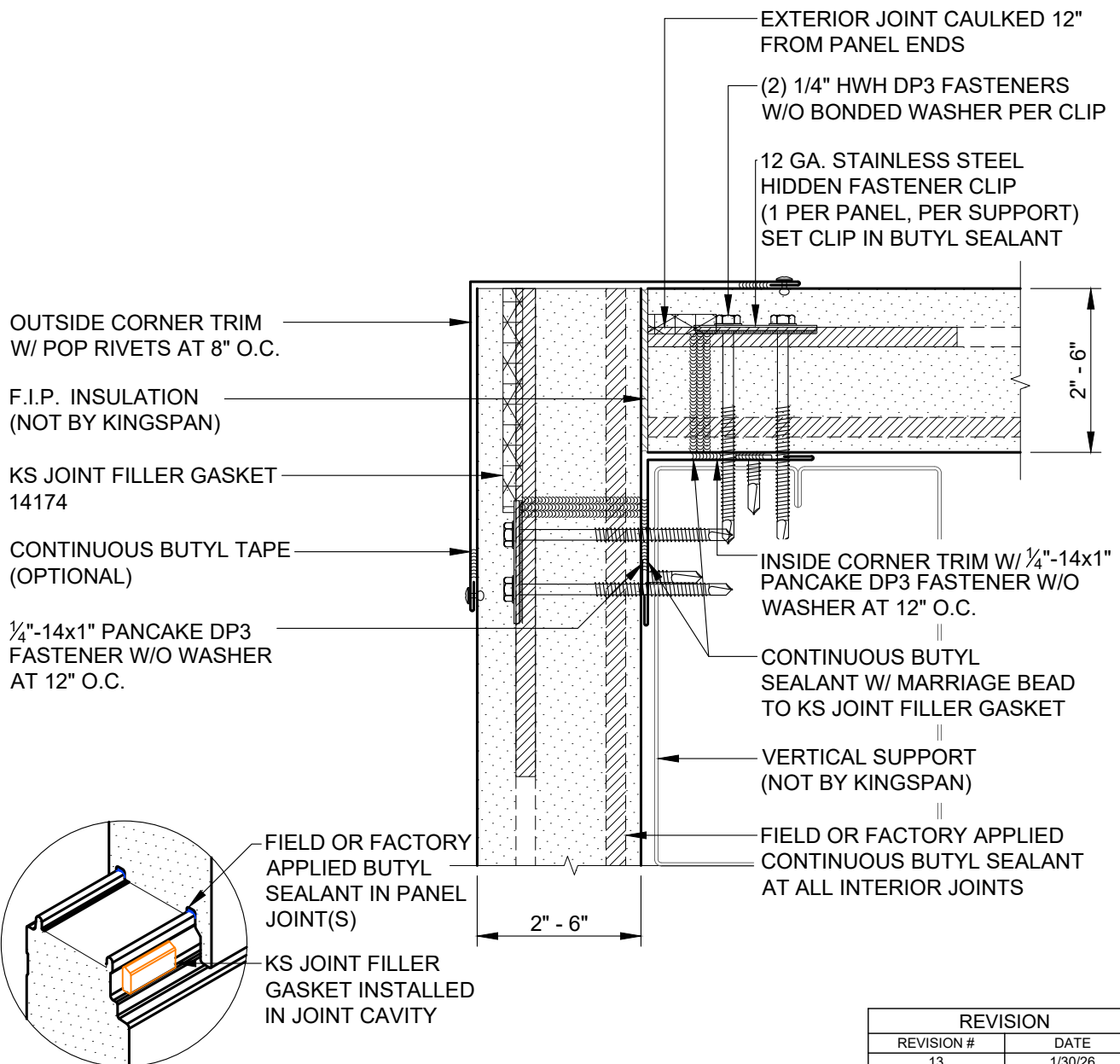
RELEASE: 2026

REGION: NORTH AMERICA

www.kingspanpanels.com



KS SERIES - HORIZONTAL INSTALLATION



| REVISION | |
|------------|---------|
| REVISION # | DATE |
| 13 | 1/30/26 |

OUTSIDE CORNER
STANDARD CUT ENDS

DETAIL #: CI-OC-03-KSH

RELEASE: 2026

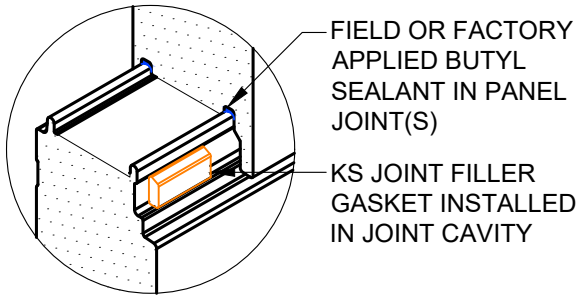
REGION: NORTH AMERICA

www.kingspanpanels.com



KS SERIES - HORIZONTAL INSTALLATION

NOTE:
ADDITIONAL LENGTH (MIN. PANEL THICKNESS) ADDED
TO PANEL LENGTH AT MITERED CORNER CONDITIONS.



CORNER EXTRUSION
CAP-MALE
3x3 - 4083
4x4 - 4042
4.5x4.5 - 4072
5x5 - 4043
7x7 - 14154

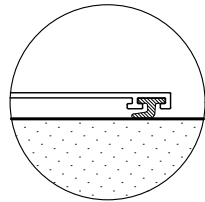
F.I.P. INSULATION
(NOT BY KINGSPAN)

KS JOINT FILLER GASKET
14174

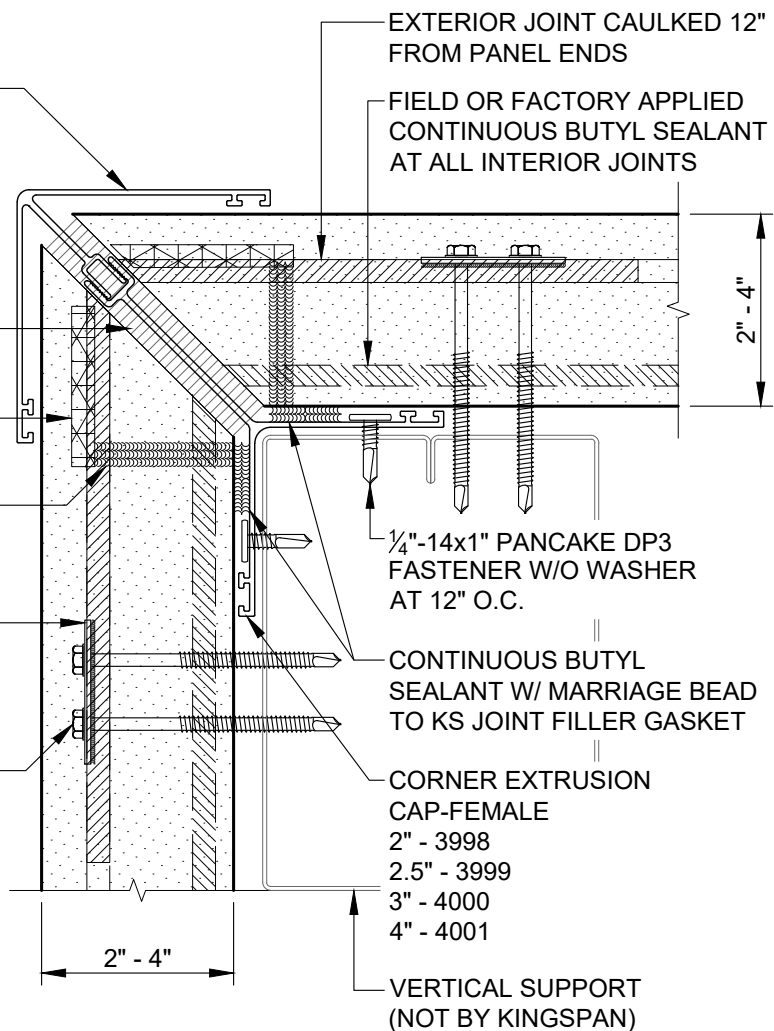
CONTINUOUS BUTYL
SEALANT W/ MARRIAGE BEAD
TO KS JOINT FILLER GASKET

12 GA. STAINLESS STEEL
HIDDEN FASTENER CLIP
(1 PER PANEL, PER SUPPORT)
SET CLIP IN BUTYL SEALANT

(2) 1/4" HWH DP3 FASTENERS
W/O BONDED WASHER PER CLIP



OPTIONAL WIPER
GASKET
(FIELD INSTALLED)



| REVISION | |
|------------|---------|
| REVISION # | DATE |
| 13 | 1/30/26 |

OUTSIDE CORNER
W/ EXTRUSION

DETAIL #: CI-OC-04-KSH

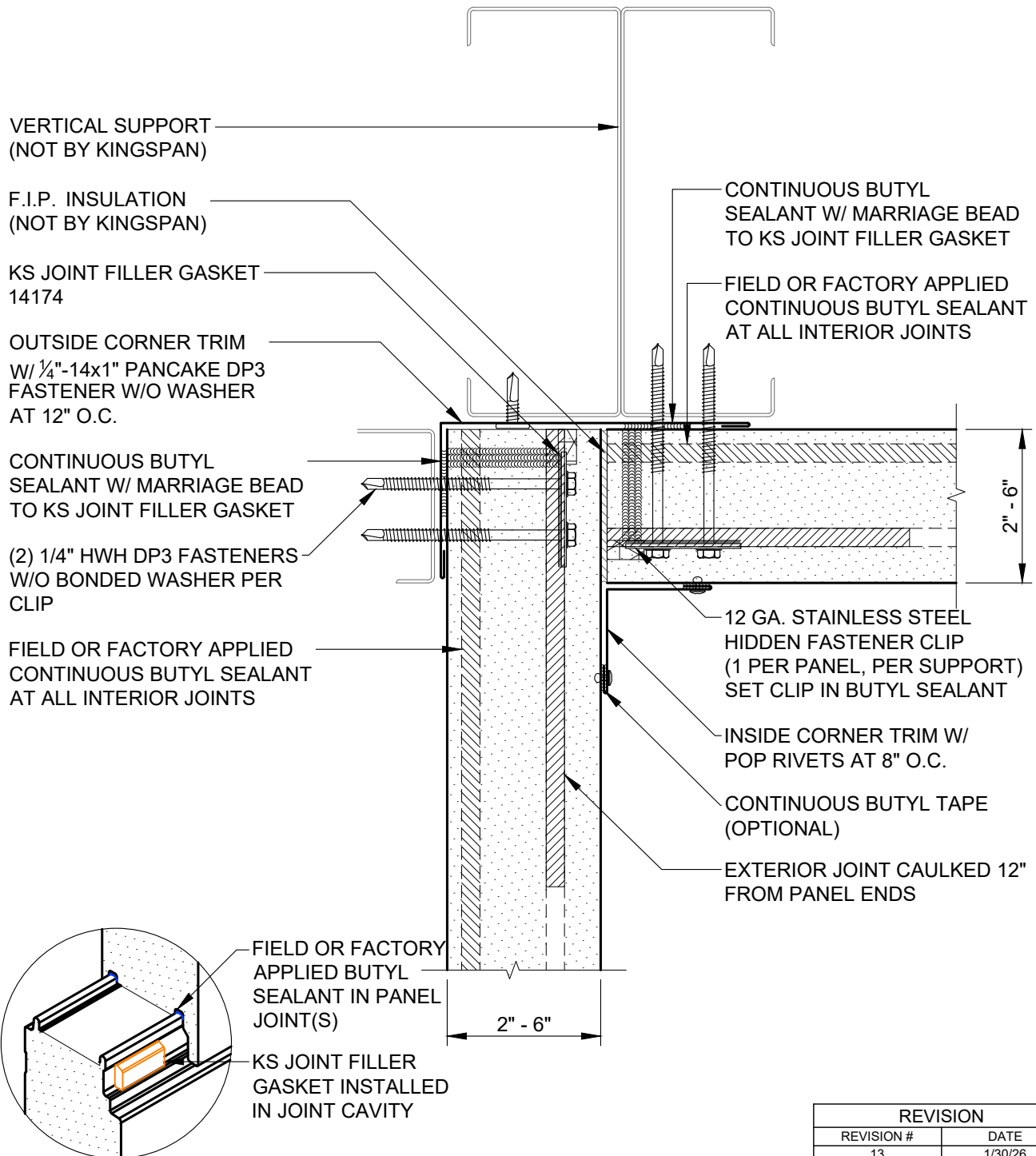
RELEASE: 2026

REGION: NORTH AMERICA

www.kingspanpanels.com



KS SERIES - HORIZONTAL INSTALLATION



INSIDE CORNER
W/ FLAT TRIM

DETAIL #: CI-IC-01-KSH

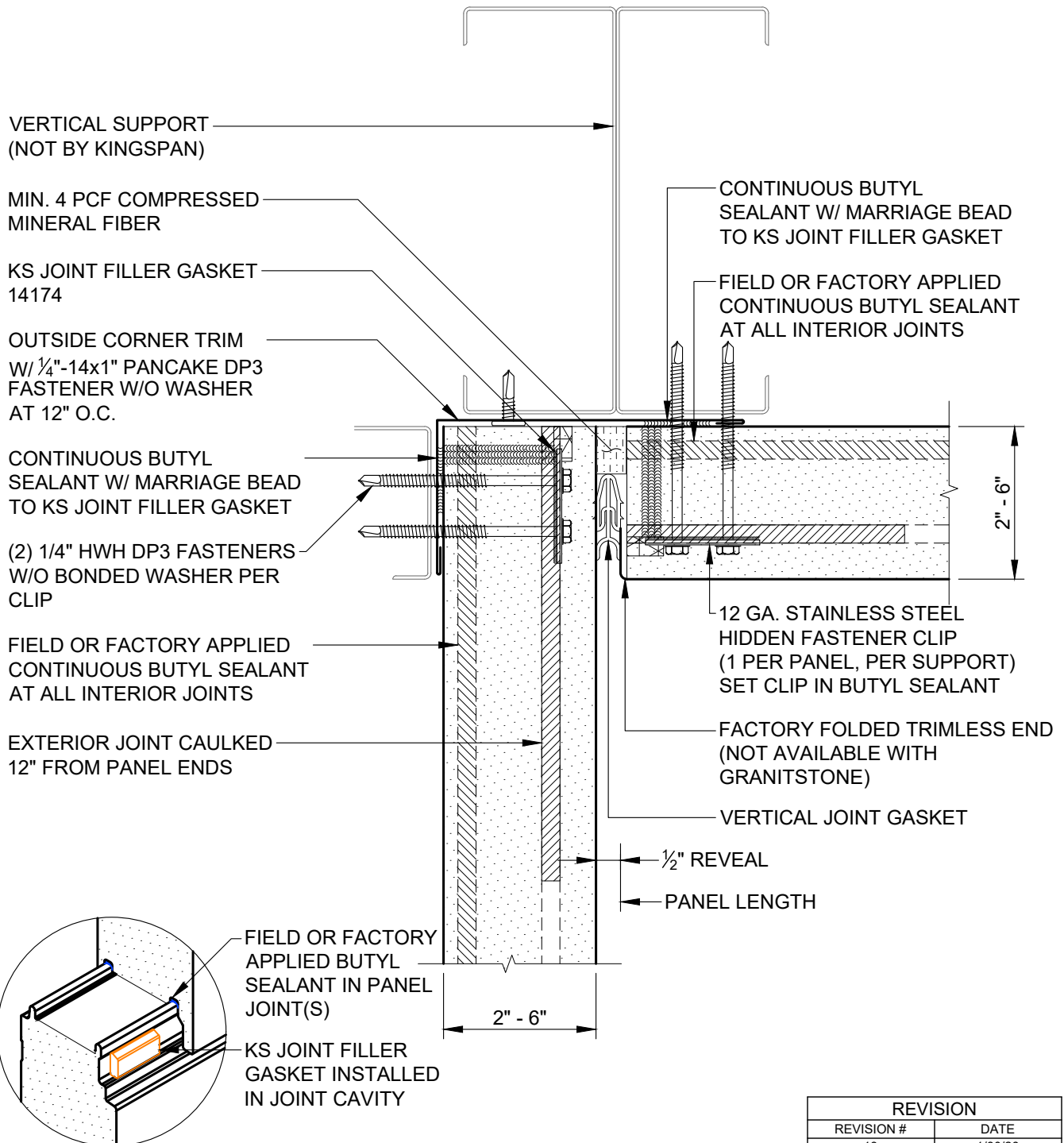
RELEASE: 2026

REGION: NORTH AMERICA

www.kingspanpanels.com



KS SERIES - HORIZONTAL INSTALLATION



| REVISION | |
|------------|---------|
| REVISION # | DATE |
| 13 | 1/30/26 |

INSIDE CORNER
W/ GASKET

DETAIL #: CI-IC-02-KSH

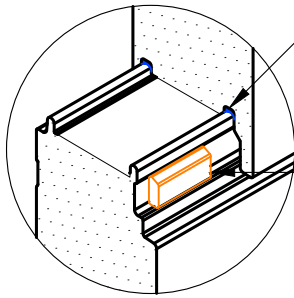
RELEASE: 2026

REGION: NORTH AMERICA

www.kingspanpanels.com



KS SERIES - HORIZONTAL INSTALLATION



VERTICAL SUPPORT
(NOT BY KINGSPAN)

MIN. 4 PCF COMPRESSED
MINERAL FIBER

KS JOINT FILLER GASKET
14174

OUTSIDE CORNER TRIM
W/ 1/4"-14x1" PANCAKE DP3
FASTENER W/O WASHER
AT 12" O.C.

CONTINUOUS BUTYL
SEALANT W/ MARRIAGE BEAD
TO KS JOINT FILLER GASKET

(2) 1/4" HWH DP3 FASTENERS
W/O BONDED WASHER PER
CLIP

FIELD OR FACTORY APPLIED
CONTINUOUS BUTYL SEALANT
AT ALL INTERIOR JOINTS

EXTERIOR JOINT CAULKED
12" FROM PANEL ENDS

CONTINUOUS BUTYL
SEALANT W/ MARRIAGE BEAD
TO KS JOINT FILLER GASKET

FIELD OR FACTORY APPLIED
CONTINUOUS BUTYL SEALANT
AT ALL INTERIOR JOINTS

12 GA. STAINLESS STEEL
HIDDEN FASTENER CLIP
(1 PER PANEL, PER SUPPORT)
SET CLIP IN BUTYL SEALANT

CAP TRIM W/ POP RIVETS
AT 8" O.C.

CONTINUOUS BUTYL
TAPE (OPTIONAL)

BACKER ROD AND SEALANT
(NOT BY KINGSPAN)

2" - 6"

2" - 6"

REVISION

| REVISION # | DATE |
|------------|---------|
| 13 | 1/30/26 |

INSIDE CORNER
STANDARD CUT ENDS

DETAIL #: CI-IC-03-KSH

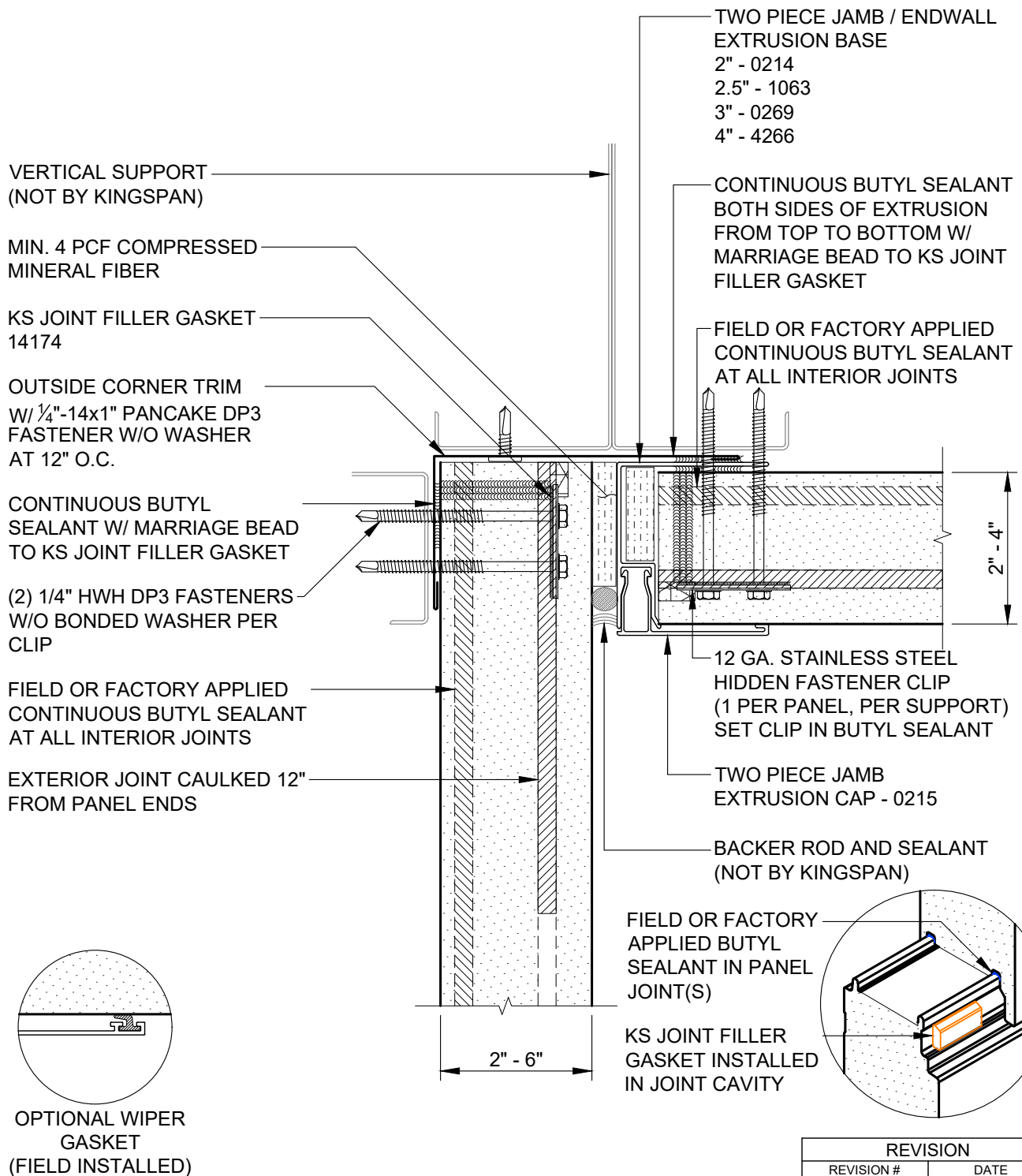
RELEASE: 2026

REGION: NORTH AMERICA

www.kingspanpanels.com



KS SERIES - HORIZONTAL INSTALLATION



INSIDE CORNER
W/ JAMB EXTRUSION

DETAIL #: CI-IC-04-KSH

RELEASE: 2026

REGION: NORTH AMERICA

www.kingspanpanels.com

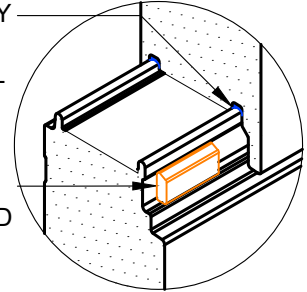


KS SERIES - HORIZONTAL INSTALLATION

NOTE:
ADDITIONAL LENGTH (MIN. PANEL THICKNESS) ADDED
TO PANEL LENGTH AT MITERED CORNER CONDITIONS.

FIELD OR FACTORY
APPLIED BUTYL
SEALANT IN PANEL
JOINT(S)

KS JOINT FILLER
GASKET INSTALLED
IN JOINT CAVITY



VERTICAL SUPPORT
(NOT BY KINGSPAN)

1/4"-14x1" PANCAKE DP3
FASTENER W/O WASHER
AT 12" O.C.

F.I.P. INSULATION
(NOT BY KINGSPAN)

CORNER EXTRUSION
CAP
3x3 - 4083
4x4 - 4042
4.5x4.5 - 4072
5x5 - 4043
7x7 - 14154

CONTINUOUS BUTYL
SEALANT W/ MARRIAGE BEAD
TO KS JOINT FILLER GASKET

(2) 1/4" HWH DP3 FASTENERS
W/O BONDED WASHER PER
CLIP

FIELD OR FACTORY APPLIED
CONTINUOUS BUTYL SEALANT
AT ALL INTERIOR JOINTS

EXTERIOR JOINT CAULKED
12" FROM PANEL ENDS

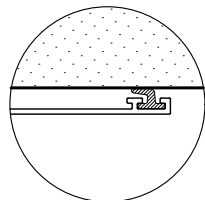
CONTINUOUS BUTYL
SEALANT W/ MARRIAGE BEAD
TO KS JOINT FILLER GASKET

FIELD OR FACTORY APPLIED
CONTINUOUS BUTYL SEALANT
AT ALL INTERIOR JOINTS

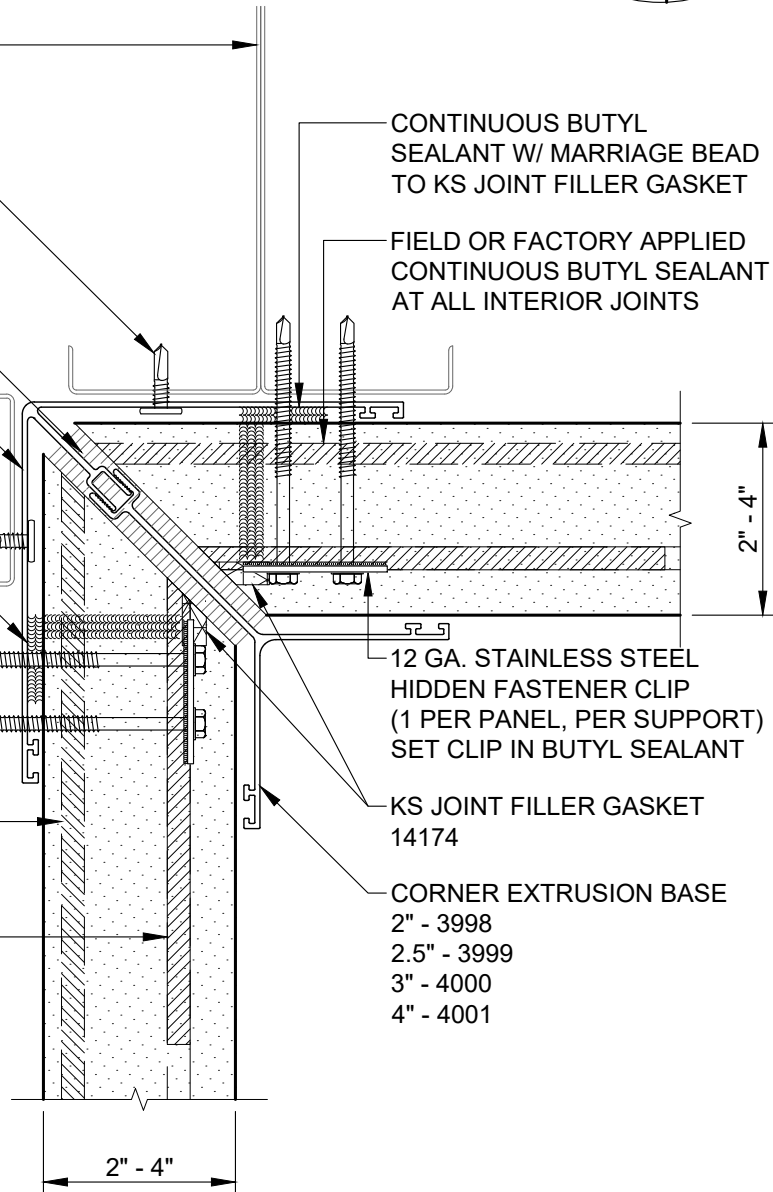
12 GA. STAINLESS STEEL
HIDDEN FASTENER CLIP
(1 PER PANEL, PER SUPPORT)
SET CLIP IN BUTYL SEALANT

KS JOINT FILLER GASKET
14174

CORNER EXTRUSION BASE
2" - 3998
2.5" - 3999
3" - 4000
4" - 4001



OPTIONAL WIPER
GASKET
(FIELD INSTALLED)



| REVISION | |
|------------|---------|
| REVISION # | DATE |
| 13 | 1/30/26 |

INSIDE CORNER
W/ CORNER EXTRUSION

DETAIL #: CI-IC-05-KSH

RELEASE: 2026

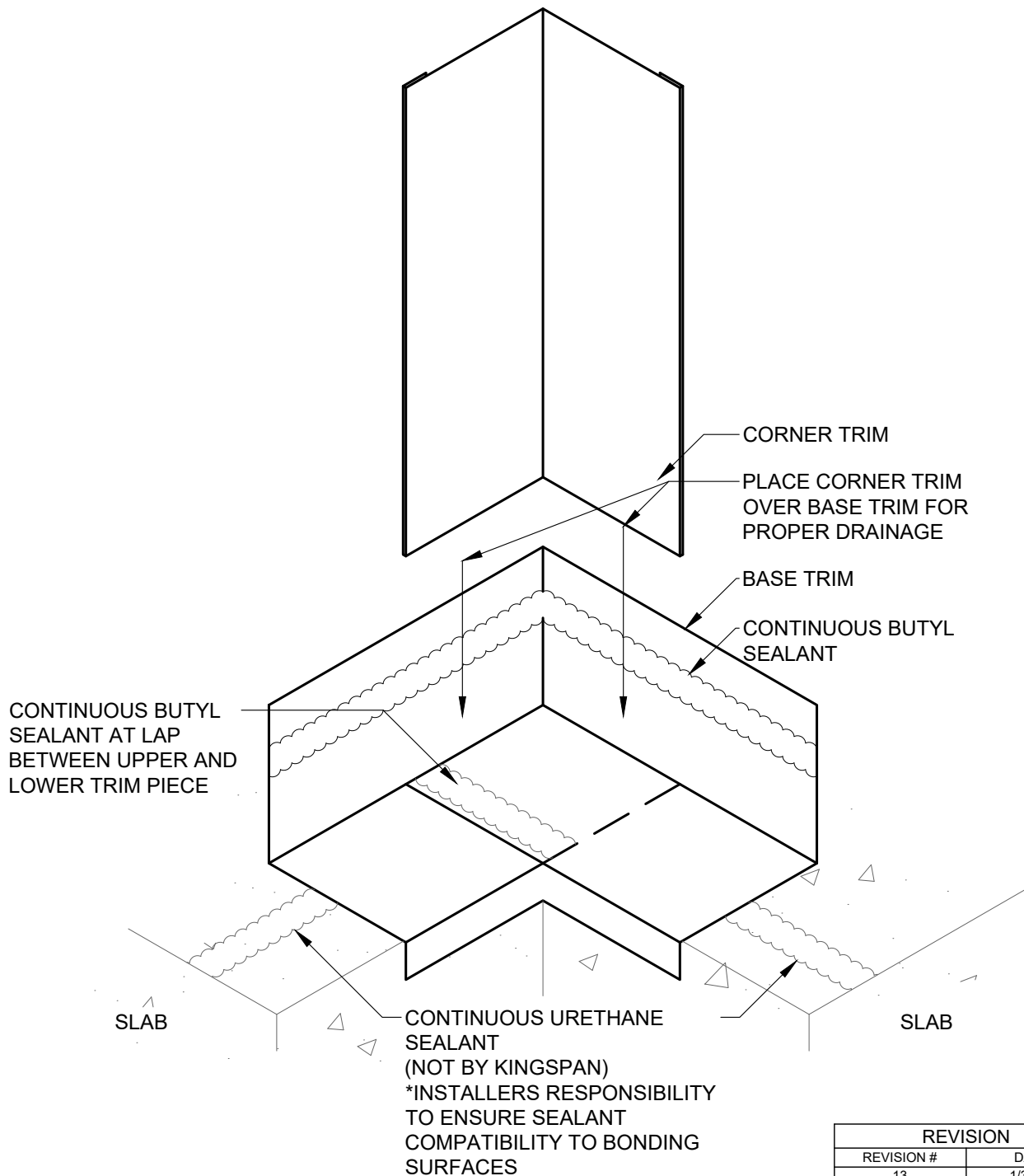
REGION: NORTH AMERICA

www.kingspanpanels.com



KS SERIES - HORIZONTAL INSTALLATION

FRAMING NOT SHOWN FOR CLARITY OF DETAIL



| REVISION | |
|------------|---------|
| REVISION # | DATE |
| 13 | 1/30/26 |

INSIDE CORNER TRIM
LAP AT BASE TRIM EXPANDED

DETAIL #: CI-IC-06-KSH

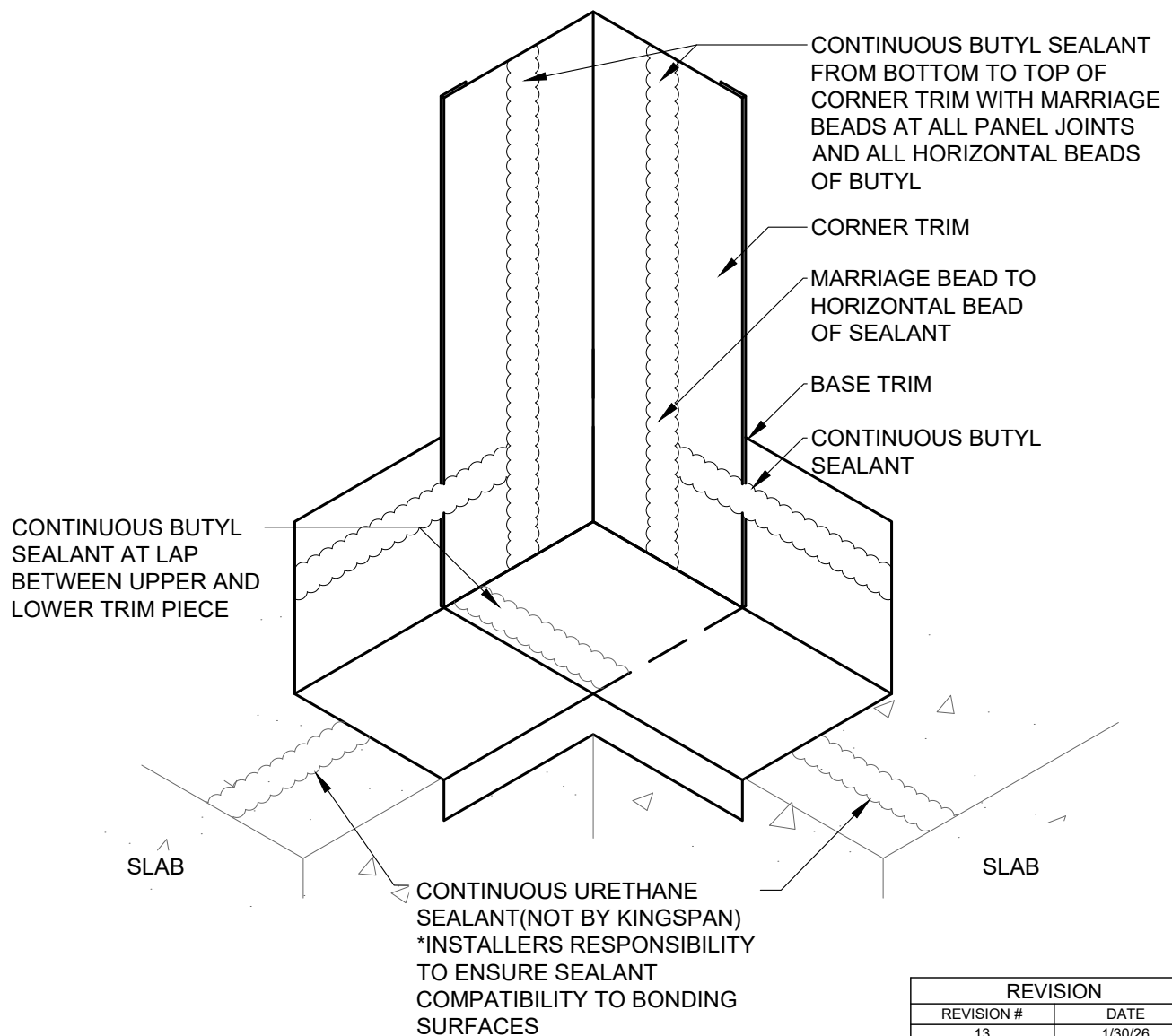
RELEASE: 2026

REGION: NORTH AMERICA

www.kingspanpanels.com



KS SERIES - HORIZONTAL INSTALLATION



| REVISION | |
|------------|---------|
| REVISION # | DATE |
| 13 | 1/30/26 |

INSIDE CORNER TRIM
LAP AT BASE TRIM ENGAGED

DETAIL #: CI-IC-07-KSH

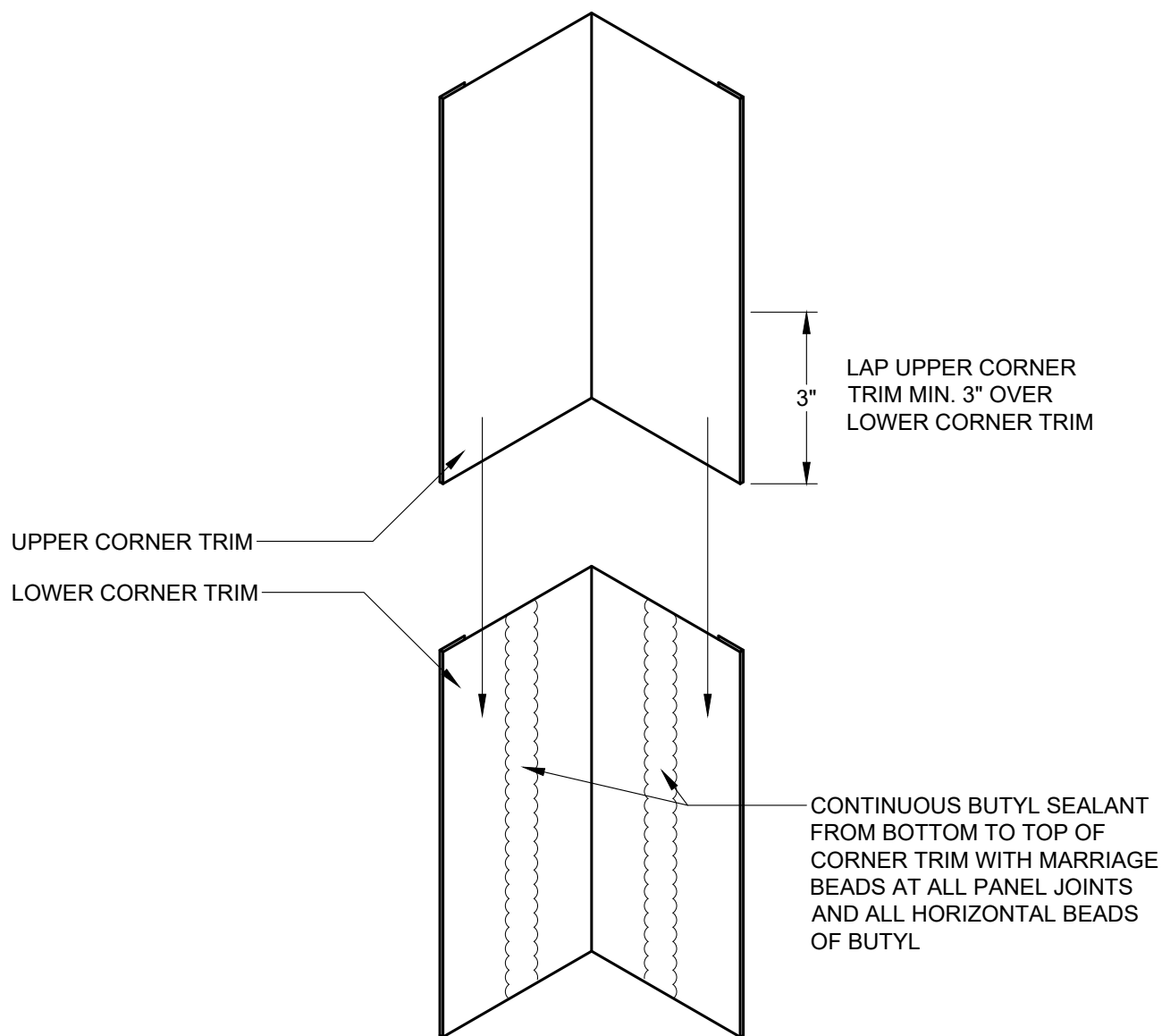
RELEASE: 2026

REGION: NORTH AMERICA

www.kingspanpanels.com



KS SERIES - HORIZONTAL INSTALLATION



| REVISION | |
|------------|---------|
| REVISION # | DATE |
| 13 | 1/30/26 |

INSIDE CORNER
TRIM LAP EXPANDED

DETAIL #: CI-IC-08-KSH

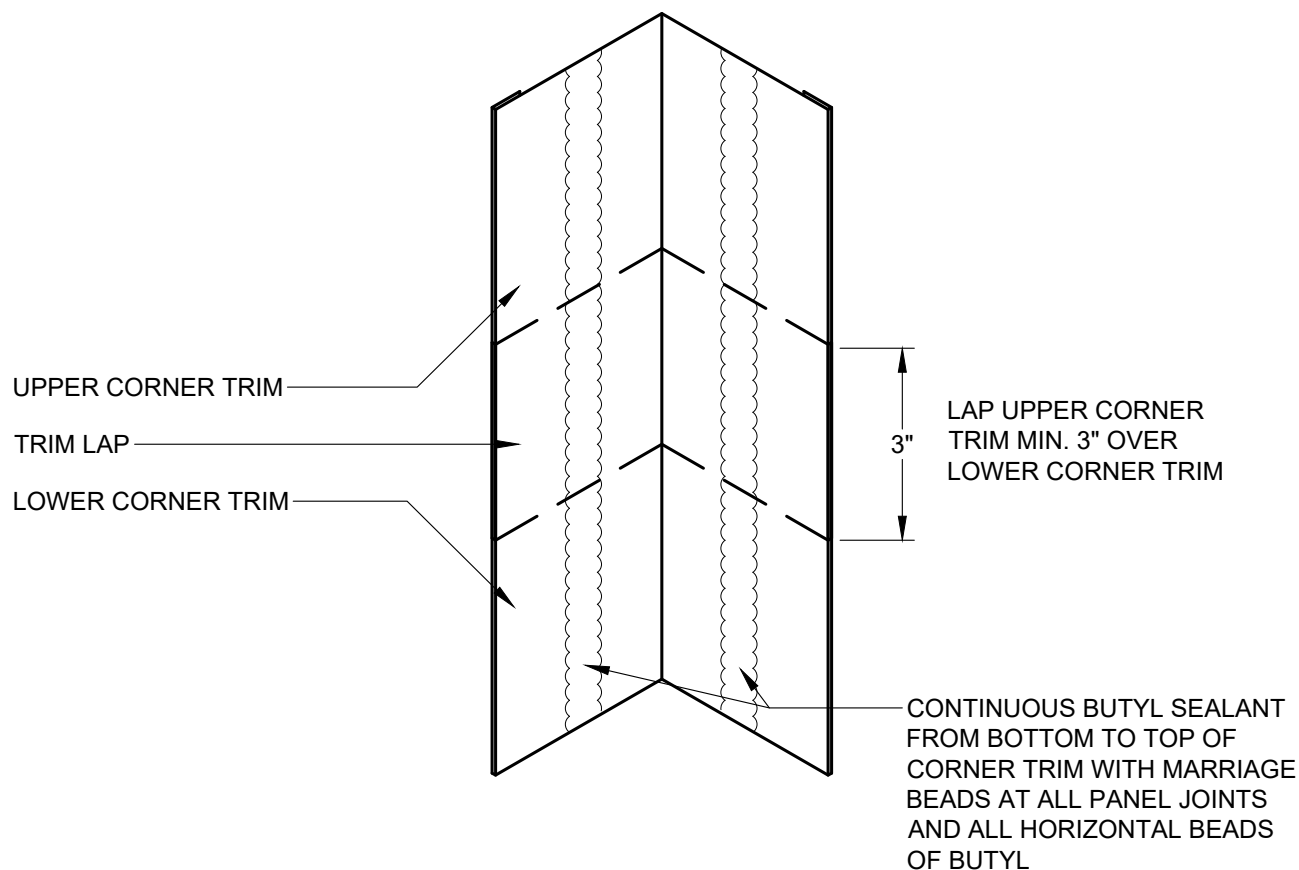
RELEASE: 2026

REGION: NORTH AMERICA

www.kingspanpanels.com



KS SERIES - HORIZONTAL INSTALLATION



| REVISION | |
|------------|---------|
| REVISION # | DATE |
| 13 | 1/30/26 |

INSIDE CORNER
TRIM LAP ENGAGED

DETAIL #: CI-IC-09-KSH

RELEASE: 2026

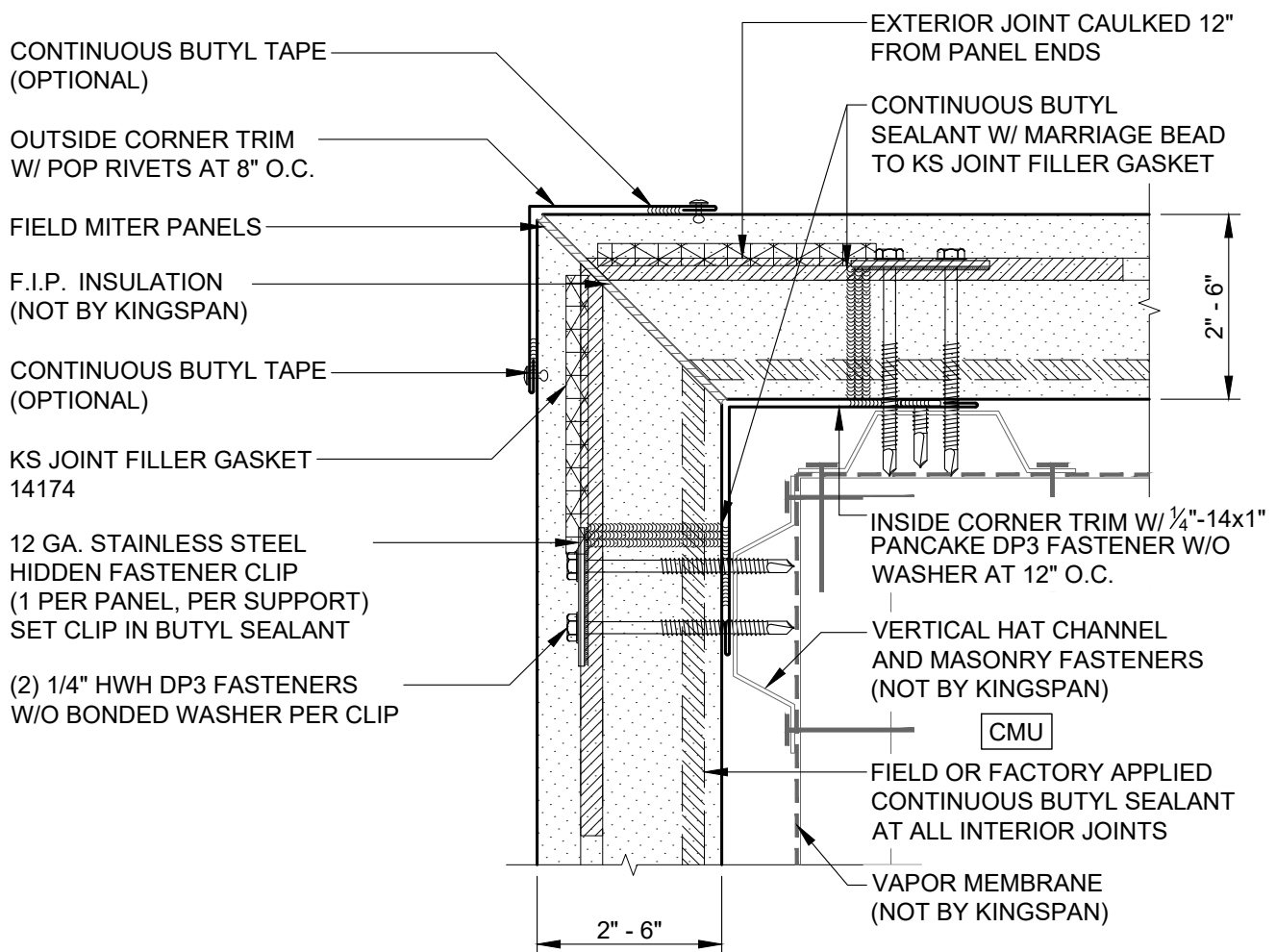
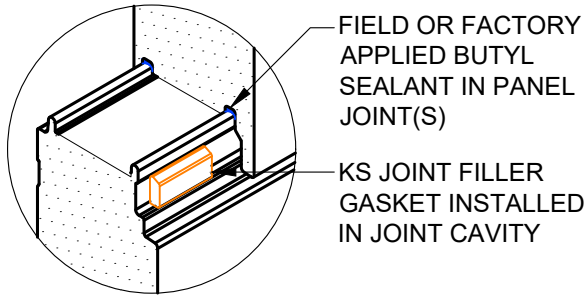
REGION: NORTH AMERICA

www.kingspanpanels.com



KS SERIES - HORIZONTAL INSTALLATION

NOTE:
ADDITIONAL LENGTH (MIN. PANEL THICKNESS) ADDED
TO PANEL LENGTH AT MITERED CORNER CONDITIONS.



REVISION

| REVISION # | DATE |
|------------|---------|
| 13 | 1/30/26 |

OUTSIDE CORNER
W/ FLAT TRIM
CMU

DETAIL #: CI-OC-CMU-01-KSH

RELEASE: 2026

REGION: NORTH AMERICA

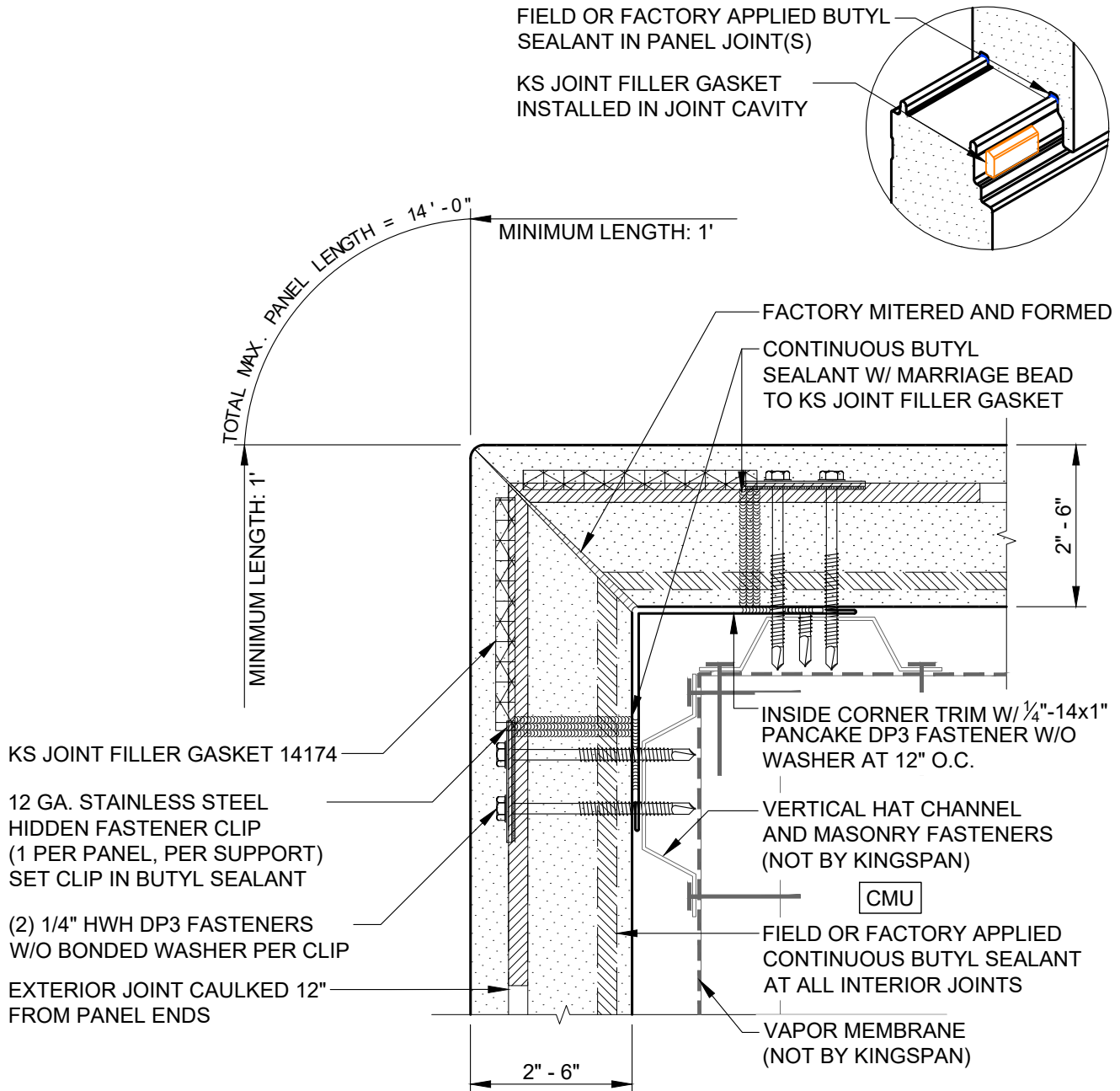
www.kingspanpanels.com



KS SERIES - HORIZONTAL INSTALLATION

NOTE:

SHIPPING ANGLES ON FACTORY FOLDED CORNERS CAN BE REMOVED PRIOR TO INSTALLATION. HOWEVER, THIS DOES NOT REPLACE THE REQUIREMENT FOR THE INTERIOR TRIM / MENDING PLATE. ALL SEALANT PLACEMENT SHOULD BE DONE IN SUCH A MANNER THAT THE SHIPPING ANGLE, IF LEFT ON THE PANEL, IS CONTAINED WITHIN THE SEALANT PATH



*SEE NOTE ABOVE REGARDING INTERIOR TRIMS AND SEALANT REQUIREMENTS

REVISION

| REVISION # | DATE |
|------------|---------|
| 13 | 1/30/26 |

OUTSIDE CORNER
FACTORY FOLDED
CMU

DETAIL #: CI-OC-CMU-02-KSH

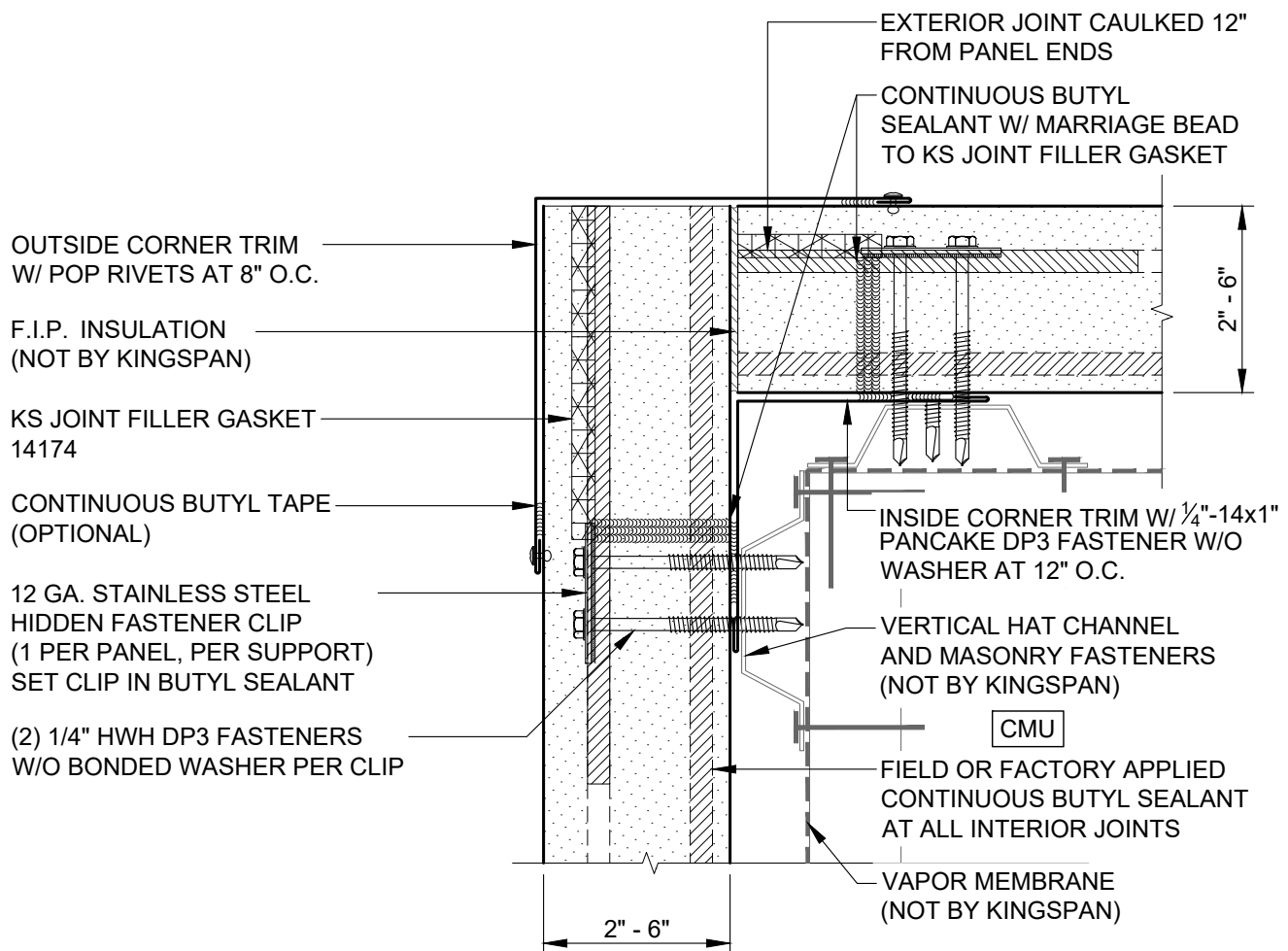
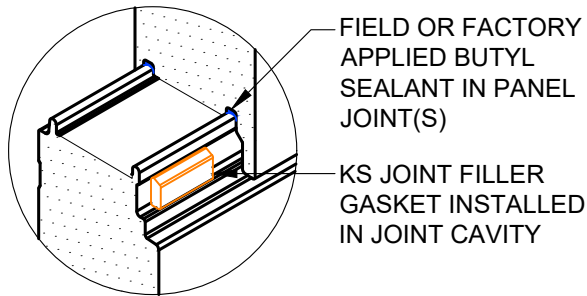
RELEASE: 2026

REGION: NORTH AMERICA

www.kingspanpanels.com



KS SERIES - HORIZONTAL INSTALLATION



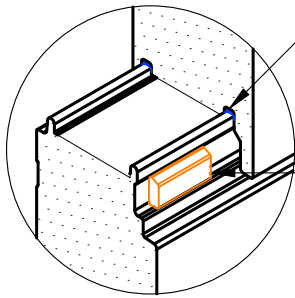
| REVISION | |
|------------|---------|
| REVISION # | DATE |
| 13 | 1/30/26 |

OUTSIDE CORNER
STANDARD CUT ENDS
CMU

DETAIL #: CI-OC-CMU-03-KSH
RELEASE: 2026
REGION: NORTH AMERICA
www.kingspanpanels.com



KS SERIES - HORIZONTAL INSTALLATION



F.I.P. INSULATION
(NOT BY KINGSPAN)

KS JOINT FILLER GASKET
14174

OUTSIDE CORNER TRIM
W/ 1/4"-14x1" PANCAKE DP3
FASTENER W/O WASHER
AT 12" O.C.

CONTINUOUS BUTYL
SEALANT W/ MARRIAGE BEAD
TO KS JOINT FILLER GASKET

(2) 1/4" HWH DP3 FASTENERS
W/O BONDED WASHER PER
CLIP

FIELD OR FACTORY APPLIED
CONTINUOUS BUTYL SEALANT
AT ALL INTERIOR JOINTS

VAPOR MEMBRANE
(NOT BY KINGSPAN)

CMU

VERTICAL HAT CHANNEL
AND MASONRY FASTENERS
(NOT BY KINGSPAN)

CONTINUOUS BUTYL
SEALANT W/ MARRIAGE BEAD
TO KS JOINT FILLER GASKET

FIELD OR FACTORY APPLIED
CONTINUOUS BUTYL SEALANT
AT ALL INTERIOR JOINTS

2" - 6"

12 GA. STAINLESS STEEL
HIDDEN FASTENER CLIP
(1 PER PANEL, PER SUPPORT)
SET CLIP IN BUTYL SEALANT

INSIDE CORNER TRIM W/
POP RIVETS AT 8" O.C.

CONTINUOUS BUTYL TAPE
(OPTIONAL)

EXTERIOR JOINT CAULKED 12"
FROM PANEL ENDS

2" - 6"

REVISION

| REVISION # | DATE |
|------------|---------|
| 13 | 1/30/26 |

INSIDE CORNER
W/ FLAT TRIM
CMU

DETAIL #: CI-IC-CMU-01-KSH

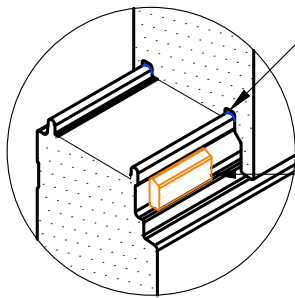
RELEASE: 2026

REGION: NORTH AMERICA

www.kingspanpanels.com



KS SERIES - HORIZONTAL INSTALLATION



MIN. 4 PCF COMPRESSED
MINERAL FIBER

KS JOINT FILLER GASKET
14174

OUTSIDE CORNER TRIM
W/ 1/4"-14x1" PANCAKE DP3
FASTENER W/O WASHER
AT 12" O.C.

CONTINUOUS BUTYL
SEALANT W/ MARRIAGE BEAD
TO KS JOINT FILLER GASKET

(2) 1/4" HWH DP3 FASTENERS
W/O BONDED WASHER PER
CLIP

FIELD OR FACTORY APPLIED
CONTINUOUS BUTYL SEALANT
AT ALL INTERIOR JOINTS

VAPOR MEMBRANE
(NOT BY KINGSPAN)

EXTERIOR JOINT CAULKED 12"
FROM PANEL ENDS

CMU

VERTICAL HAT CHANNEL
AND MASONRY FASTENERS
(NOT BY KINGSPAN)

CONTINUOUS BUTYL
SEALANT W/ MARRIAGE BEAD
TO KS JOINT FILLER GASKET

FIELD OR FACTORY APPLIED
CONTINUOUS BUTYL SEALANT
AT ALL INTERIOR JOINTS

12 GA. STAINLESS STEEL
HIDDEN FASTENER CLIP
(1 PER PANEL, PER SUPPORT)
SET CLIP IN BUTYL SEALANT

FACTORY FOLDED TRIMLESS END
(NOT AVAILABLE WITH
GRANITSTONE)

VERTICAL JOINT GASKET

1/2" REVEAL

PANEL LENGTH

2" - 6"

2" - 6"

REVISION

| REVISION # | DATE |
|------------|---------|
| 13 | 1/30/26 |

INSIDE CORNER
W/ GASKET
CMU

DETAIL #: CI-IC-CMU-02-KSH

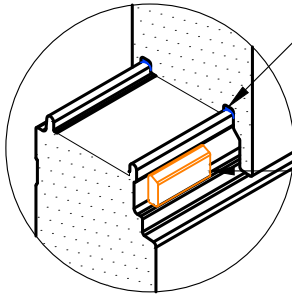
RELEASE: 2026

REGION: NORTH AMERICA

www.kingspanpanels.com



KS SERIES - HORIZONTAL INSTALLATION



FIELD OR FACTORY
APPLIED BUTYL
SEALANT IN PANEL
JOINT(S)

KS JOINT FILLER
GASKET INSTALLED
IN JOINT CAVITY

MIN. 4 PCF COMPRESSED
MINERAL FIBER

KS JOINT FILLER GASKET
14174

OUTSIDE CORNER TRIM
W/ 1/4"-14x1" PANCAKE DP3
FASTENER W/O WASHER
AT 12" O.C.

CONTINUOUS BUTYL
SEALANT W/ MARRIAGE BEAD
TO KS JOINT FILLER GASKET

(2) 1/4" HWH DP3 FASTENERS
W/O BONDED WASHER PER
CLIP

FIELD OR FACTORY APPLIED
CONTINUOUS BUTYL SEALANT
AT ALL INTERIOR JOINTS

VAPOR MEMBRANE
(NOT BY KINGSPAN)

EXTERIOR JOINT CAULKED 12"
FROM PANEL ENDS

CMU

VERTICAL HAT CHANNEL
AND MASONRY FASTENERS
(NOT BY KINGSPAN)

CONTINUOUS BUTYL
SEALANT W/ MARRIAGE BEAD
TO KS JOINT FILLER GASKET

FIELD OR FACTORY APPLIED
CONTINUOUS BUTYL SEALANT
AT ALL INTERIOR JOINTS

12 GA. STAINLESS STEEL
HIDDEN FASTENER CLIP
(1 PER PANEL, PER SUPPORT)
SET CLIP IN BUTYL SEALANT

CAP TRIM W/ POP RIVETS
AT 8" O.C.

CONTINUOUS BUTYL
TAPE (OPTIONAL)

BACKER ROD AND SEALANT
(NOT BY KINGSPAN)

2" - 6"

2" - 6"

REVISION

| REVISION # | DATE |
|------------|---------|
| 13 | 1/30/26 |

INSIDE CORNER
W/ STANDARD CUT ENDS
CMU

DETAIL #: CI-IC-CMU-03-KSH

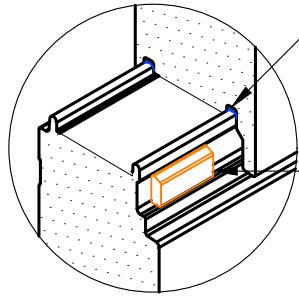
RELEASE: 2026

REGION: NORTH AMERICA

www.kingspanpanels.com



KS SERIES - HORIZONTAL INSTALLATION



FIELD OR FACTORY
APPLIED BUTYL
SEALANT IN PANEL
JOINT(S)

KS JOINT FILLER
GASKET INSTALLED
IN JOINT CAVITY

VERTICAL HAT CHANNEL
AND MASONRY FASTENERS
(NOT BY KINGSPAN)

MIN. 4 PCF COMPRESSED
MINERAL FIBER

KS JOINT FILLER GASKET
14174

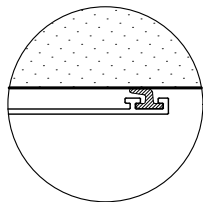
OUTSIDE CORNER TRIM
W/ 1/4"-14x1" PANCAKE DP3
FASTENER W/O WASHER
AT 12" O.C.

CONTINUOUS BUTYL
SEALANT W/ MARRIAGE BEAD
TO KS JOINT FILLER GASKET

(2) 1/4" HWH DP3 FASTENERS
W/O BONDED WASHER PER
CLIP

FIELD OR FACTORY APPLIED
CONTINUOUS BUTYL SEALANT
AT ALL INTERIOR JOINTS

VAPOR MEMBRANE
(NOT BY KINGSPAN)



OPTIONAL WIPER
GASKET
(FIELD INSTALLED)

CMU

TWO PIECE JAMB / ENDWALL
EXTRUSION BASE
2" - 0214
2.5" - 1063
3" - 0269
4" - 4266

CONTINUOUS BUTYL SEALANT
BOTH SIDES OF EXTRUSION
FROM TOP TO BOTTOM W/
MARRIAGE BEAD TO KS JOINT
FILLER GASKET

FIELD OR FACTORY APPLIED
CONTINUOUS BUTYL SEALANT
AT ALL INTERIOR JOINTS

12 GA. STAINLESS STEEL
HIDDEN FASTENER CLIP
(1 PER PANEL, PER SUPPORT)
SET CLIP IN BUTYL SEALANT

TWO PIECE JAMB
EXTRUSION CAP - 0215

BACKER ROD AND SEALANT
(NOT BY KINGSPAN)

EXTERIOR JOINT CAULKED 12"
FROM PANEL ENDS

2" - 6"

2" - 4"

REVISION

| REVISION # | DATE |
|------------|---------|
| 13 | 1/30/26 |

INSIDE CORNER
W/ JAMB EXTRUSION
CMU

DETAIL #: CI-IC-CMU-04-KSH

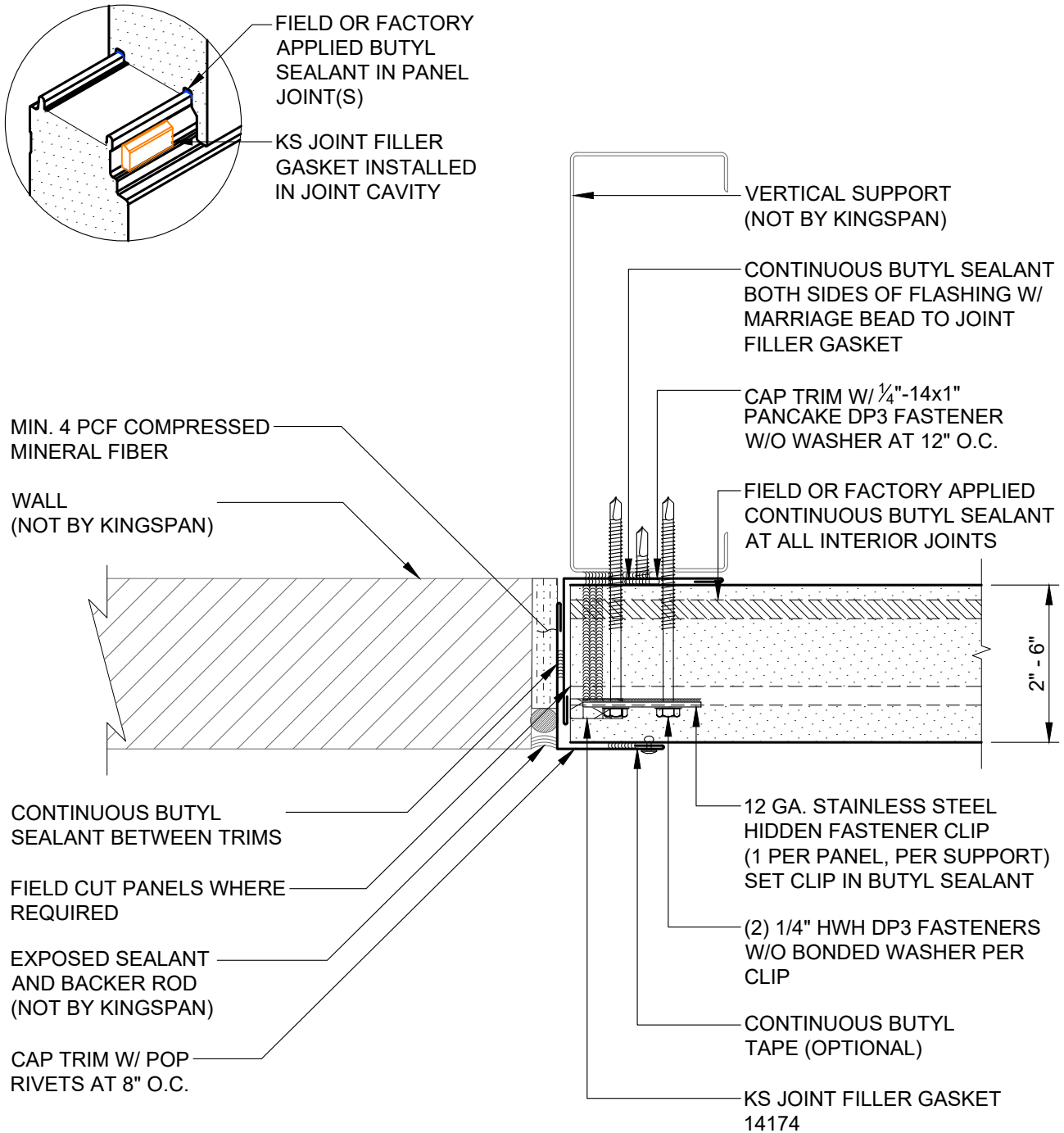
RELEASE: 2026

REGION: NORTH AMERICA

www.kingspanpanels.com



KS SERIES - HORIZONTAL INSTALLATION



| REVISION | |
|------------|---------|
| REVISION # | DATE |
| 13 | 1/30/26 |

ENDWALL TERMINATION
W/ TRIM

DETAIL #: CI-EW-01-KSH

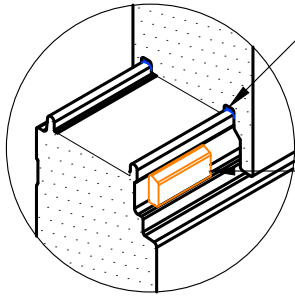
RELEASE: 2026

REGION: NORTH AMERICA

www.kingspanpanels.com



KS SERIES - HORIZONTAL INSTALLATION



FIELD OR FACTORY
APPLIED BUTYL
SEALANT IN PANEL
JOINT(S)

KS JOINT FILLER
GASKET INSTALLED
IN JOINT CAVITY

TWO PIECE JAMB / ENDWALL
EXTRUSION BASE

2" - 0214

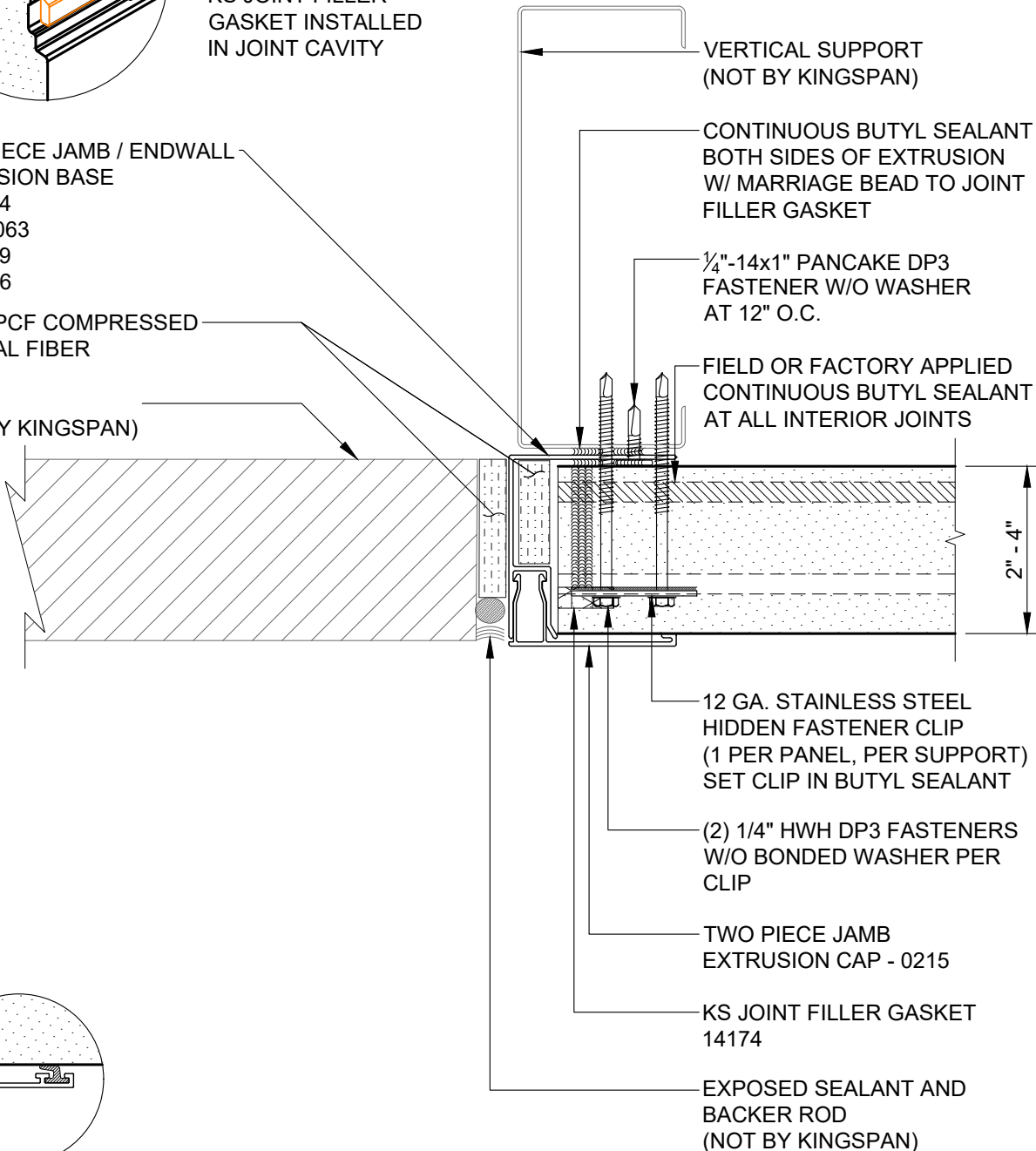
2.5" - 1063

3" - 0269

4" - 4266

MIN. 4 PCF COMPRESSED
MINERAL FIBER

WALL
(NOT BY KINGSPAN)



VERTICAL SUPPORT
(NOT BY KINGSPAN)

CONTINUOUS BUTYL SEALANT
BOTH SIDES OF EXTRUSION
W/ MARRIAGE BEAD TO JOINT
FILLER GASKET

1/4"-14x1" PANCAKE DP3
FASTENER W/O WASHER
AT 12" O.C.

FIELD OR FACTORY APPLIED
CONTINUOUS BUTYL SEALANT
AT ALL INTERIOR JOINTS

2" - 4"

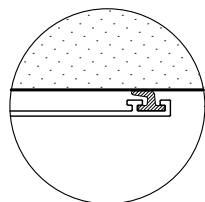
12 GA. STAINLESS STEEL
HIDDEN FASTENER CLIP
(1 PER PANEL, PER SUPPORT)
SET CLIP IN BUTYL SEALANT

(2) 1/4" HWH DP3 FASTENERS
W/O BONDED WASHER PER
CLIP

TWO PIECE JAMB
EXTRUSION CAP - 0215

KS JOINT FILLER GASKET
14174

EXPOSED SEALANT AND
BACKER ROD
(NOT BY KINGSPAN)



OPTIONAL WIPER
GASKET
(FIELD INSTALLED)

REVISION

| REVISION # | DATE |
|------------|---------|
| 13 | 1/30/26 |

ENDWALL TERMINATION
W/ EXTRUSION

DETAIL #: CI-EW-02-KSH

RELEASE: 2026

REGION: NORTH AMERICA

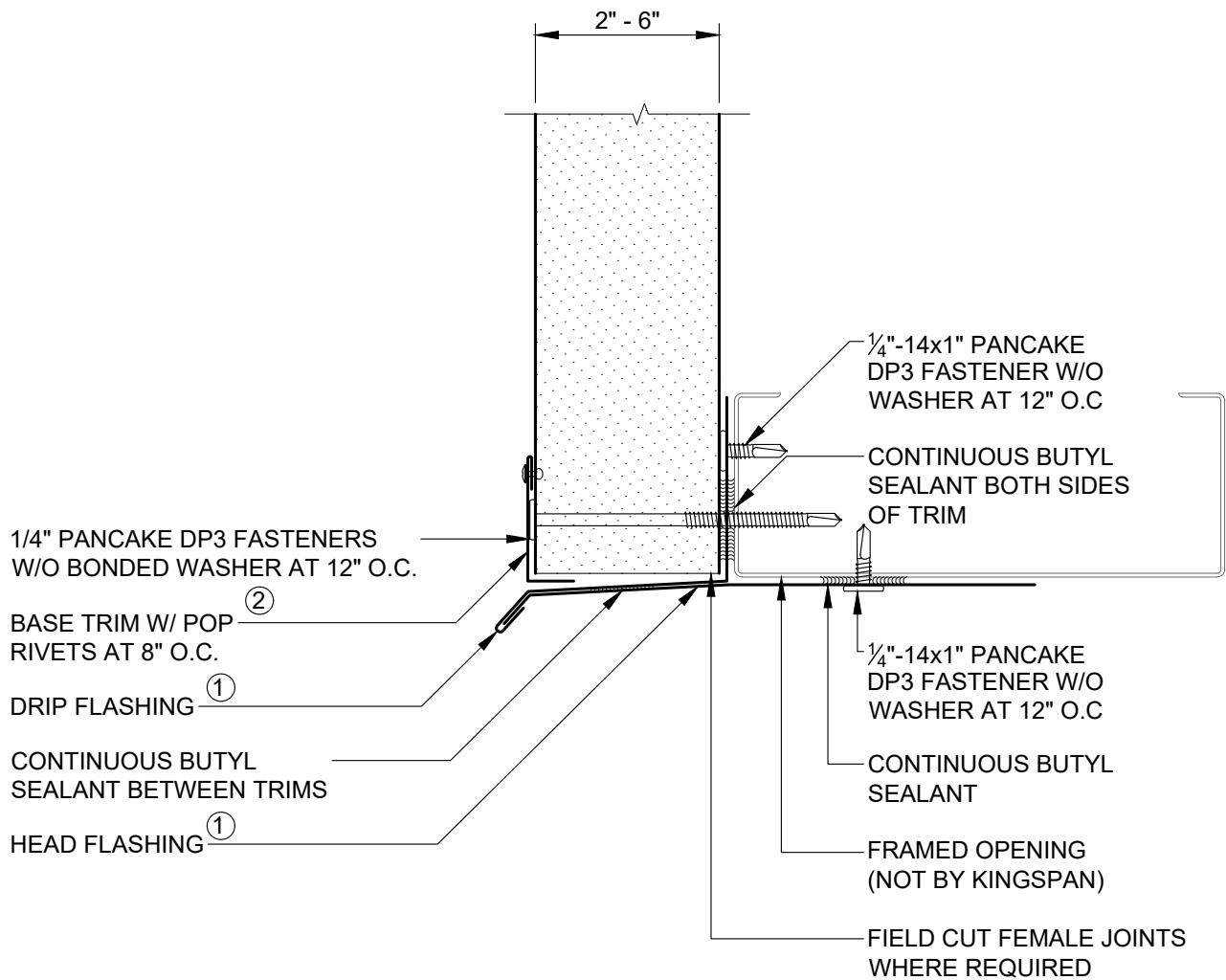
www.kingspanpanels.com



KS SERIES - HORIZONTAL INSTALLATION

TRIM INSTALLATION SEQUENCE:

- ① INSTALL DRIP AND HEAD FLASHING AND ALL APPLICABLE SEALANTS PRIOR TO INSTALLING THE PANEL AND THROUGH FASTENERS
- ② INSTALL EXTERIOR BASE TRIM



REVISION

| REVISION # | DATE |
|------------|---------|
| 13 | 1/30/26 |

FRAMED OPENING HEAD
W/ DRIP EDGE

DETAIL #: CI-FO-01-KSH

RELEASE: 2026

REGION: NORTH AMERICA

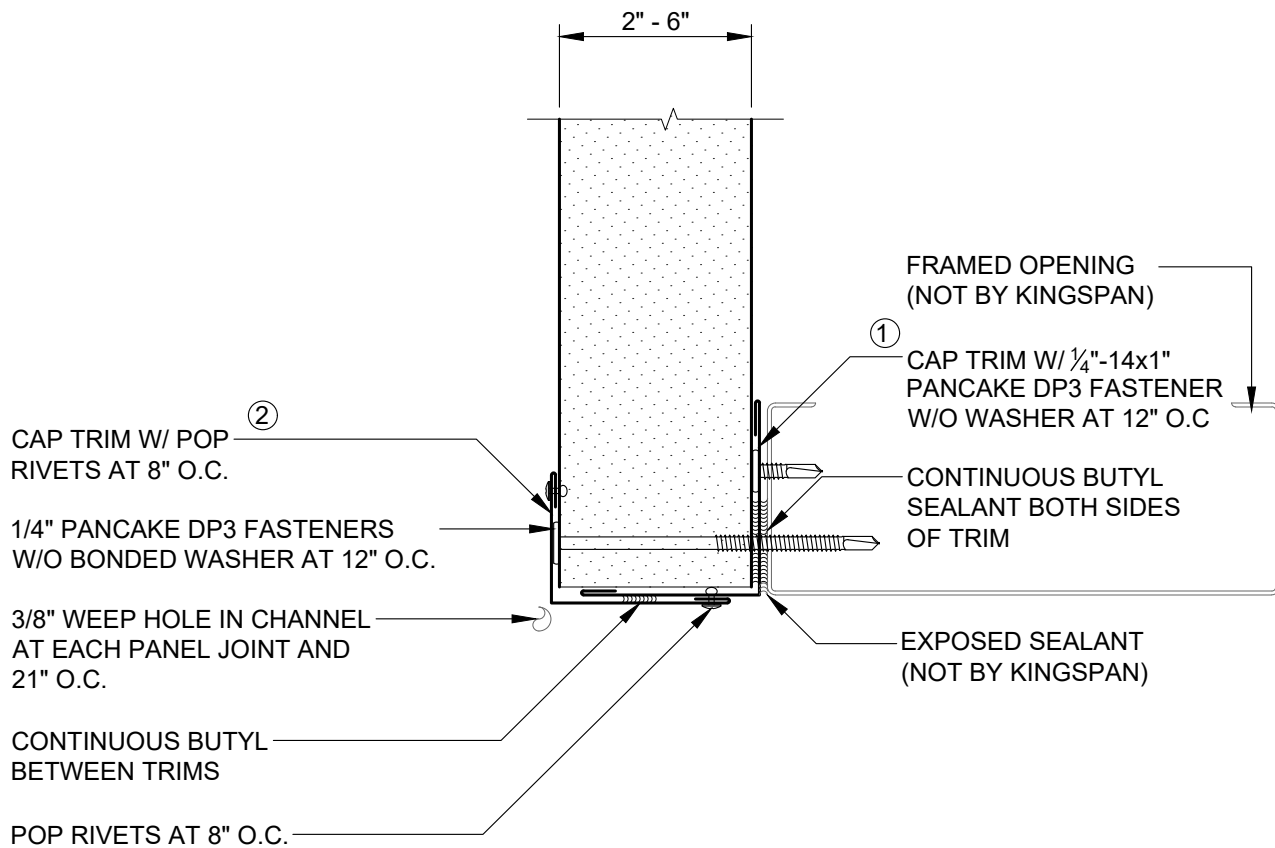
www.kingspanpanels.com



KS SERIES - HORIZONTAL INSTALLATION

TRIM INSTALLATION SEQUENCE:

- ① INSTALL INTERIOR CAP TRIM AND ALL APPLICABLE SEALANTS PRIOR TO INSTALLING THE PANEL AND THROUGH FASTENERS
- ② INSTALL EXTERIOR CAP TRIM



| REVISION | |
|------------|---------|
| REVISION # | DATE |
| 13 | 1/30/26 |

FRAMED OPENING HEAD
W/ 2-PIECE TRIM

DETAIL #: CI-FO-02-KSH

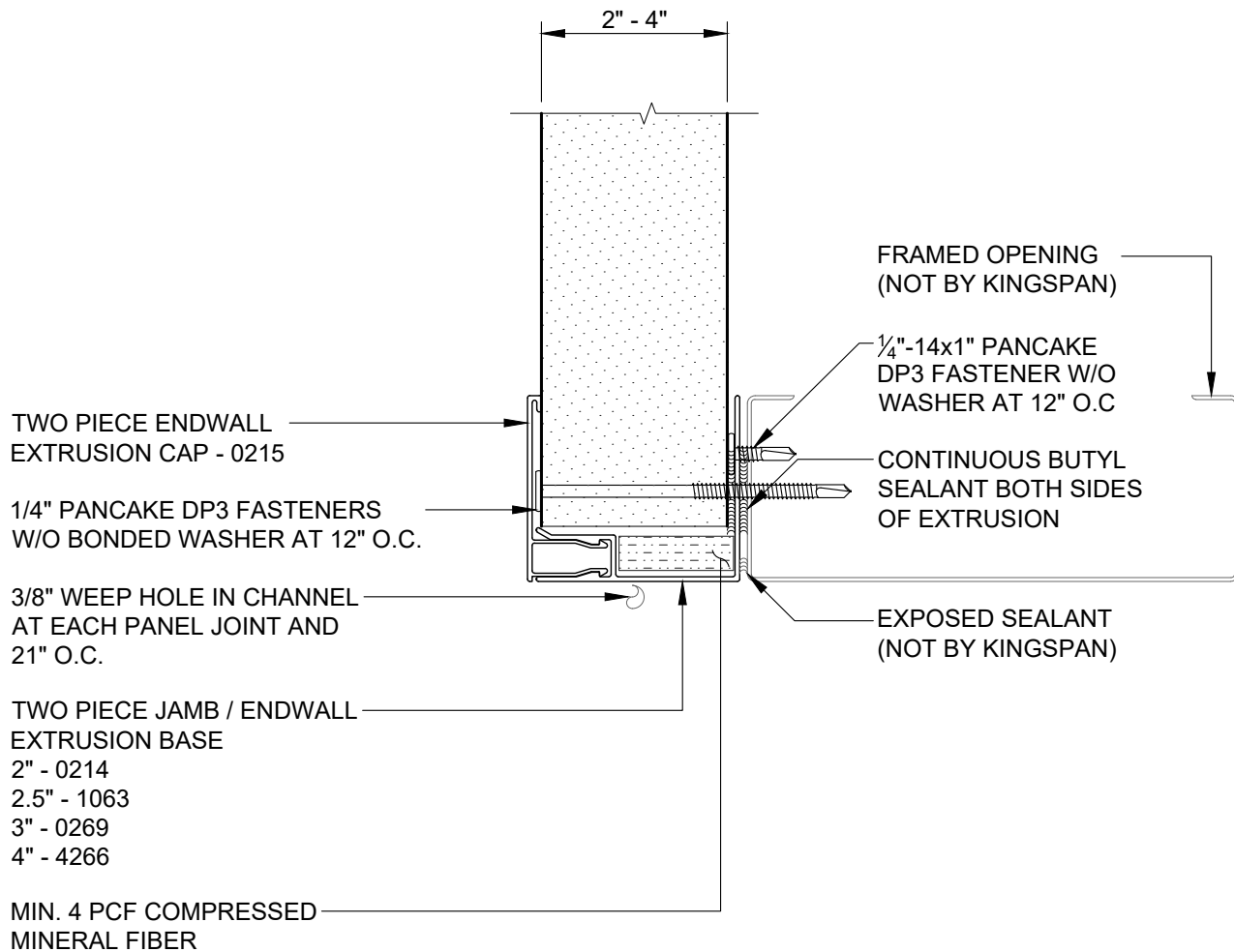
RELEASE: 2026

REGION: NORTH AMERICA

www.kingspanpanels.com



KS SERIES - HORIZONTAL INSTALLATION



| REVISION | |
|------------|---------|
| REVISION # | DATE |
| 13 | 1/30/26 |

FRAMED OPENING HEAD
W/ EXTRUSION

DETAIL #: CI-FO-03-KSH

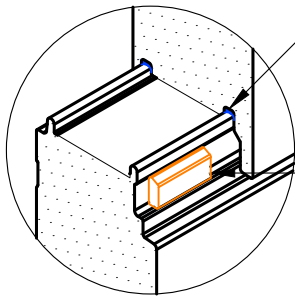
RELEASE: 2026

REGION: NORTH AMERICA

www.kingspanpanels.com



KS SERIES - HORIZONTAL INSTALLATION



FIELD OR FACTORY
APPLIED BUTYL
SEALANT IN PANEL
JOINT(S)

KS JOINT FILLER
GASKET INSTALLED
IN JOINT CAVITY

1/4"-14x1" PANCAKE DP3
FASTENER W/O WASHER
AT 12" O.C.

CONTINUOUS BUTYL
SEALANT

JAMB TRIM W/ POP ②
RIVETS AT 8" O.C.

CONTINUOUS BUTYL
SEALANT BETWEEN TRIMS

FRAMED OPENING
(NOT BY KINGSPAN)

CONTINUOUS BUTYL SEALANT
BOTH SIDES OF FLASHING W/
MARRIAGE BEAD TO JOINT
FILLER GASKET

① CAP TRIM W/ 1/4"-14x1"
PANCAKE DP3 FASTENER
W/O WASHER AT 12" O.C.

FIELD OR FACTORY APPLIED
CONTINUOUS BUTYL SEALANT
AT ALL INTERIOR JOINTS

2" - 6"

12 GA. STAINLESS STEEL
HIDDEN FASTENER CLIP
(1 PER PANEL, PER SUPPORT)
SET CLIP IN BUTYL SEALANT

(2) 1/4" HWH DP3 FASTENERS
W/O BONDED WASHER PER
CLIP

CONTINUOUS BUTYL
SEALANT

KS JOINT FILLER GASKET
14174

TRIM INSTALLATION SEQUENCE:

- ① INSTALL INTERIOR CAP TRIM AND ALL APPLICABLE SEALANTS
PRIOR TO INSTALLING THE PANEL AND CLIP FASTENERS
- ② INSTALL JAMB TRIM

REVISION

| REVISION # | DATE |
|------------|---------|
| 13 | 1/30/26 |

FRAMED OPENING JAMB
W/ FLAT TRIM

DETAIL #: CI-FO-04-KSH

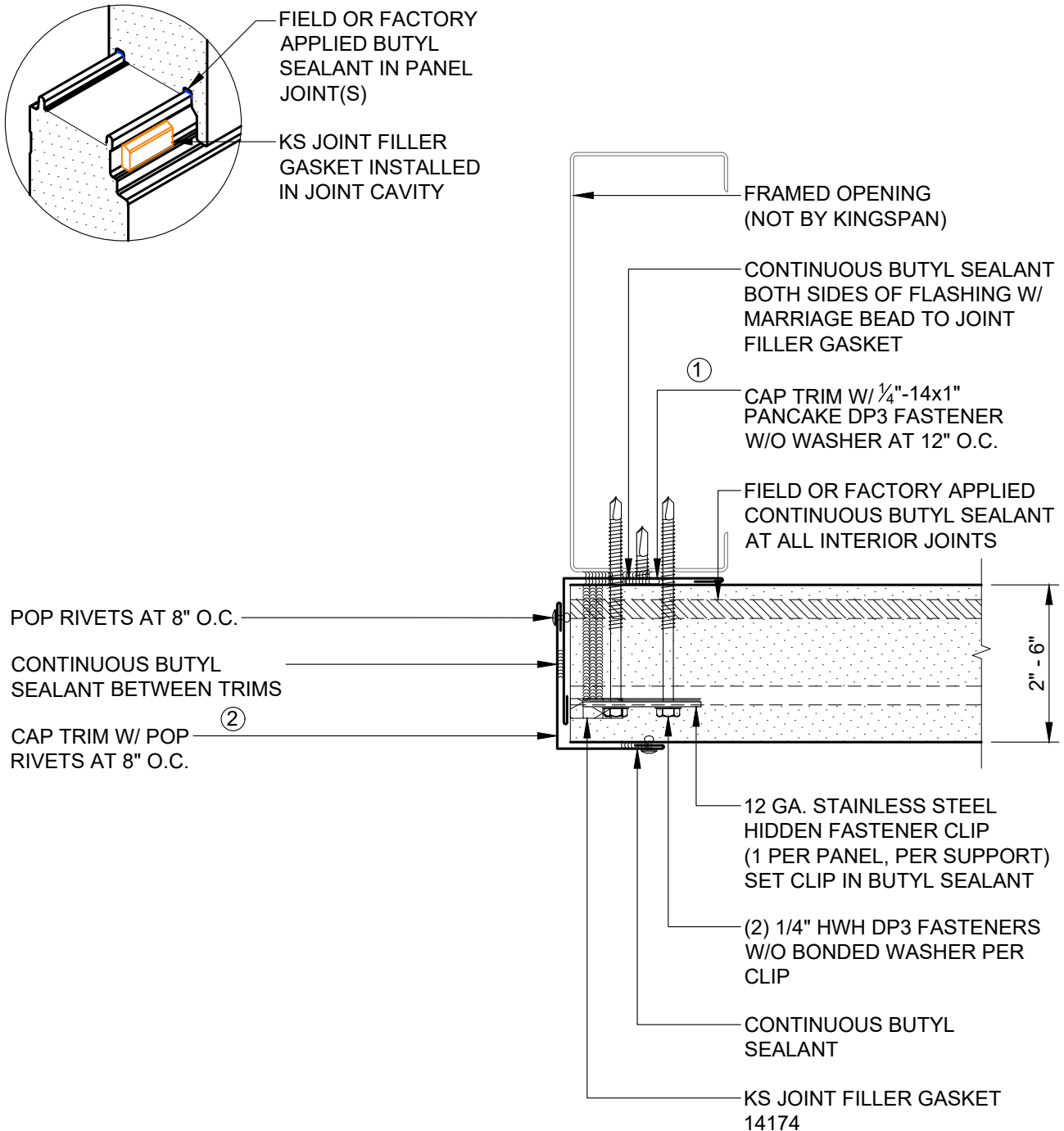
RELEASE: 2026

REGION: NORTH AMERICA

www.kingspanpanels.com



KS SERIES - HORIZONTAL INSTALLATION



TRIM INSTALLATION SEQUENCE:

- ① INSTALL INTERIOR CAP TRIM AND ALL APPLICABLE SEALANTS PRIOR TO INSTALLING THE PANEL AND CLIP FASTENERS
- ② INSTALL EXTERIOR CAP TRIM

REVISION

| REVISION # | DATE |
|------------|---------|
| 13 | 1/30/26 |

FRAMED OPENING JAMB
W/ 2-PIECE TRIM

DETAIL #: CI-FO-05-KSH

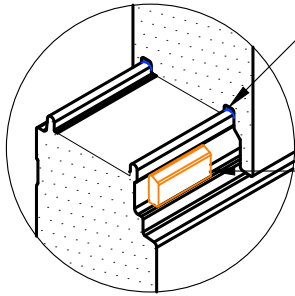
RELEASE: 2026

REGION: NORTH AMERICA

www.kingspanpanels.com



KS SERIES - HORIZONTAL INSTALLATION



FIELD OR FACTORY
APPLIED BUTYL
SEALANT IN PANEL
JOINT(S)

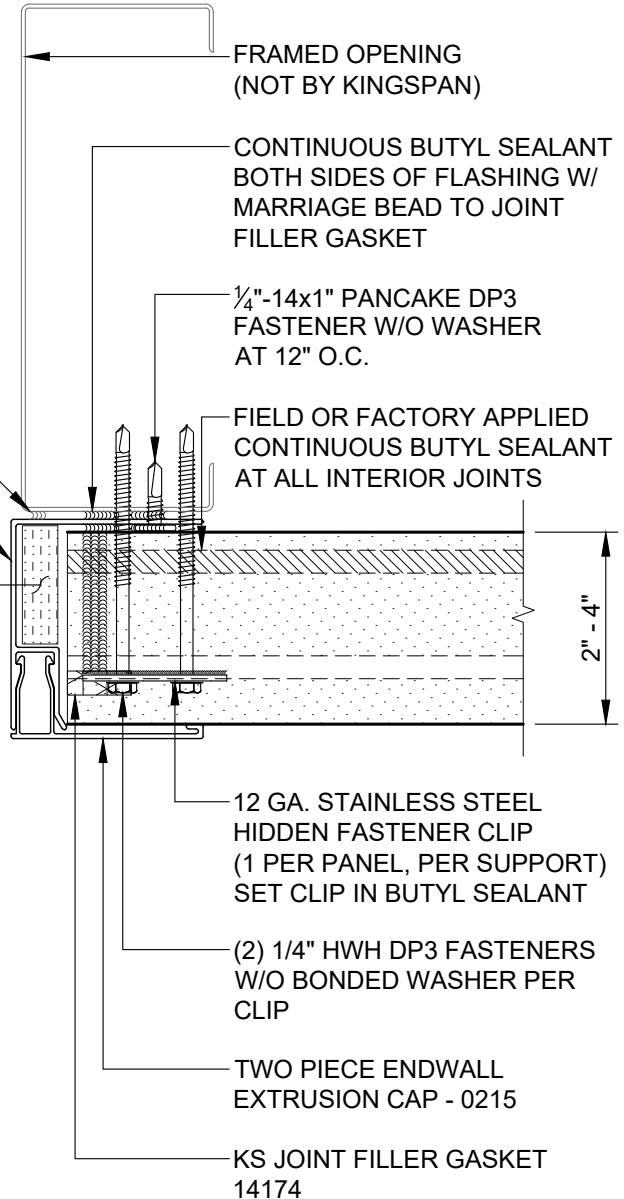
KS JOINT FILLER
GASKET INSTALLED
IN JOINT CAVITY

EXPOSED SEALANT
(NOT BY KINGSPAN)

TWO PIECE JAMB /
ENDWALL EXTRUSION
BASE

2" - 0214
2.5" - 1063
3" - 0269
4" - 4266

MIN. 4 PCF COMPRESSED
MINERAL FIBER



FRAMED OPENING
(NOT BY KINGSPAN)

CONTINUOUS BUTYL SEALANT
BOTH SIDES OF FLASHING W/
MARRIAGE BEAD TO JOINT
FILLER GASKET

1/4"-14x1" PANCAKE DP3
FASTENER W/O WASHER
AT 12" O.C.

FIELD OR FACTORY APPLIED
CONTINUOUS BUTYL SEALANT
AT ALL INTERIOR JOINTS

12 GA. STAINLESS STEEL
HIDDEN FASTENER CLIP
(1 PER PANEL, PER SUPPORT)
SET CLIP IN BUTYL SEALANT

(2) 1/4" HWH DP3 FASTENERS
W/O BONDED WASHER PER
CLIP

TWO PIECE ENDWALL
EXTRUSION CAP - 0215

KS JOINT FILLER GASKET
14174

REVISION

| REVISION # | DATE |
|------------|---------|
| 13 | 1/30/26 |

FRAMED OPENING JAMB
W/ EXTRUSION

DETAIL #: CI-FO-06-KSH

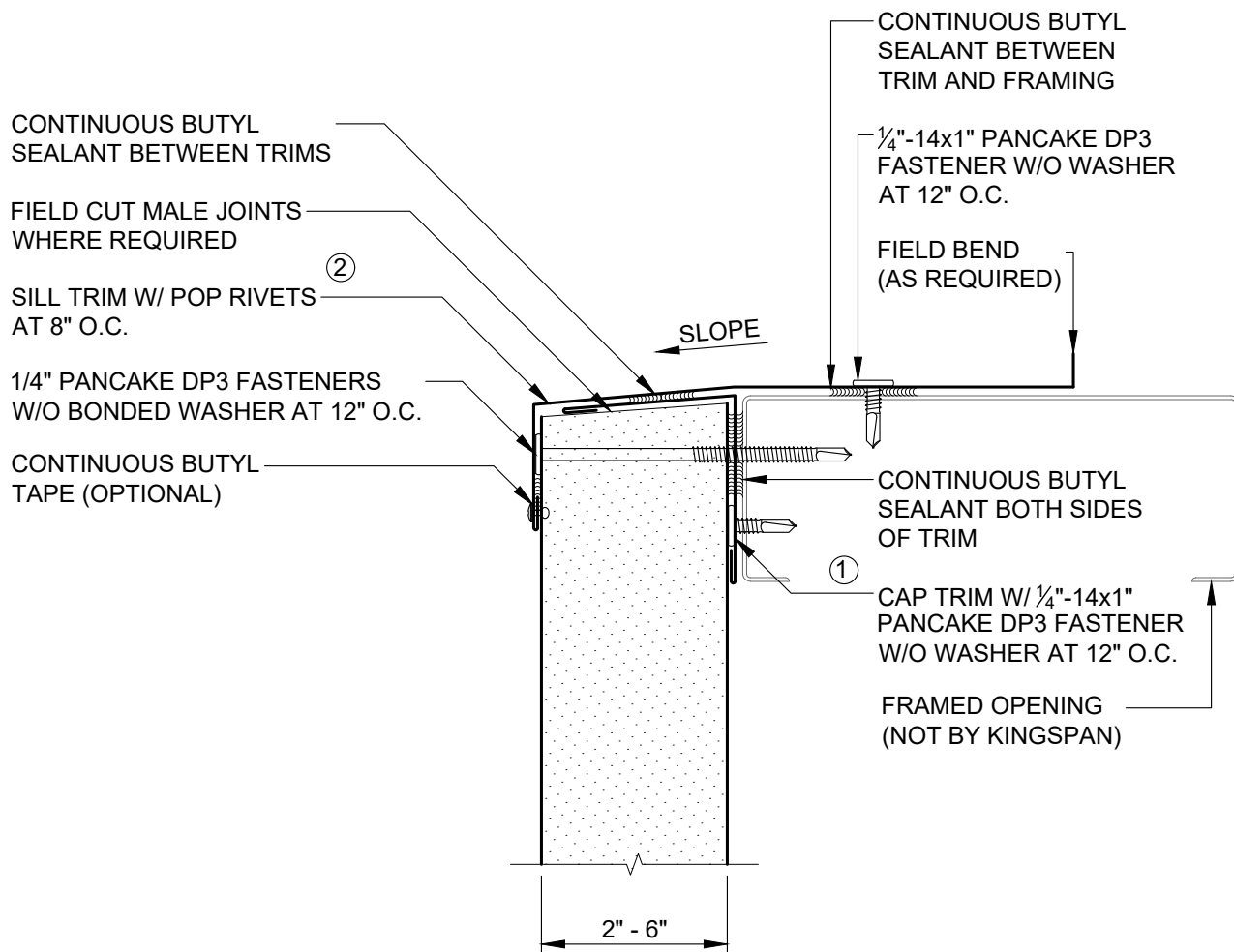
RELEASE: 2026

REGION: NORTH AMERICA

www.kingspanpanels.com



KS SERIES - HORIZONTAL INSTALLATION



TRIM INSTALLATION SEQUENCE:

- ① INSTALL INTERIOR CAP TRIM AND ALL APPLICABLE SEALANTS PRIOR TO INSTALLING THE PANEL AND THROUGH FASTENERS
- ② INSTALL SILL TRIM

REVISION

| REVISION # | DATE |
|------------|---------|
| 13 | 1/30/26 |

FRAMED OPENING SILL
W/ TRIM

DETAIL #: CI-FO-07-KSH

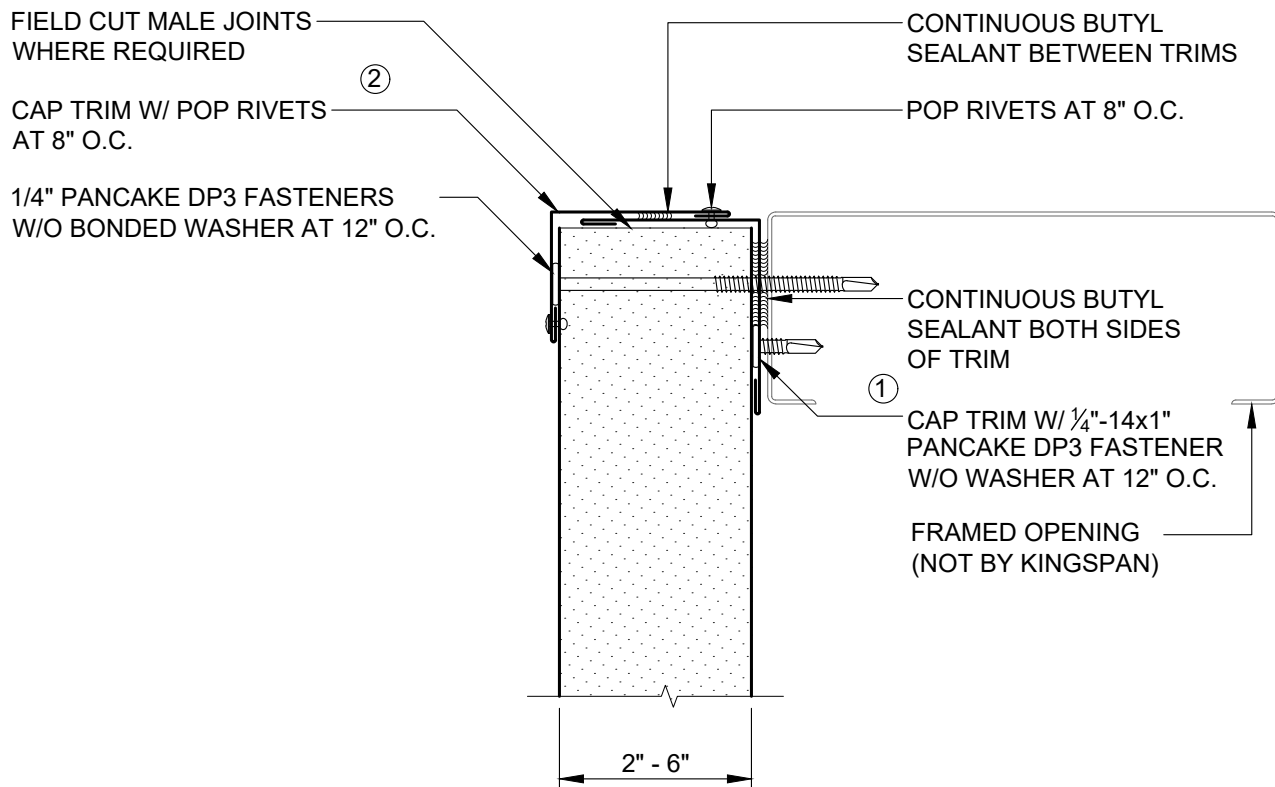
RELEASE: 2026

REGION: NORTH AMERICA

www.kingspanpanels.com



KS SERIES - HORIZONTAL INSTALLATION



TRIM INSTALLATION SEQUENCE:

- ① INSTALL INTERIOR CAP TRIM AND ALL APPLICABLE SEALANTS PRIOR TO INSTALLING THE PANEL AND THROUGH FASTENERS
- ② INSTALL EXTERIOR CAP TRIM

REVISION

| REVISION # | DATE |
|------------|---------|
| 13 | 1/30/26 |

FRAMED OPENING SILL
W/ 2-PIECE TRIM

DETAIL #: CI-FO-08-KSH

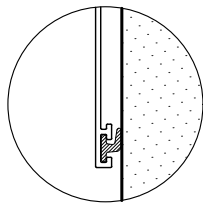
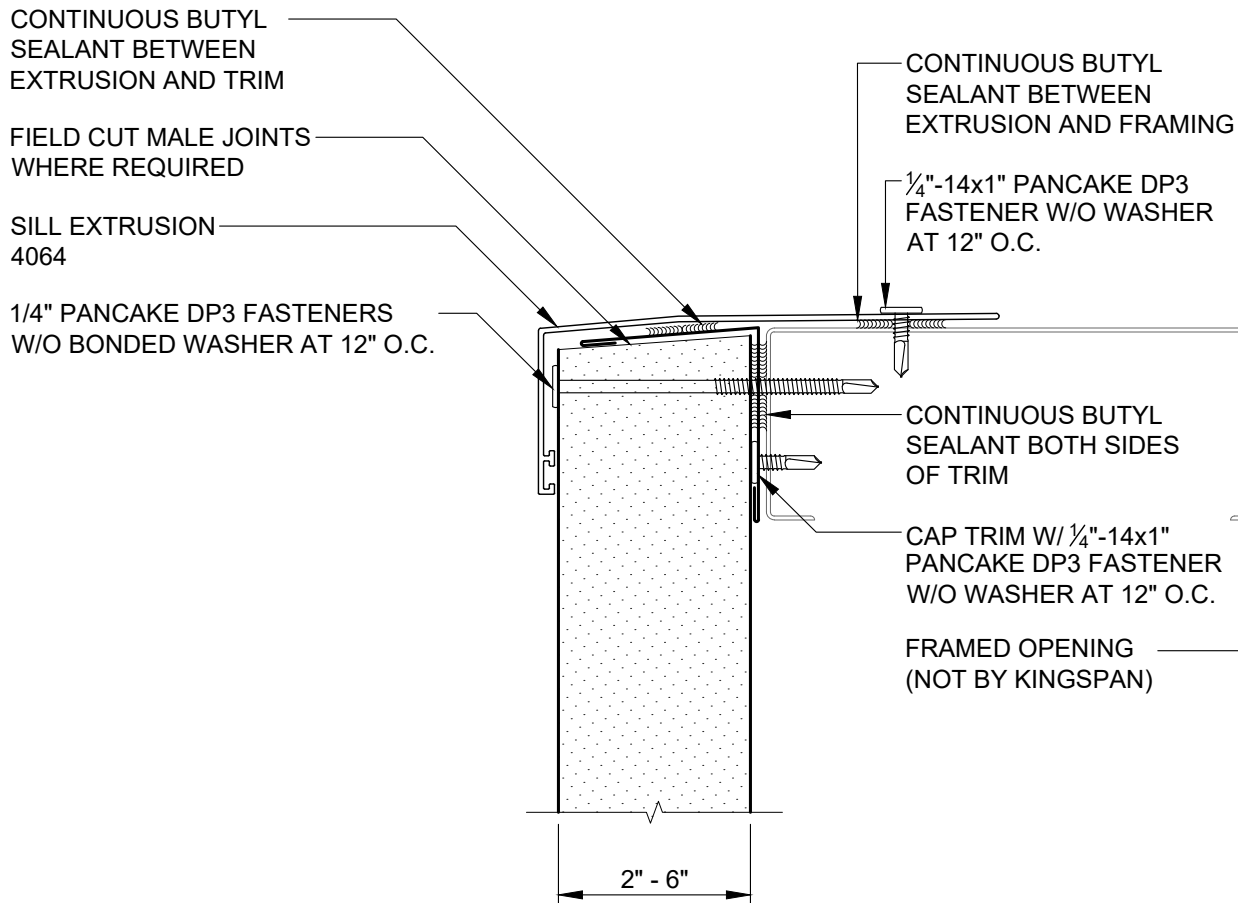
RELEASE: 2026

REGION: NORTH AMERICA

www.kingspanpanels.com



KS SERIES - HORIZONTAL INSTALLATION



OPTIONAL WIPER GASKET
(FIELD INSTALLED)

| REVISION | |
|------------|---------|
| REVISION # | DATE |
| 13 | 1/30/26 |

FRAMED OPENING SILL
W/ EXTRUSION

DETAIL #: CI-FO-09-KSH

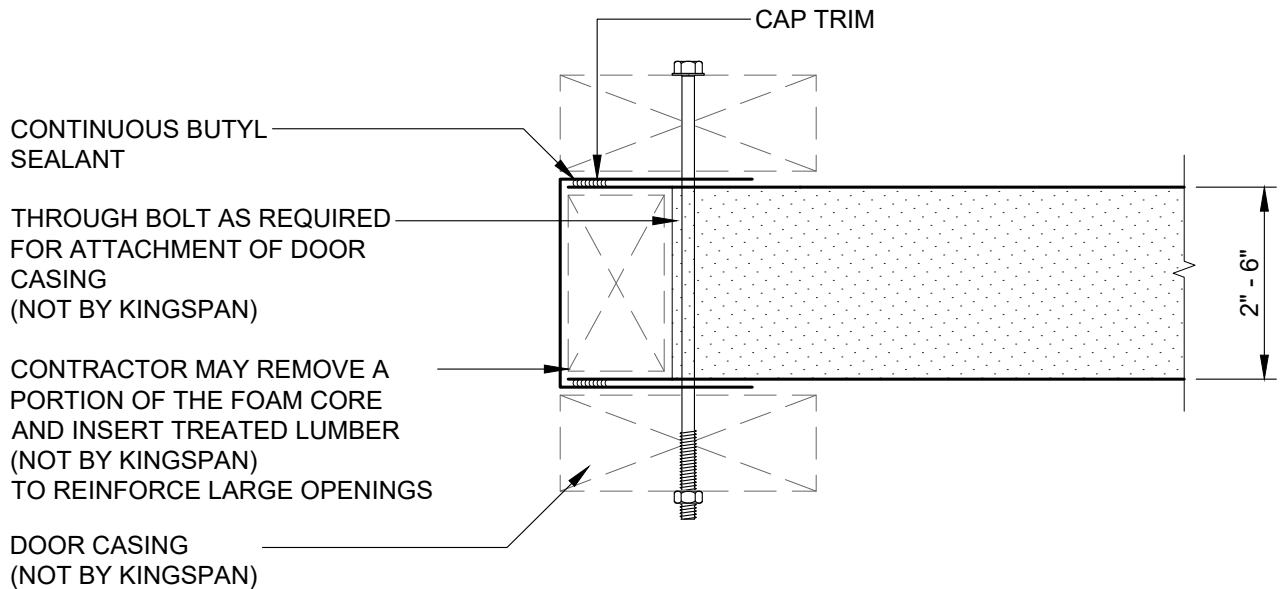
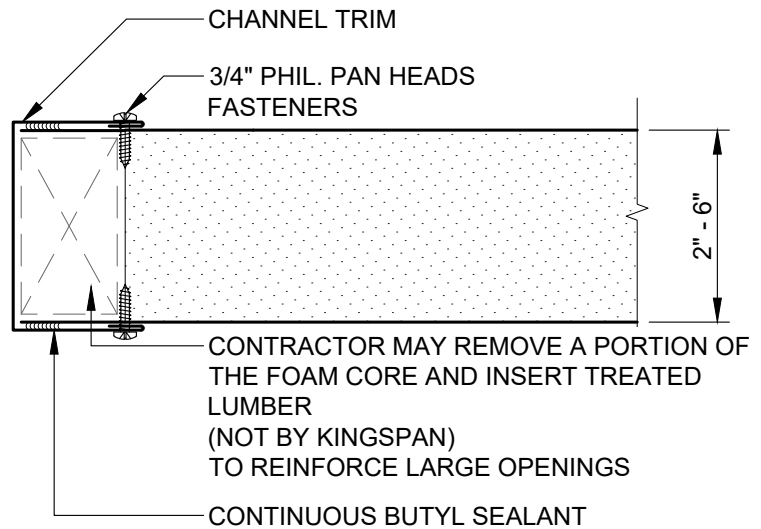
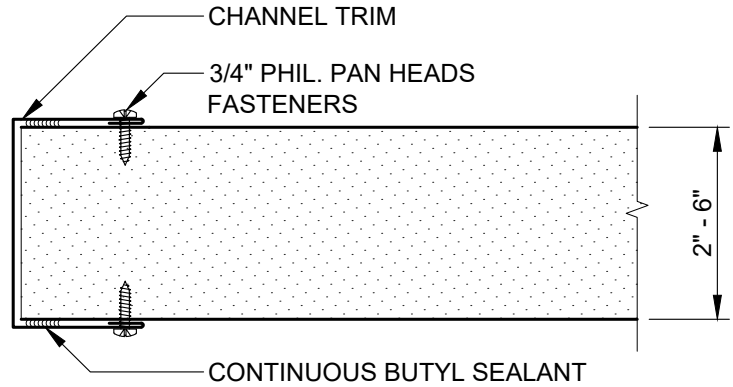
RELEASE: 2026

REGION: NORTH AMERICA

www.kingspanpanels.com



KS SERIES - HORIZONTAL INSTALLATION



| REVISION | |
|------------|---------|
| REVISION # | DATE |
| 13 | 1/30/26 |

FRAMED OPENING
INTERIOR PARTITION

DETAIL #: CI-FO-10-KSH

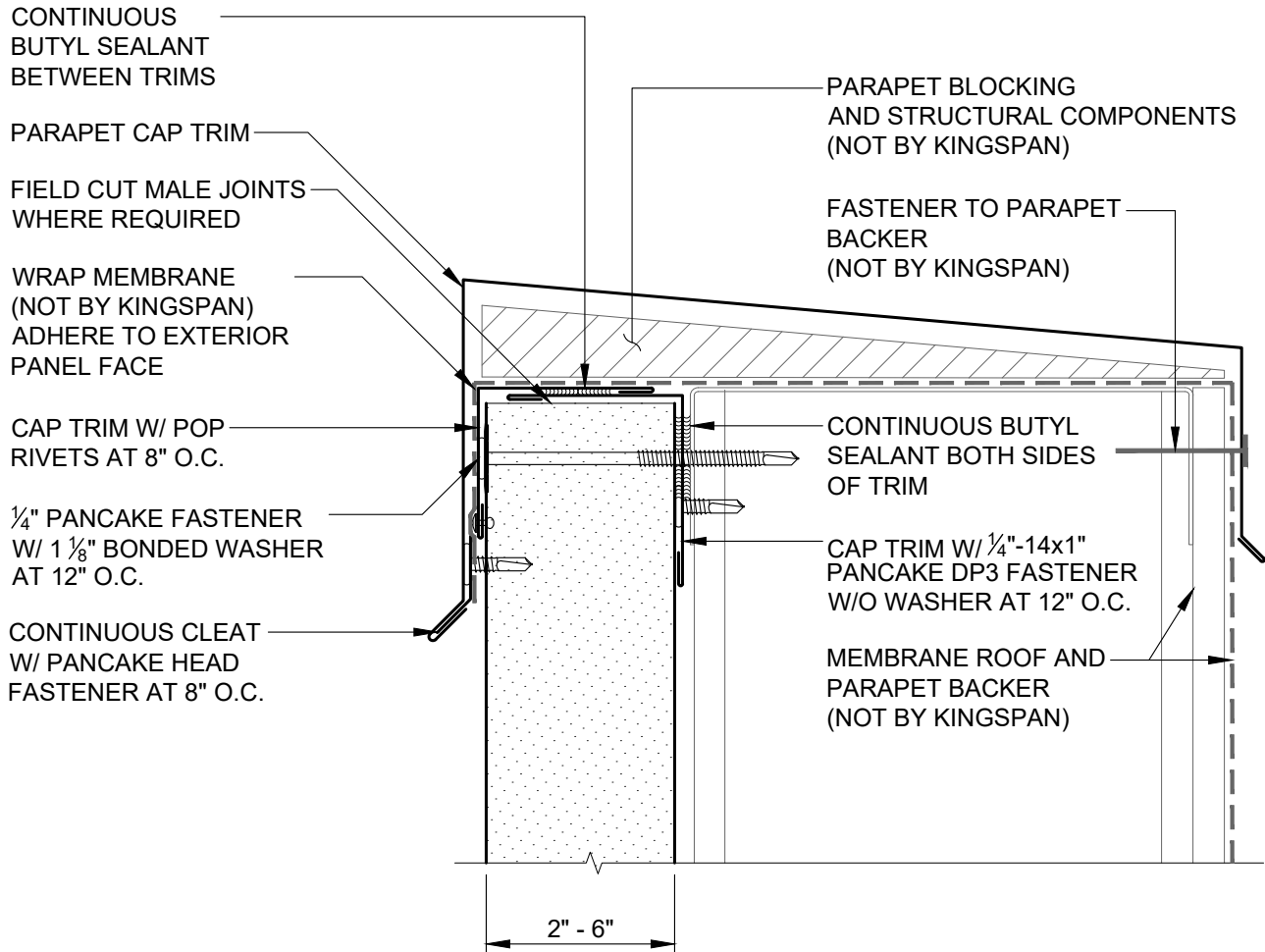
RELEASE: 2026

REGION: NORTH AMERICA

www.kingspanpanels.com



KS SERIES - HORIZONTAL INSTALLATION



| REVISION | |
|------------|---------|
| REVISION # | DATE |
| 13 | 1/30/26 |

PARAPET W/ FLUSH TRIM
FIELD CUT PANEL

DETAIL #: CI-PR-01-KSH

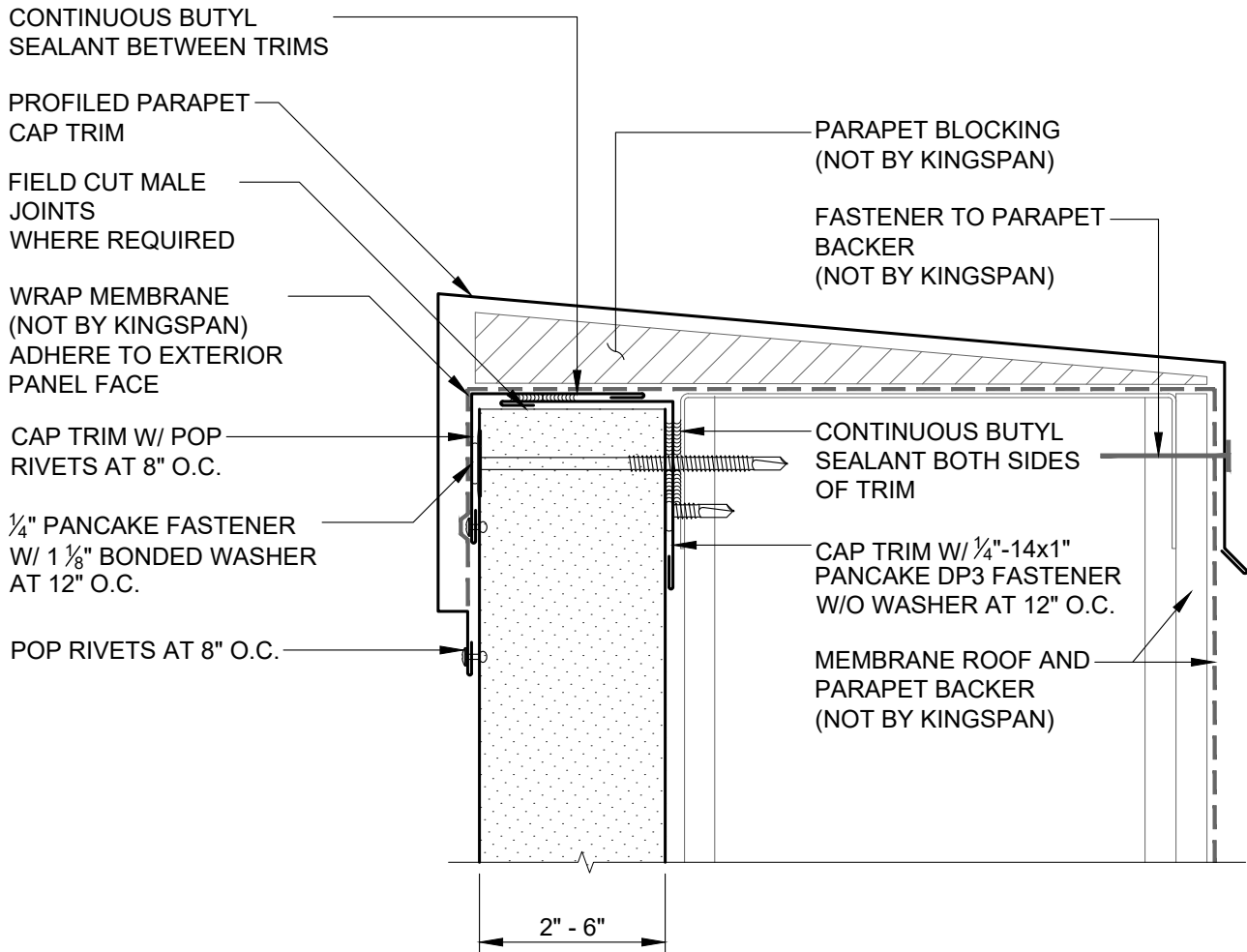
RELEASE: 2026

REGION: NORTH AMERICA

www.kingspanpanels.com



KS SERIES - HORIZONTAL INSTALLATION



| REVISION | |
|------------|---------|
| REVISION # | DATE |
| 13 | 1/30/26 |

PARAPET W/ PROFILED TRIM
FIELD CUT PANEL

DETAIL #: CI-PR-02-KSH

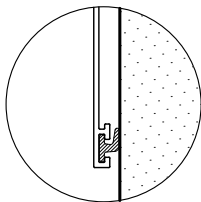
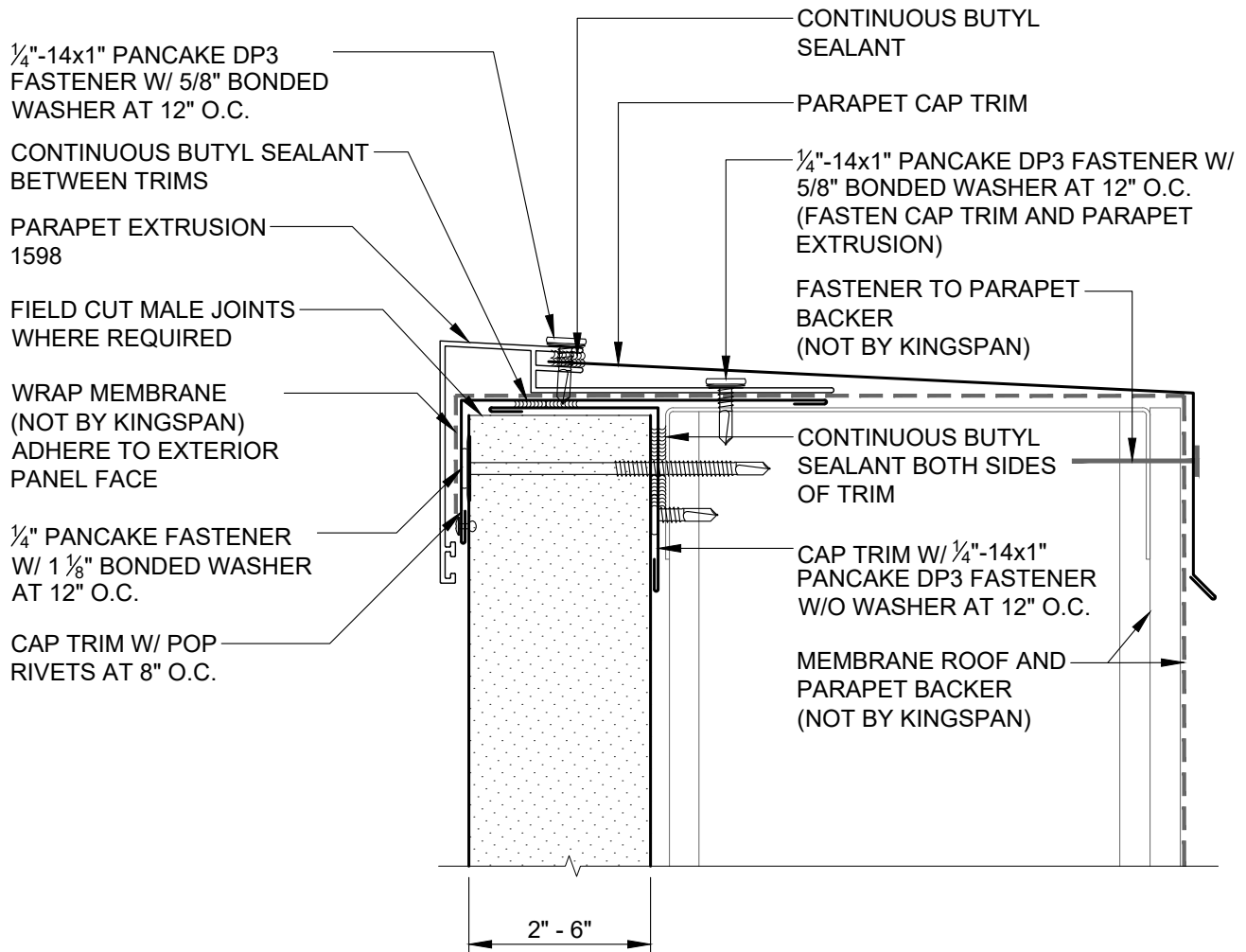
RELEASE: 2026

REGION: NORTH AMERICA

www.kingspanpanels.com



KS SERIES - HORIZONTAL INSTALLATION



OPTIONAL WIPER GASKET
(FIELD INSTALLED)

| REVISION | |
|------------|---------|
| REVISION # | DATE |
| 13 | 1/30/26 |

PARAPET W/ EXTRUSION
FIELD CUT PANEL

DETAIL #: CI-PR-03-KSH

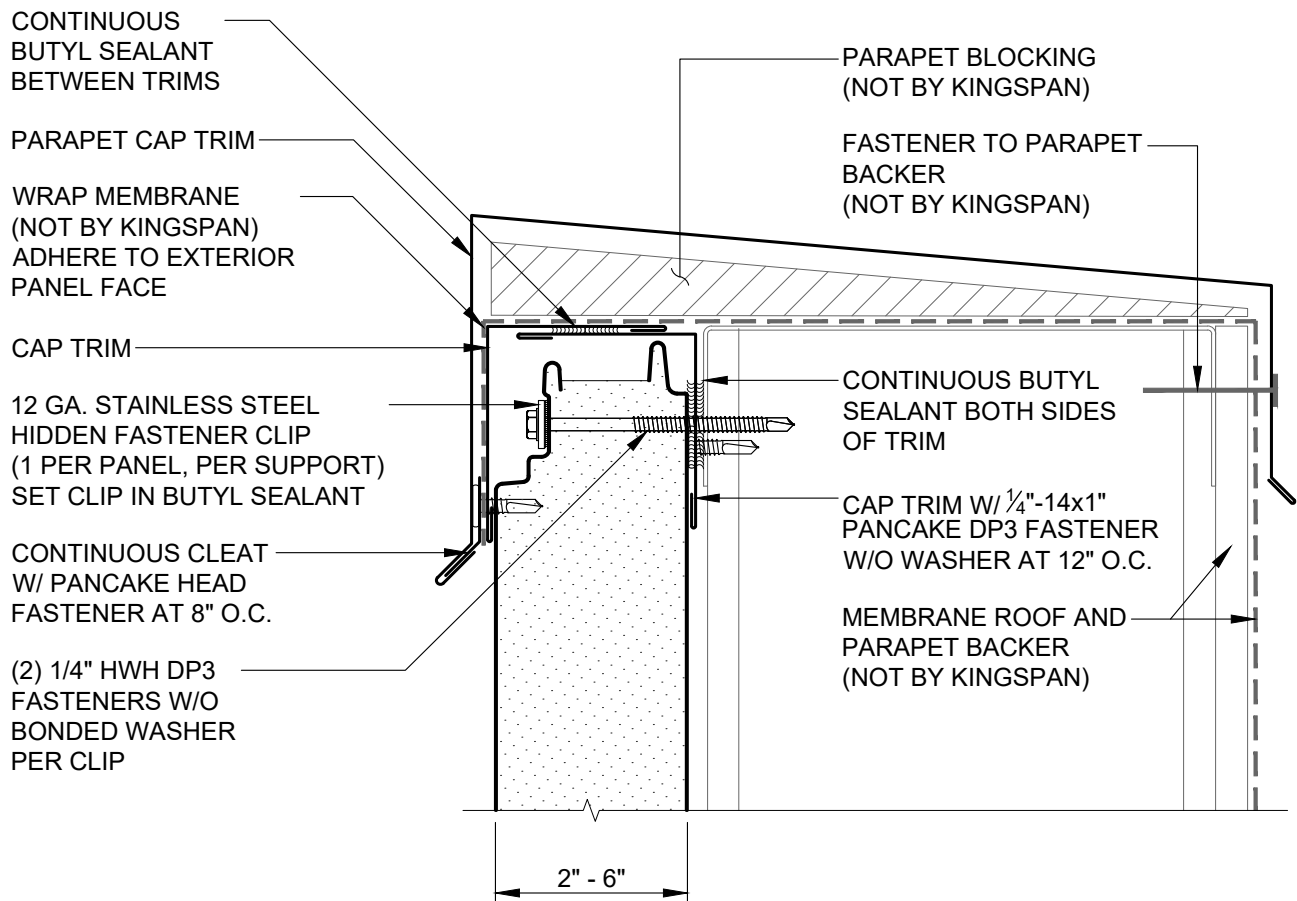
RELEASE: 2026

REGION: NORTH AMERICA

www.kingspanpanels.com



KS SERIES - HORIZONTAL INSTALLATION



| REVISION | |
|------------|---------|
| REVISION # | DATE |
| 13 | 1/30/26 |

PARAPET W/ FLUSH TRIM
PANEL JOINT

DETAIL #: CI-PR-04-KSH

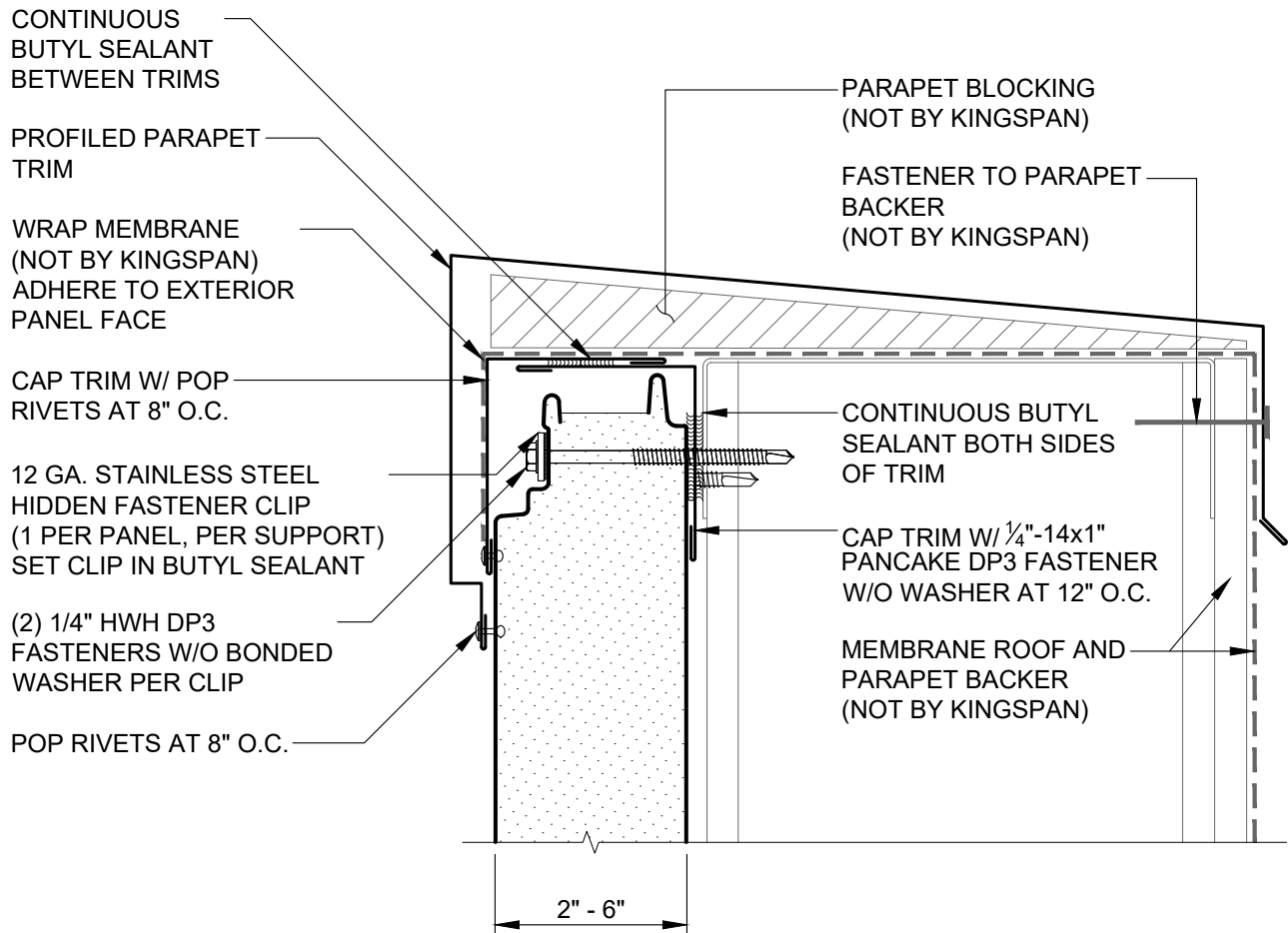
RELEASE: 2026

REGION: NORTH AMERICA

www.kingspanpanels.com



KS SERIES - HORIZONTAL INSTALLATION



| REVISION | |
|------------|---------|
| REVISION # | DATE |
| 13 | 1/30/26 |

PARAPET W/ PROFILED TRIM
PANEL JOINT

DETAIL #: CI-PR-05-KSH

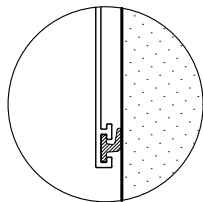
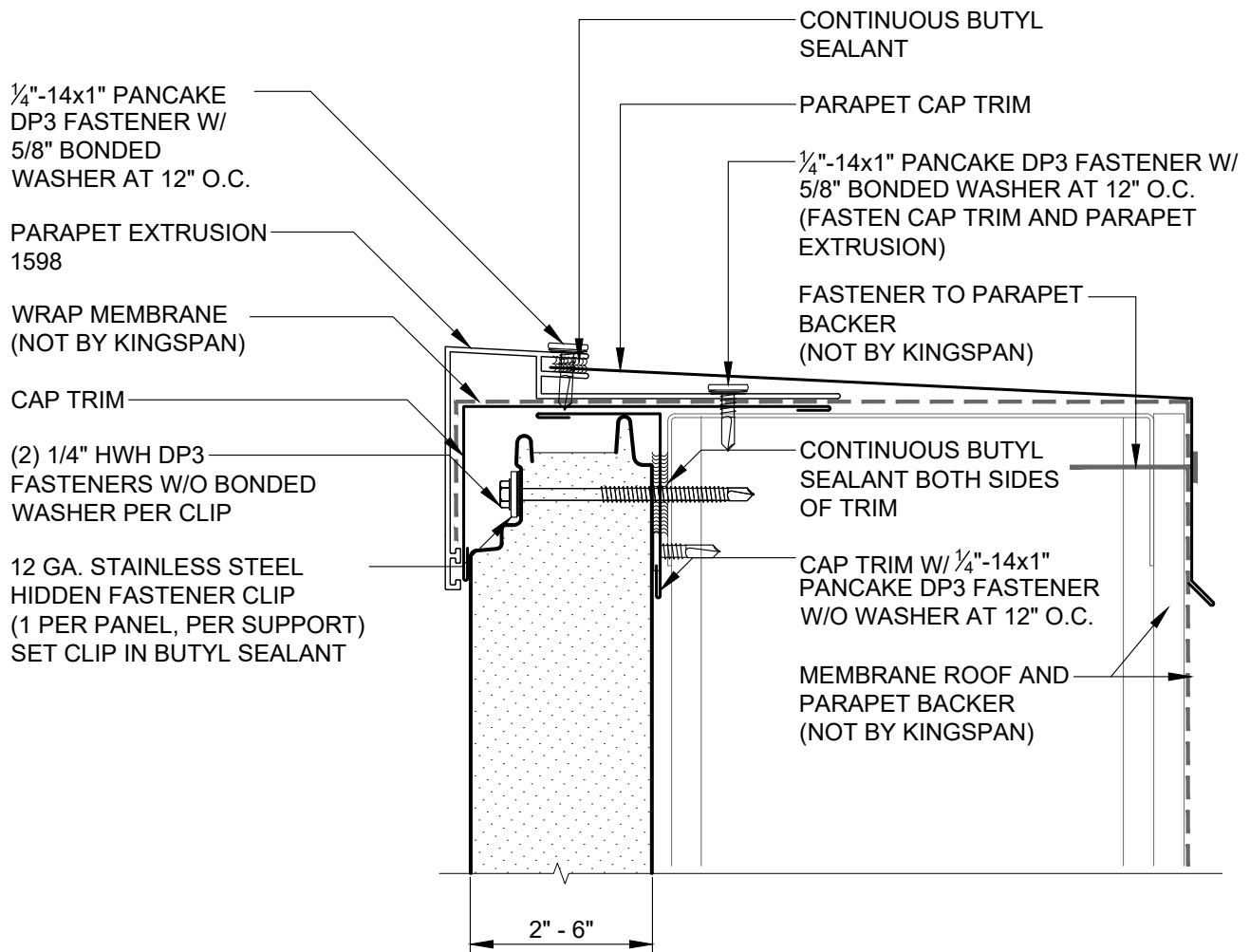
RELEASE: 2026

REGION: NORTH AMERICA

www.kingspanpanels.com



KS SERIES - HORIZONTAL INSTALLATION



OPTIONAL WIPER GASKET (FIELD INSTALLED)

| REVISION | |
|------------|---------|
| REVISION # | DATE |
| 13 | 1/30/26 |

PARAPET W/ EXTRUSION
PANEL JOINT

DETAIL #: CI-PR-06-KSH

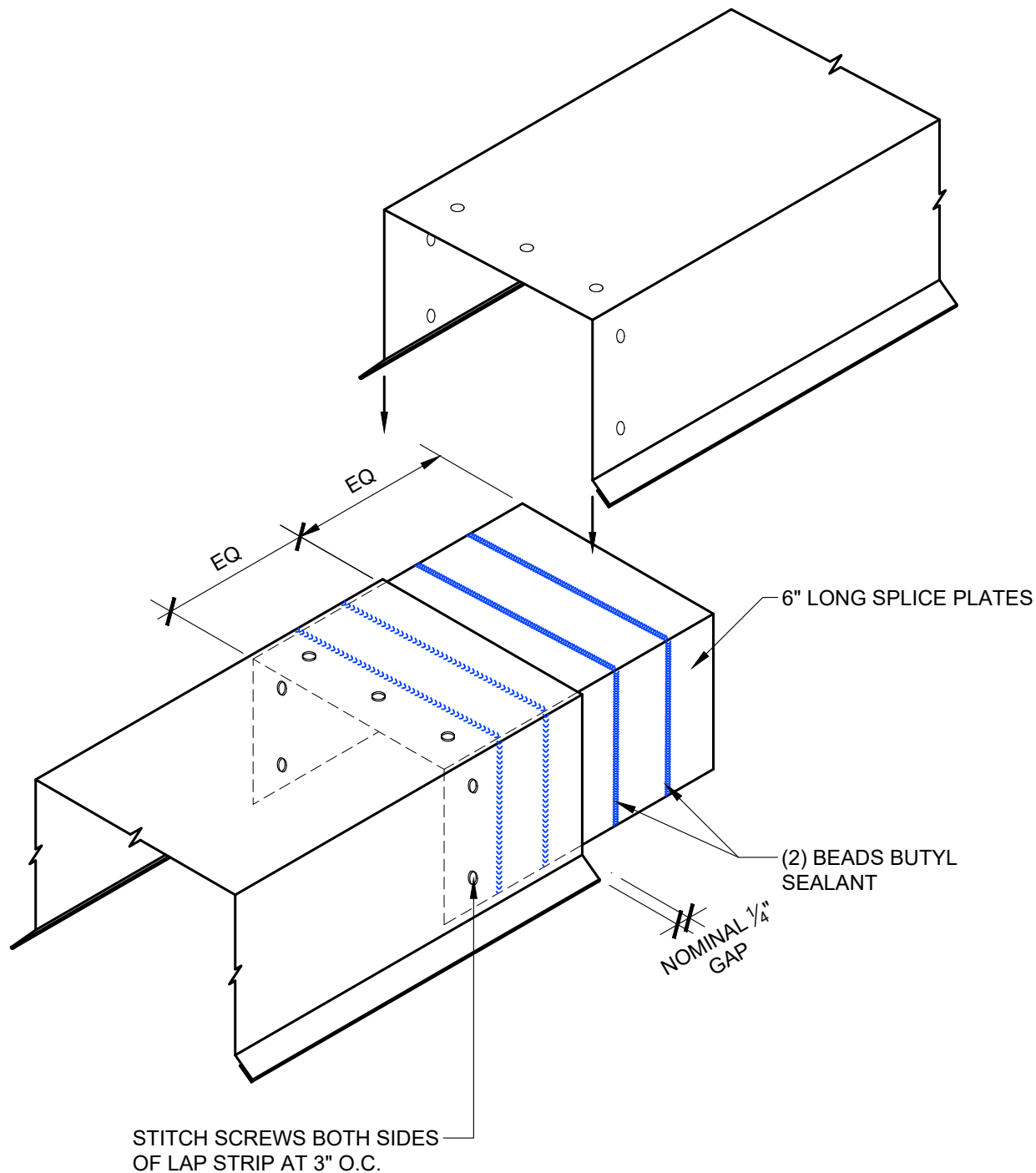
RELEASE: 2026

REGION: NORTH AMERICA

www.kingspanpanels.com



KS SERIES - HORIZONTAL INSTALLATION



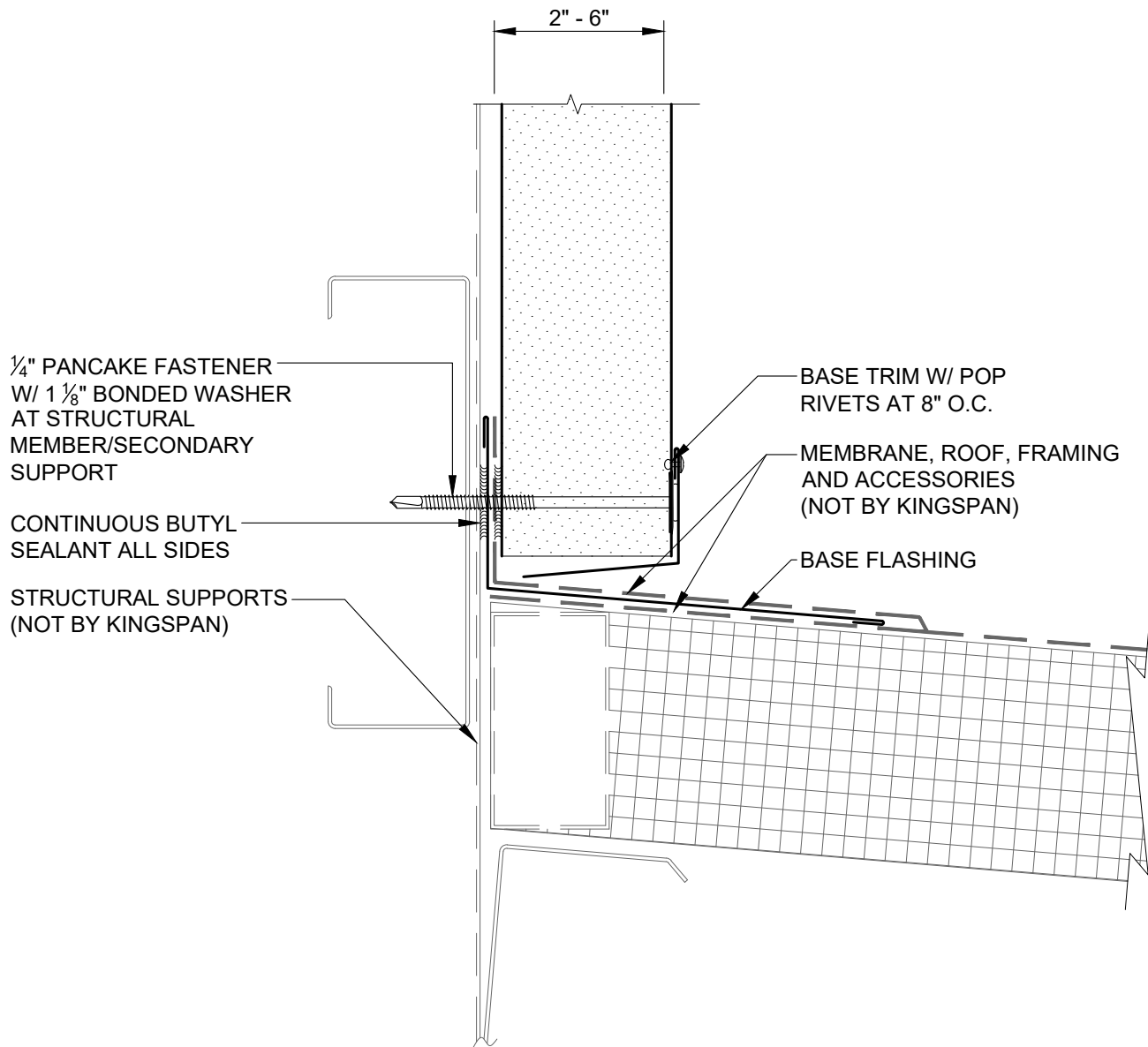
| REVISION | |
|------------|---------|
| REVISION # | DATE |
| 13 | 1/30/26 |

PARAPET
LAP STRIP INSTALLATION

DETAIL #: CI-PR-07-KSH
RELEASE: 2026
REGION: NORTH AMERICA
www.kingspanpanels.com



KS SERIES - HORIZONTAL INSTALLATION



| REVISION | |
|------------|---------|
| REVISION # | DATE |
| 13 | 1/30/26 |

WALL TO ROOF

DETAIL #: CI-WR-01-KSH

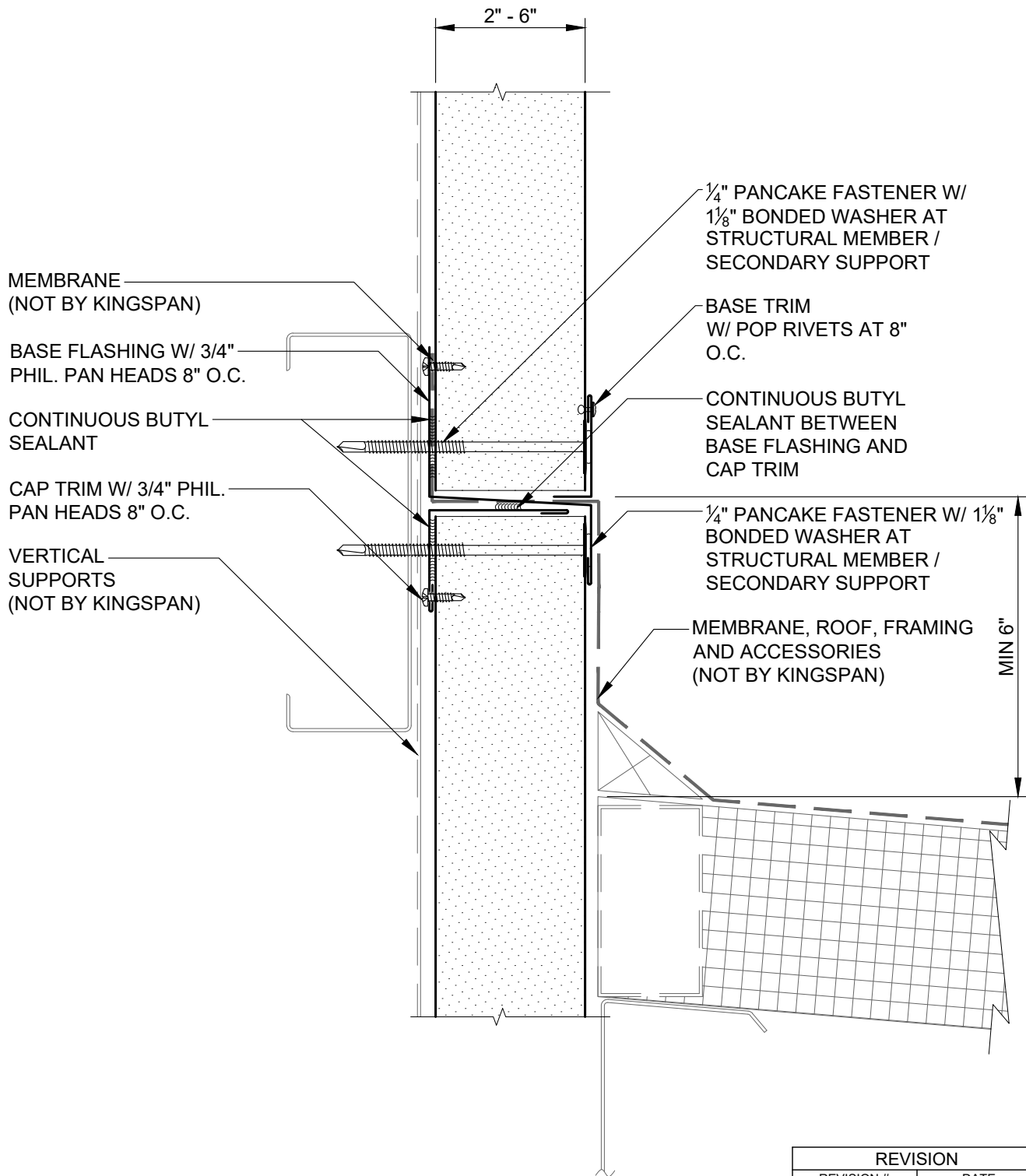
RELEASE: 2026

REGION: NORTH AMERICA

www.kingspanpanels.com



KS SERIES - HORIZONTAL INSTALLATION



| REVISION | |
|------------|---------|
| REVISION # | DATE |
| 13 | 1/30/26 |

CONTINUOUS WALL AT
ROOF / CANOPY

DETAIL #: CI-WR-02-KSH

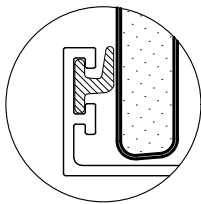
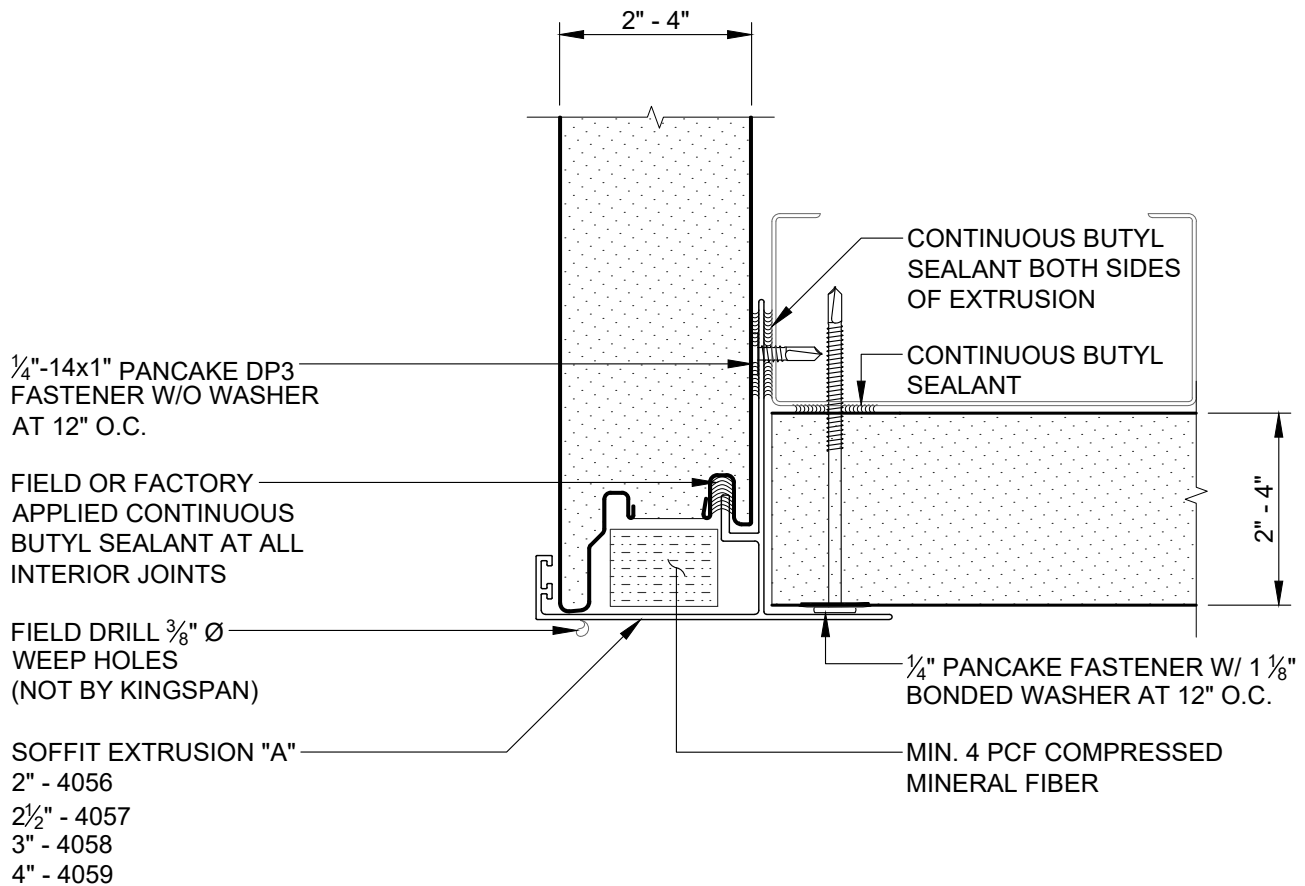
RELEASE: 2026

REGION: NORTH AMERICA

www.kingspanpanels.com



KS SERIES - HORIZONTAL INSTALLATION



OPTIONAL WIPER GASKET
(FIELD INSTALLED)

| REVISION | |
|------------|---------|
| REVISION # | DATE |
| 13 | 1/30/26 |

WALL TO SOFFIT
W/ SOFFIT EXTRUSION "A"

DETAIL #: CI-SO-01-KSH

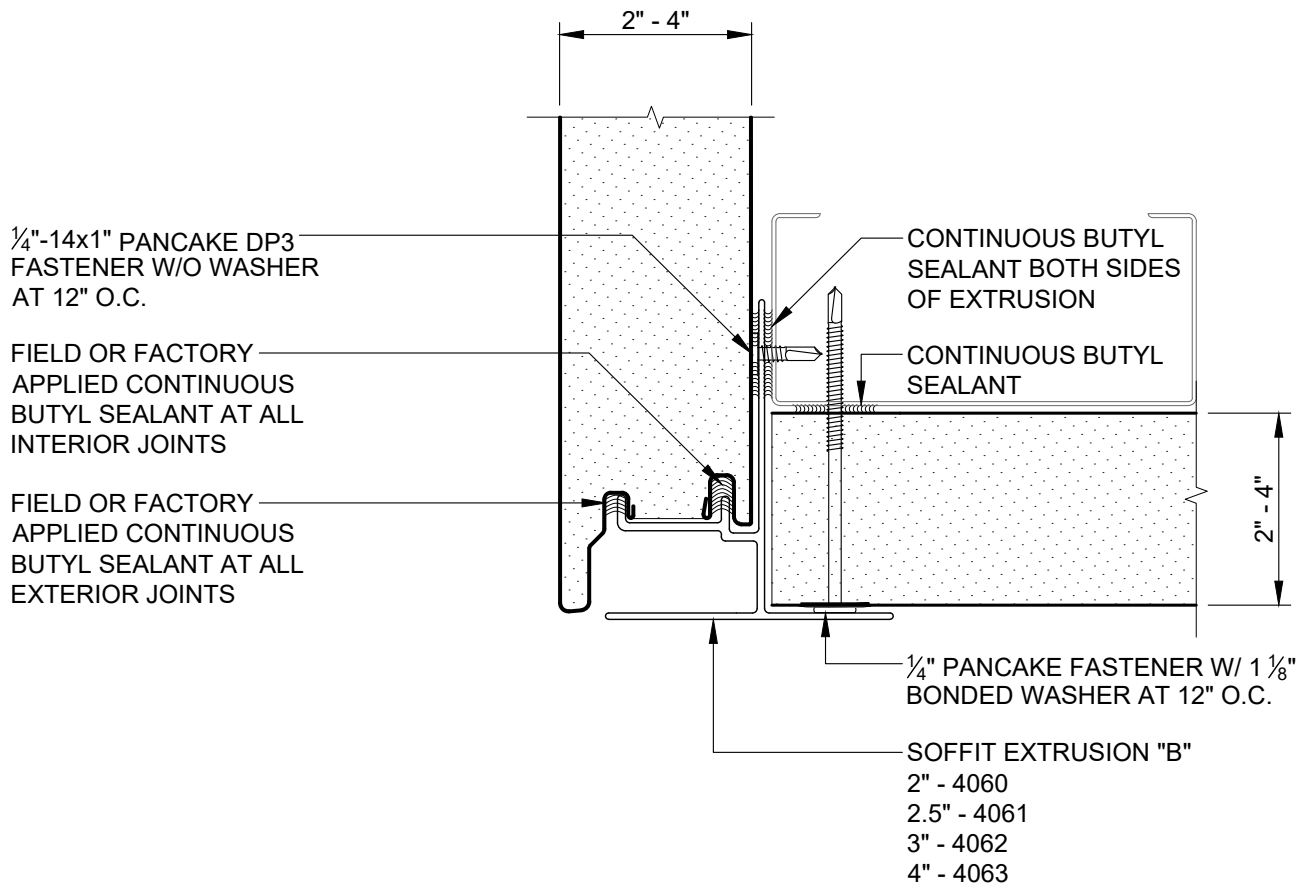
RELEASE: 2026

REGION: NORTH AMERICA

www.kingspanpanels.com



KS SERIES - HORIZONTAL INSTALLATION



| REVISION | |
|------------|---------|
| REVISION # | DATE |
| 13 | 1/30/26 |

WALL TO SOFFIT
W/ SOFFIT EXTRUSION "B"

DETAIL #: CI-SO-02-KSH

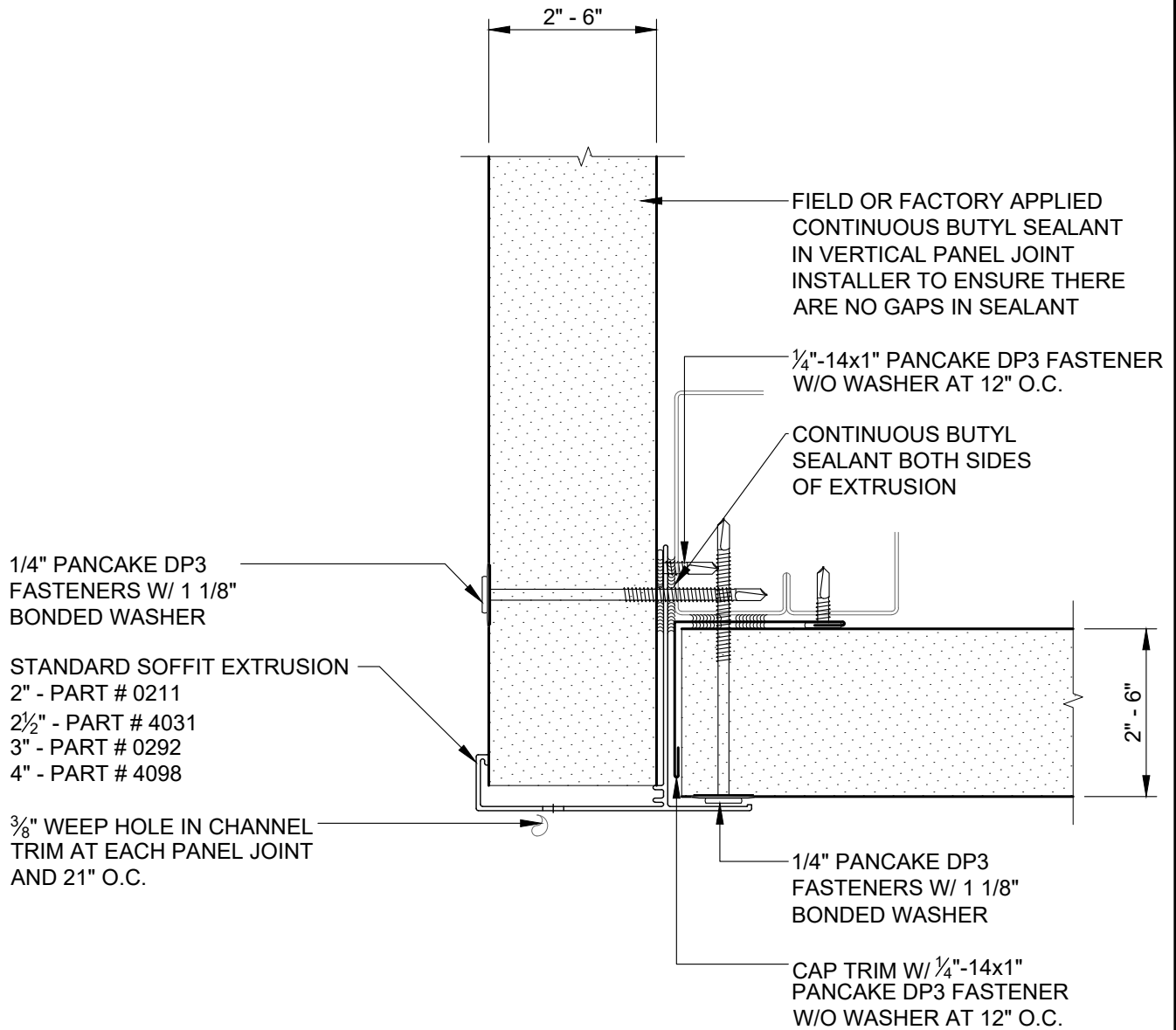
RELEASE: 2026

REGION: NORTH AMERICA

www.kingspanpanels.com



KS SERIES - HORIZONTAL INSTALLATION



| REVISION | |
|------------|---------|
| REVISION # | DATE |
| 13 | 1/30/26 |

WALL TO SOFFIT
W/ SOFFIT EXTRUSION "D"

DETAIL #: CI-SO-03-KSH

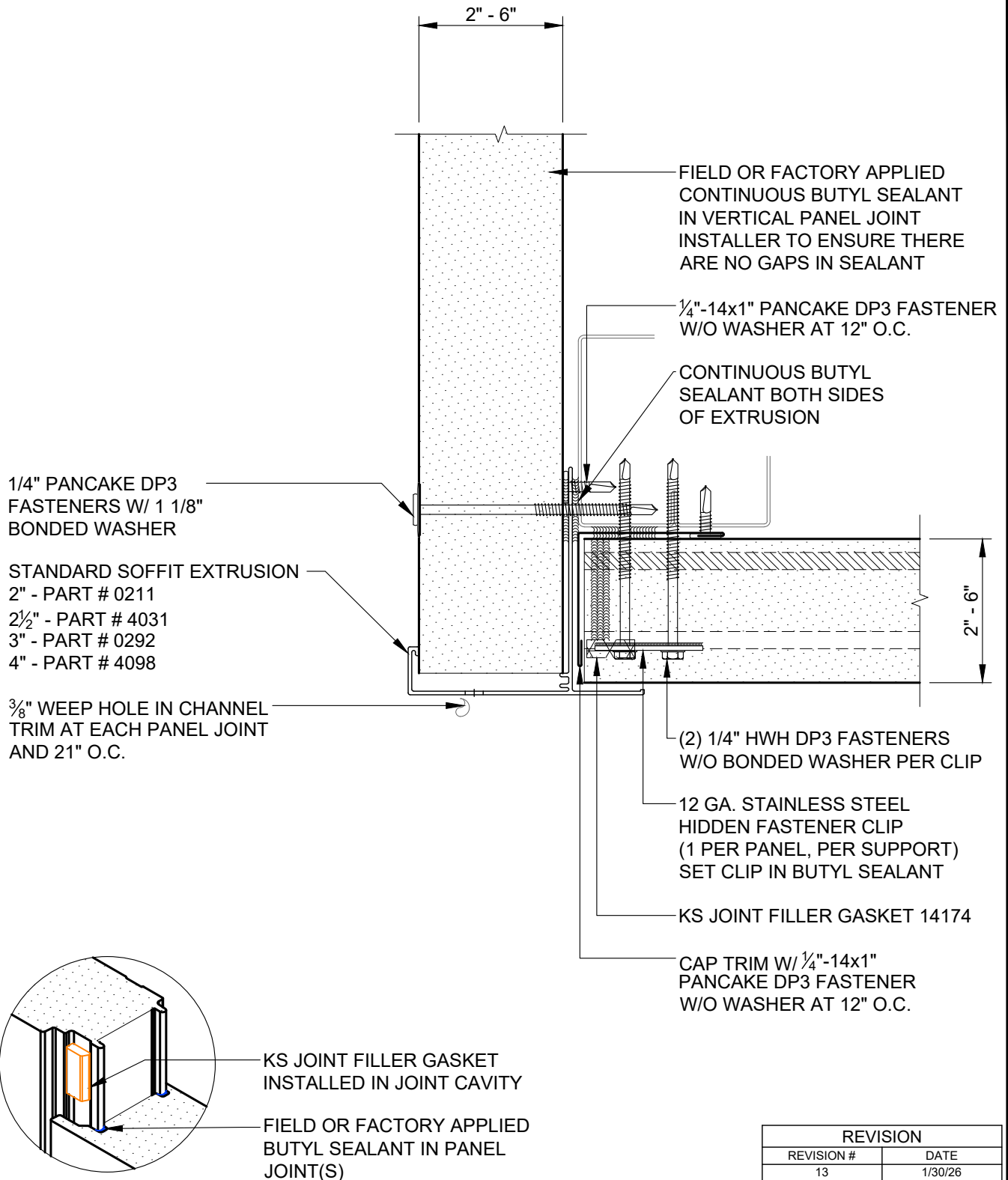
RELEASE: 2026

REGION: NORTH AMERICA

www.kingspanpanels.com



KS SERIES - HORIZONTAL INSTALLATION



WALL TO SOFFIT
W/ SOFFIT EXTRUSION "D"

DETAIL #: CI-SO-04-KSH

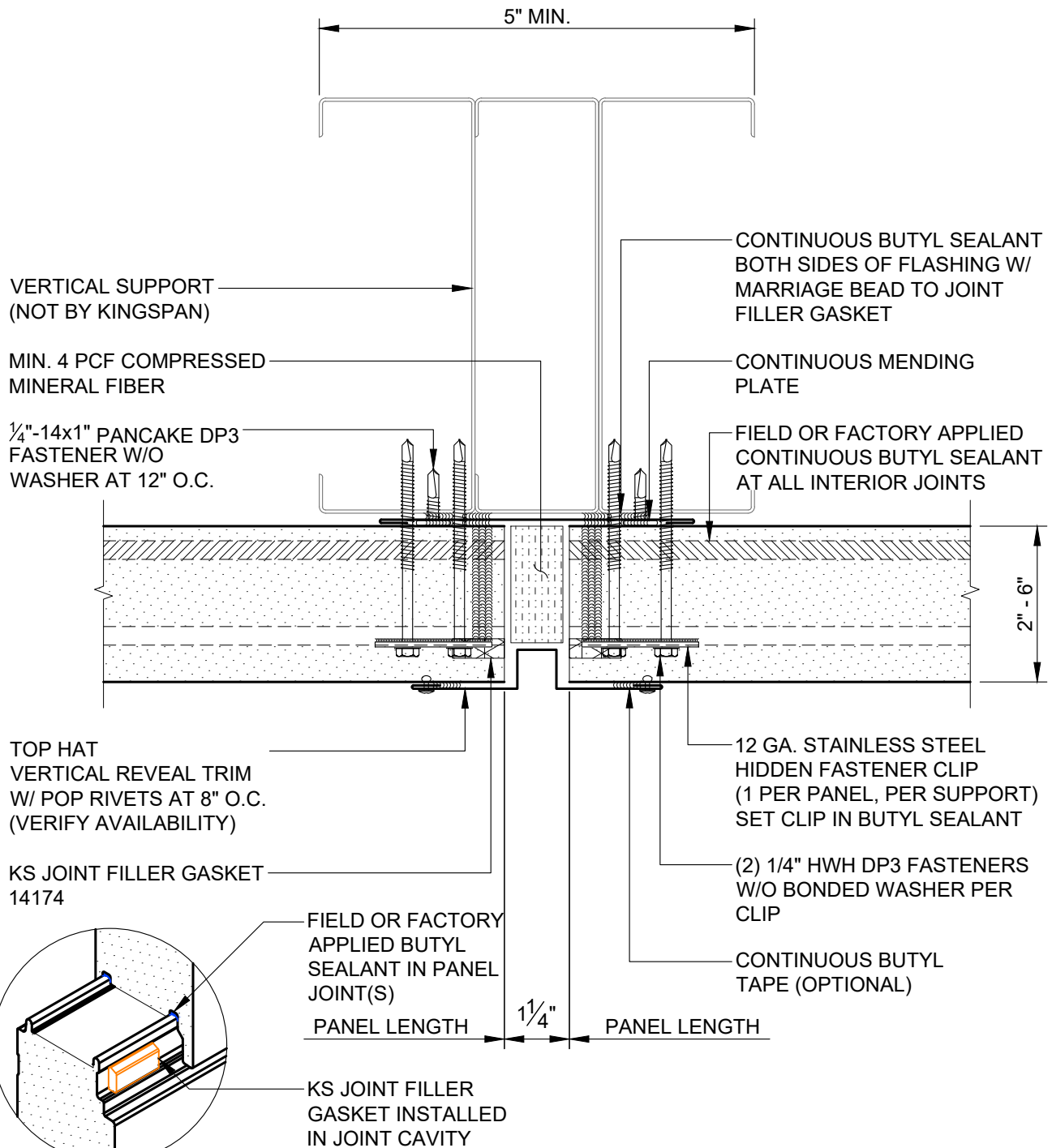
RELEASE: 2026

REGION: NORTH AMERICA

www.kingspanpanels.com



KS SERIES - HORIZONTAL INSTALLATION



NOTE: SEE INSTALLATION SEQUENCE
AT BASE CONDITION CI-VJ-08-KSH
THROUGH CI-VJ-26-KSH

| REVISION | |
|------------|---------|
| REVISION # | DATE |
| 13 | 1/30/26 |

VERTICAL JOINT
W/ 1-PC TOP HAT TRIM

DETAIL #: CI-VJ-01-KSH

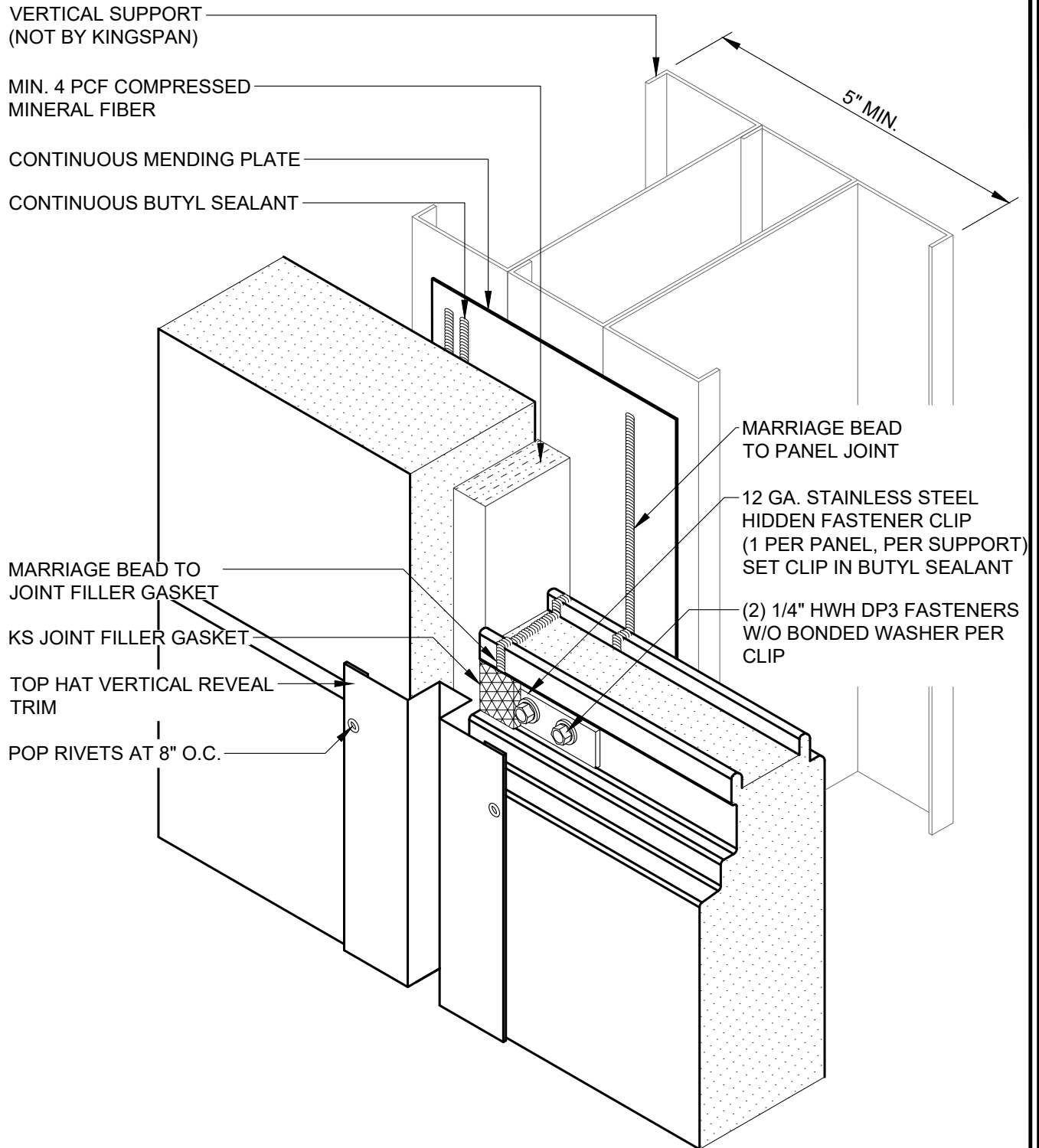
RELEASE: 2026

REGION: NORTH AMERICA

www.kingspanpanels.com



KS SERIES - HORIZONTAL INSTALLATION



| REVISION | |
|------------|---------|
| REVISION # | DATE |
| 13 | 1/30/26 |

VERTICAL JOINT
W/ 1-PC TOP HAT TRIM
ISOMETRIC

DETAIL #: CI-VJ-02-KSH

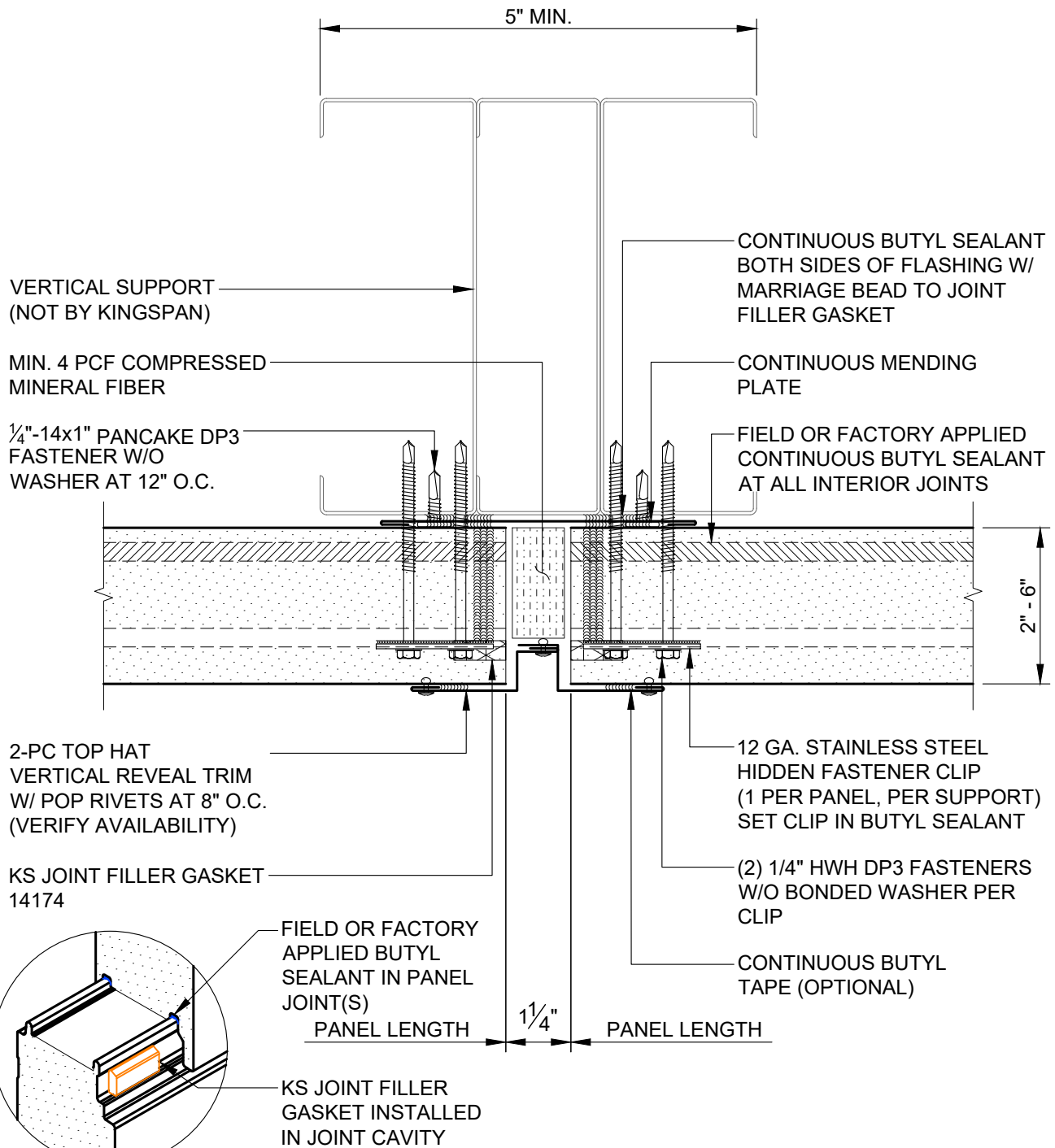
RELEASE: 2026

REGION: NORTH AMERICA

www.kingspanpanels.com



KS SERIES - HORIZONTAL INSTALLATION



NOTE: SEE INSTALLATION SEQUENCE
AT BASE CONDITION CI-VJ-08-KSH
THROUGH CI-VJ-26-KSH

| REVISION | |
|------------|---------|
| REVISION # | DATE |
| 13 | 1/30/26 |

VERTICAL JOINT
W/ 2-PC TOP HAT TRIM

DETAIL #: CI-VJ-03-KSH

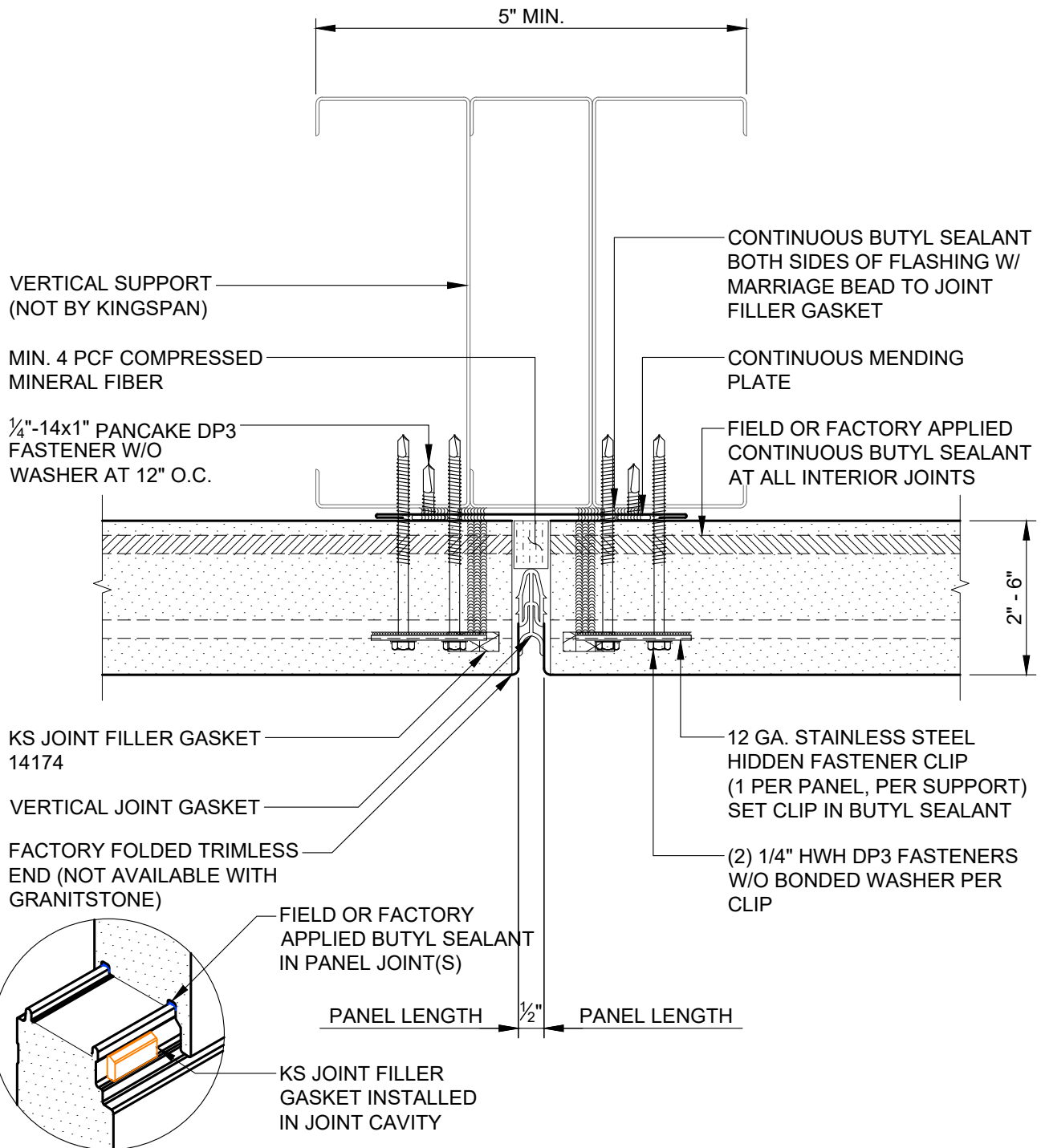
RELEASE: 2026

REGION: NORTH AMERICA

www.kingspanpanels.com



KS SERIES - HORIZONTAL INSTALLATION



NOTE: SEE INSTALLATION SEQUENCE
AT BASE CONDITION CI-VJ-08-KSH
THROUGH CI-VJ-26-KSH

| REVISION | |
|------------|---------|
| REVISION # | DATE |
| 13 | 1/30/26 |

VERTICAL JOINT
W/ TRIM-LESS ENDS

DETAIL #: CI-VJ-04-KSH

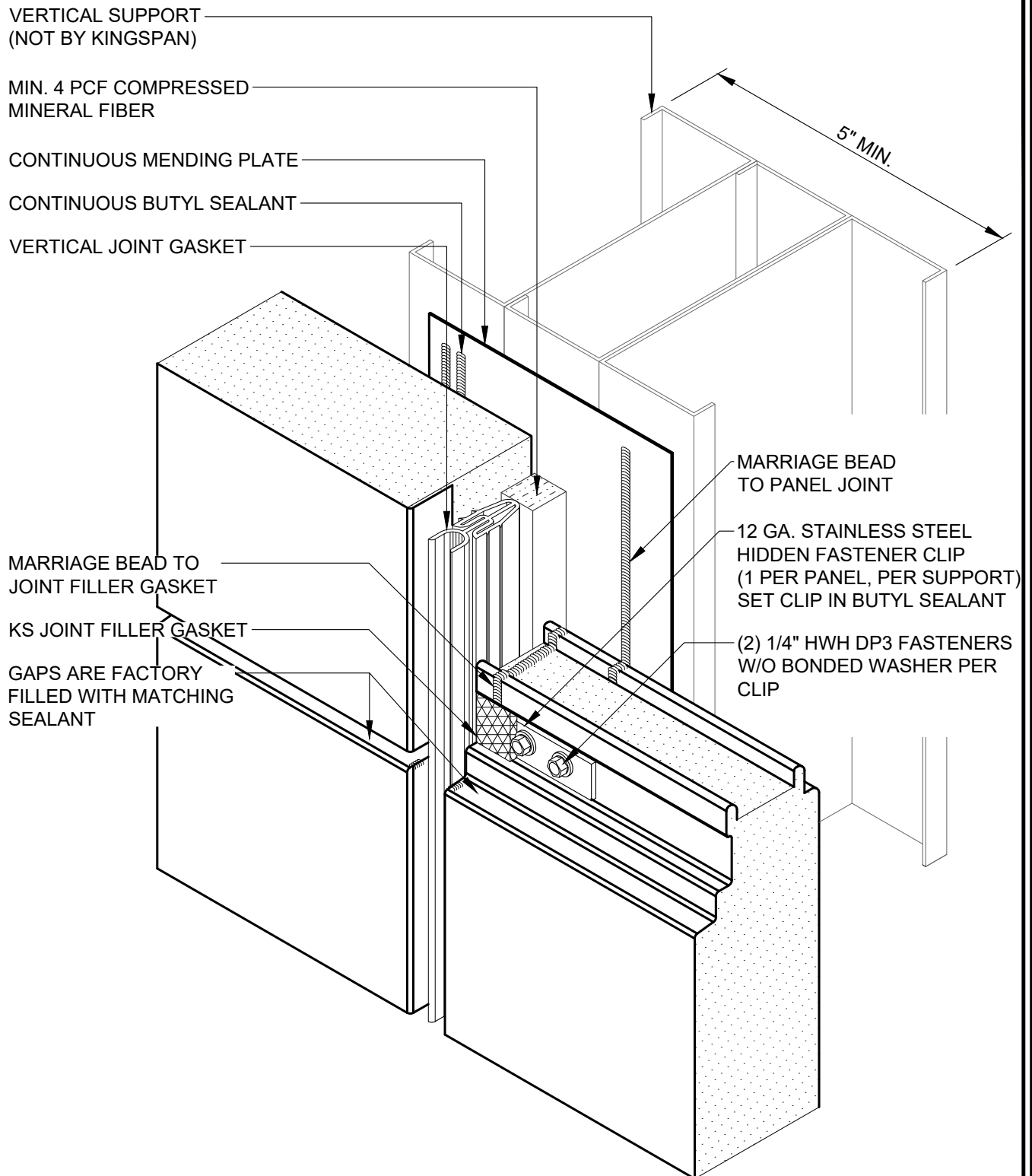
RELEASE: 2026

REGION: NORTH AMERICA

www.kingspanpanels.com



KS SERIES - HORIZONTAL INSTALLATION



| REVISION | |
|------------|---------|
| REVISION # | DATE |
| 13 | 1/30/26 |

VERTICAL JOINT
W/ TRIM-LESS ENDS
ISOMETRIC

DETAIL #: CI-VJ-05-KSH

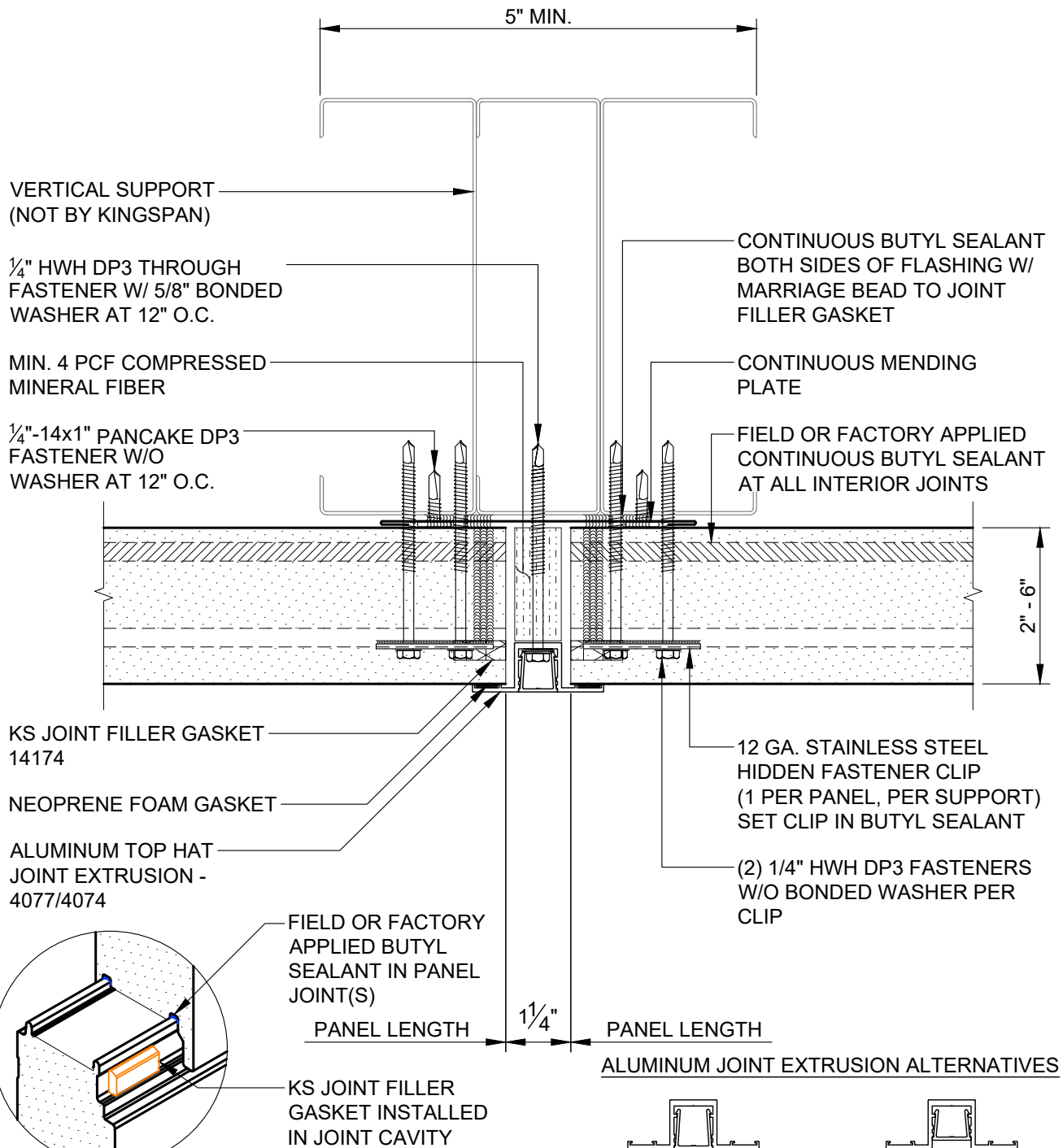
RELEASE: 2026

REGION: NORTH AMERICA

www.kingspanpanels.com





KS SERIES - HORIZONTAL INSTALLATION



NOTE: SEE INSTALLATION SEQUENCE
AT BASE CONDITION CI-VJ-08-KSH
THROUGH CI-VJ-26-KSH

ALUMINUM JOINT EXTRUSION ALTERNATIVES



| REVISION | |
|------------|---------|
| REVISION # | DATE |
| 13 | 1/30/26 |

VERTICAL JOINT
W/ EXTRUSION

DETAIL #: CI-VJ-06-KSH

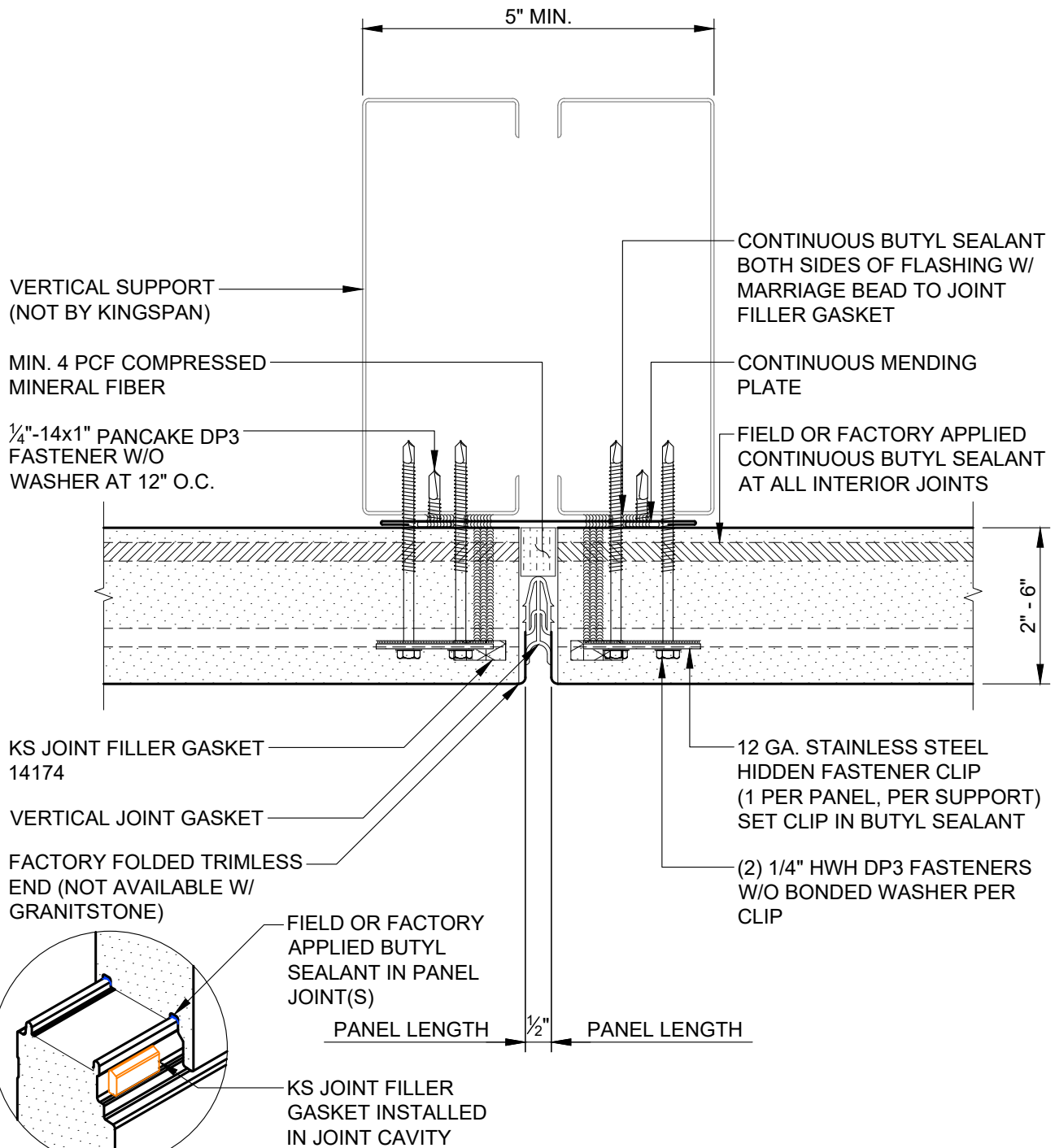
RELEASE: 2026

REGION: NORTH AMERICA

www.kingspanpanels.com



KS SERIES - HORIZONTAL INSTALLATION



NOTE: SEE INSTALLATION SEQUENCE
AT BASE CONDITION CI-VJ-08-KSH
THROUGH CI-VJ-26-KSH

| REVISION | |
|------------|---------|
| REVISION # | DATE |
| 13 | 1/30/26 |

VERTICAL JOINT
W/ ALTERNATE FRAMING

DETAIL #: CI-VJ-07-KSH

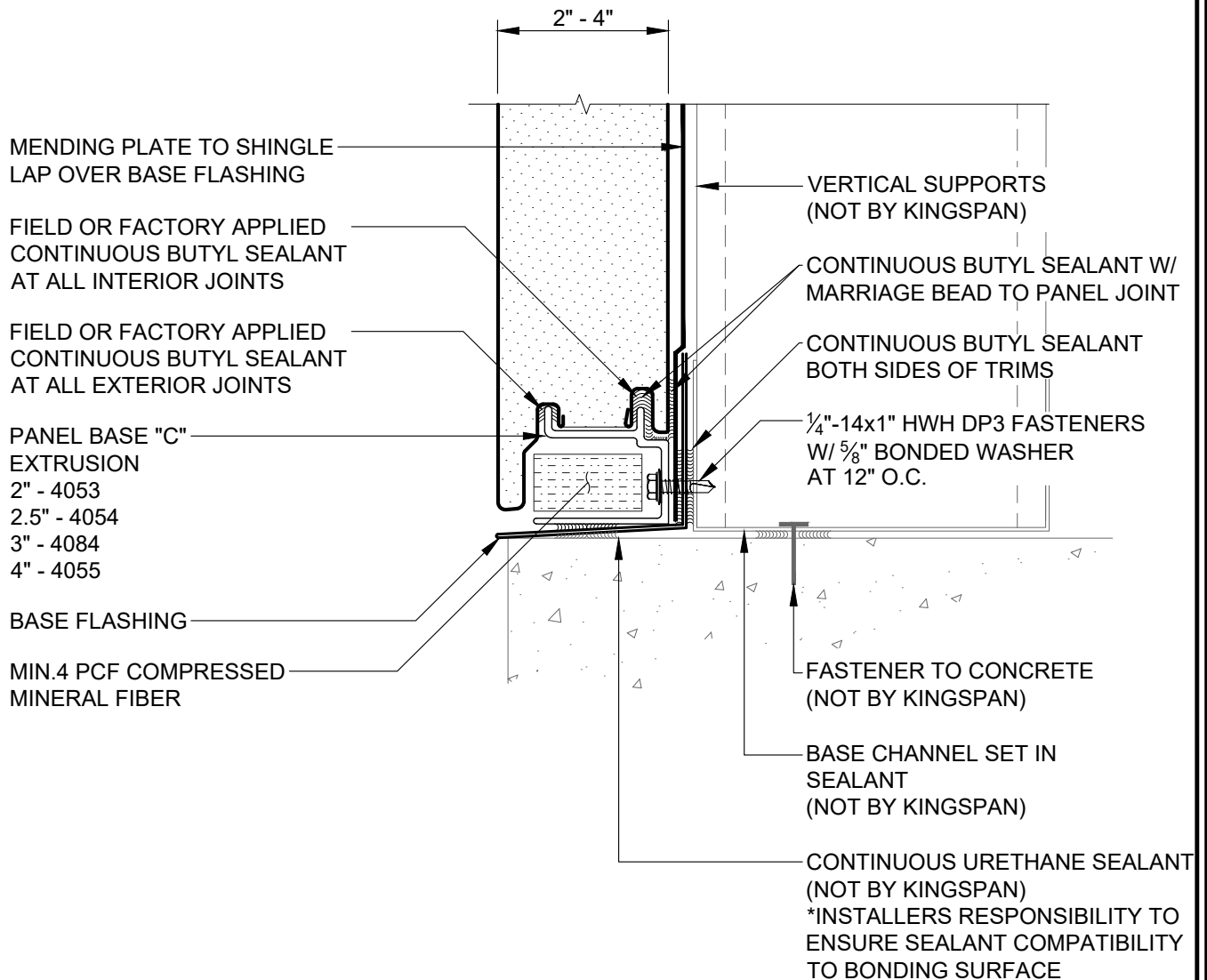
RELEASE: 2026

REGION: NORTH AMERICA

www.kingspanpanels.com



KS SERIES - HORIZONTAL INSTALLATION



| REVISION | |
|------------|---------|
| REVISION # | DATE |
| 13 | 1/30/26 |

VERTICAL JOINT
W/ BASE EXTRUSION
SECTION

DETAIL #: CI-VJ-08-KSH

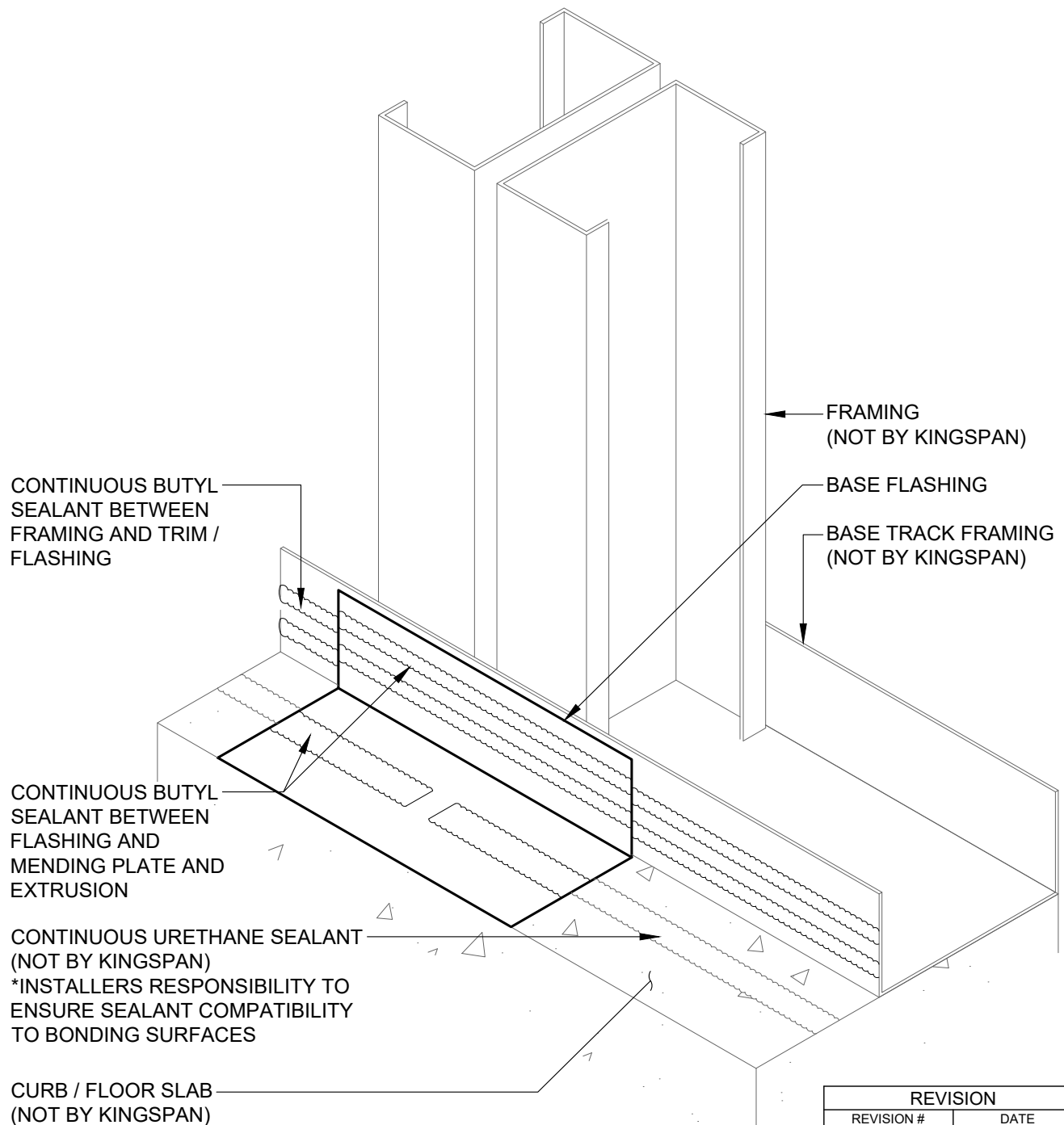
RELEASE: 2026

REGION: NORTH AMERICA

www.kingspanpanels.com



KS SERIES - HORIZONTAL INSTALLATION



VERTICAL JOINT
W/ BASE EXTRUSION
INSTALLATION SEQUENCE

DETAIL #: CI-VJ-09-KSH

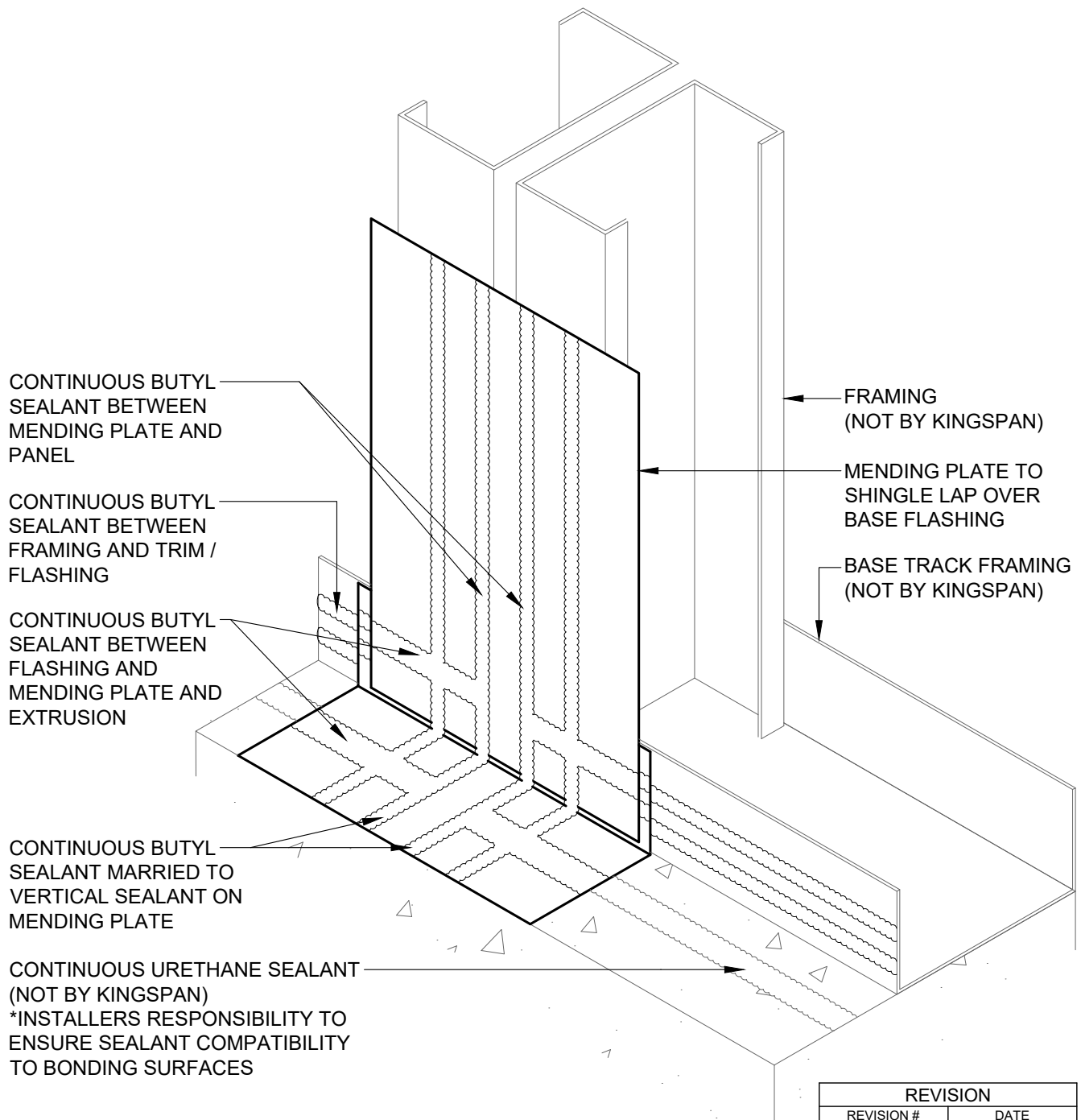
RELEASE: 2026

REGION: NORTH AMERICA

www.kingspanpanels.com



KS SERIES - HORIZONTAL INSTALLATION



VERTICAL JOINT
W/ BASE EXTRUSION
INSTALLATION SEQUENCE

DETAIL #: CI-VJ-10-KSH

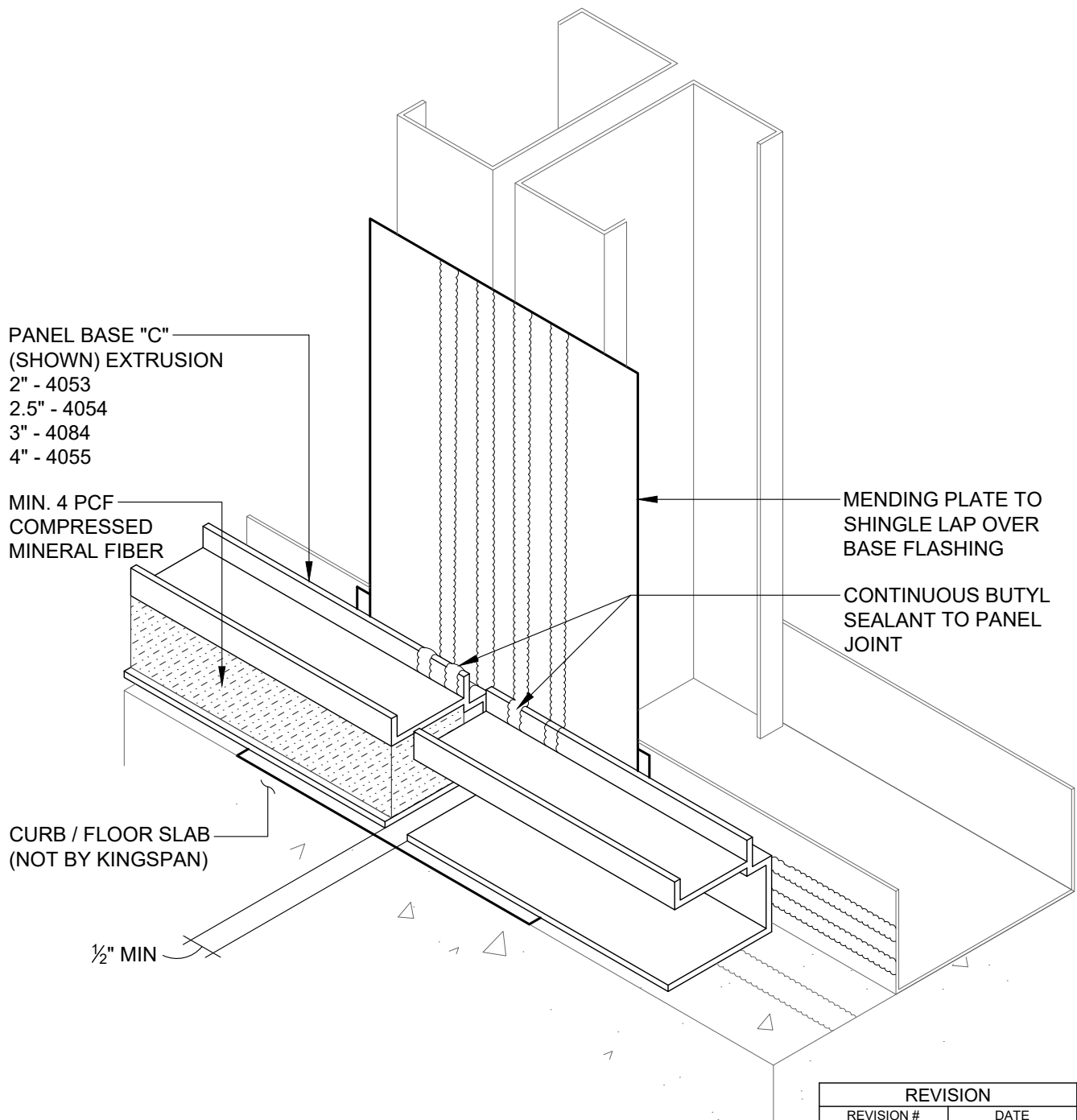
RELEASE: 2026

REGION: NORTH AMERICA

www.kingspanpanels.com



KS SERIES - HORIZONTAL INSTALLATION



| REVISION | |
|------------|---------|
| REVISION # | DATE |
| 13 | 1/30/26 |

VERTICAL JOINT
W/ BASE EXTRUSION
INSTALLATION SEQUENCE

DETAIL #: CI-VJ-11-KSH

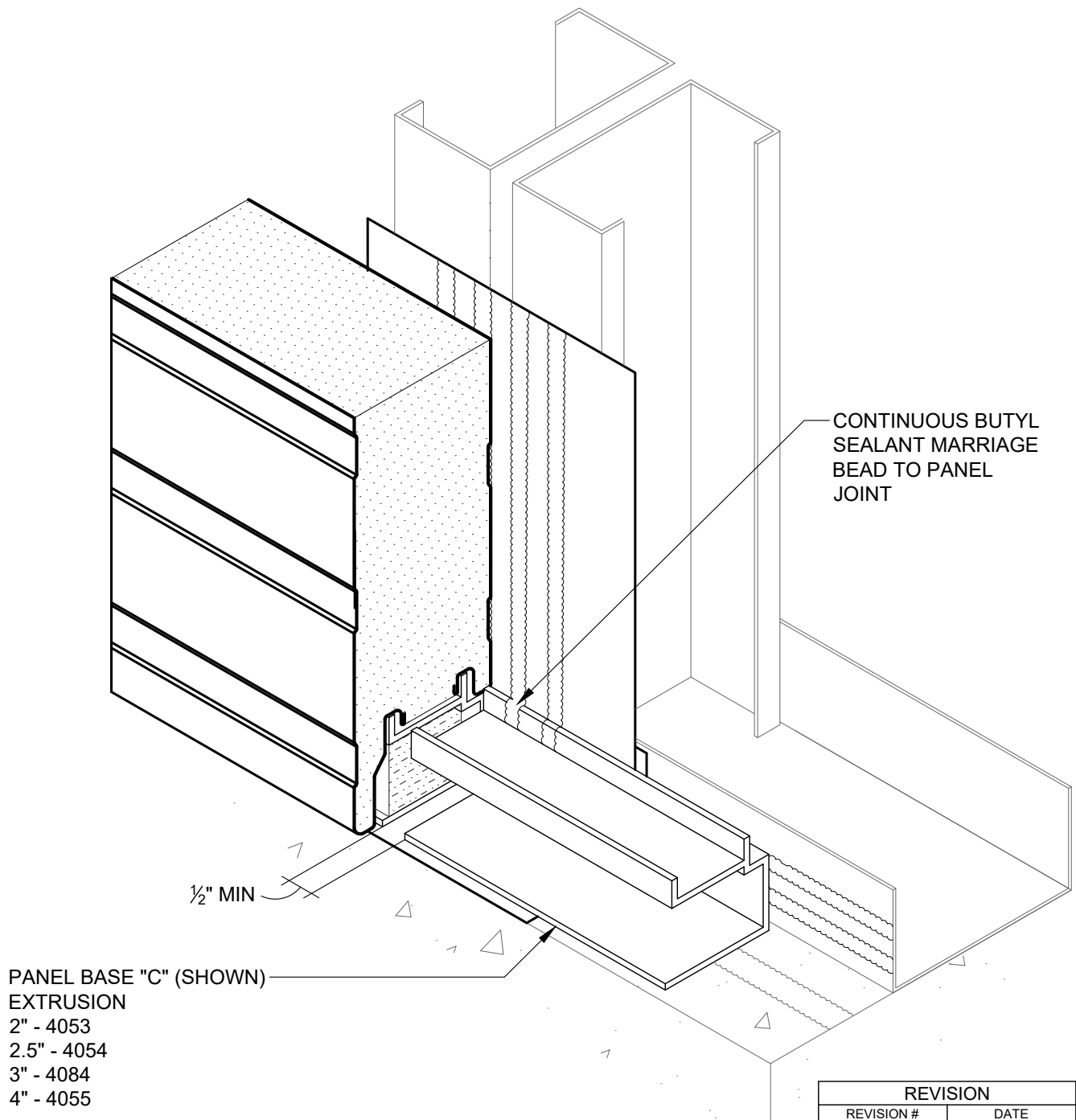
RELEASE: 2026

REGION: NORTH AMERICA

www.kingspanpanels.com



KS SERIES - HORIZONTAL INSTALLATION



VERTICAL JOINT
W/ BASE EXTRUSION
INSTALLATION SEQUENCE

DETAIL #: CI-VJ-12-KSH

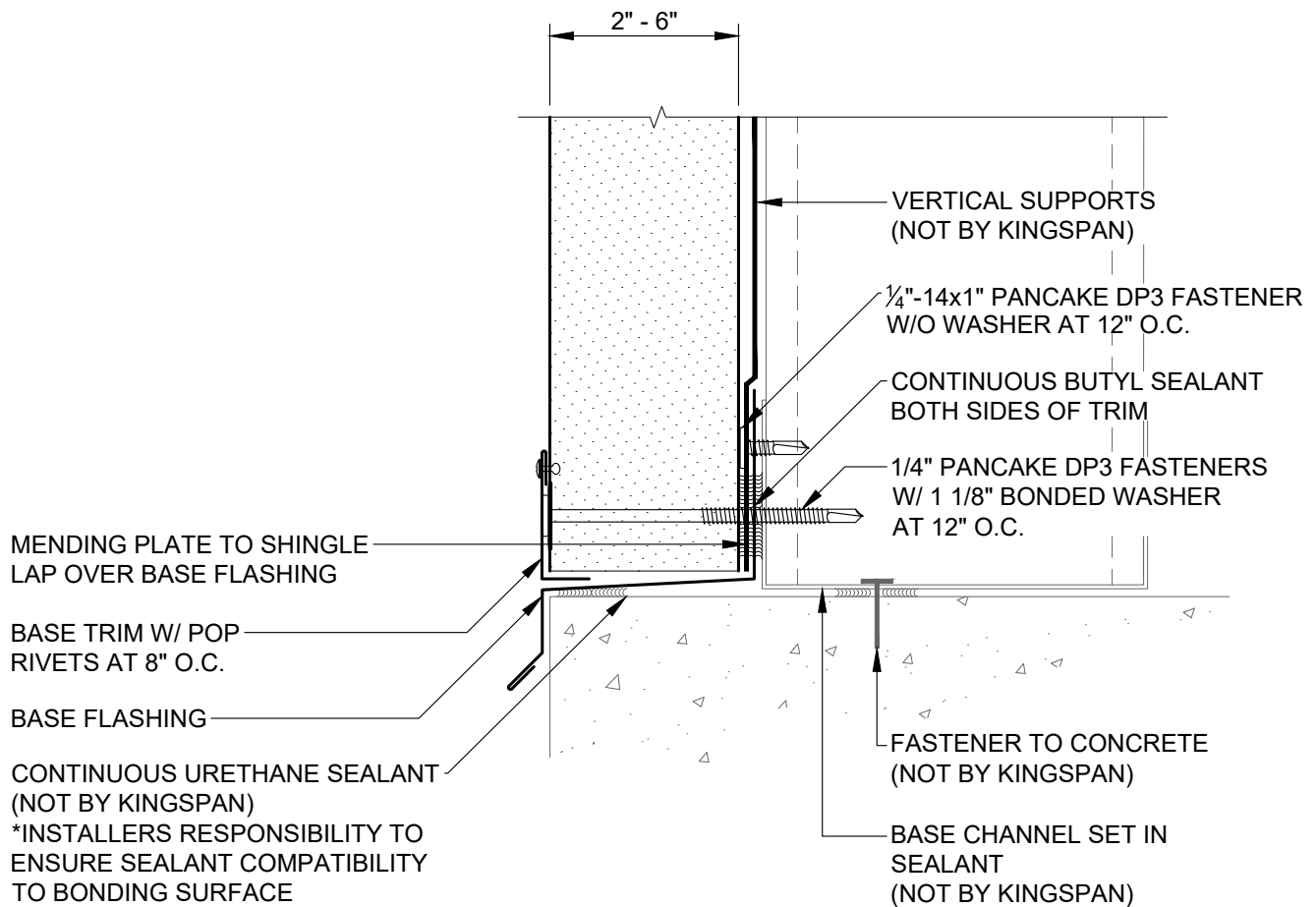
RELEASE: 2026

REGION: NORTH AMERICA

www.kingspanpanels.com



KS SERIES - HORIZONTAL INSTALLATION



| REVISION | |
|------------|---------|
| REVISION # | DATE |
| 13 | 1/30/26 |

VERTICAL JOINT
W/ BASE FLASHING
SECTION

DETAIL #: CI-VJ-13-KSH

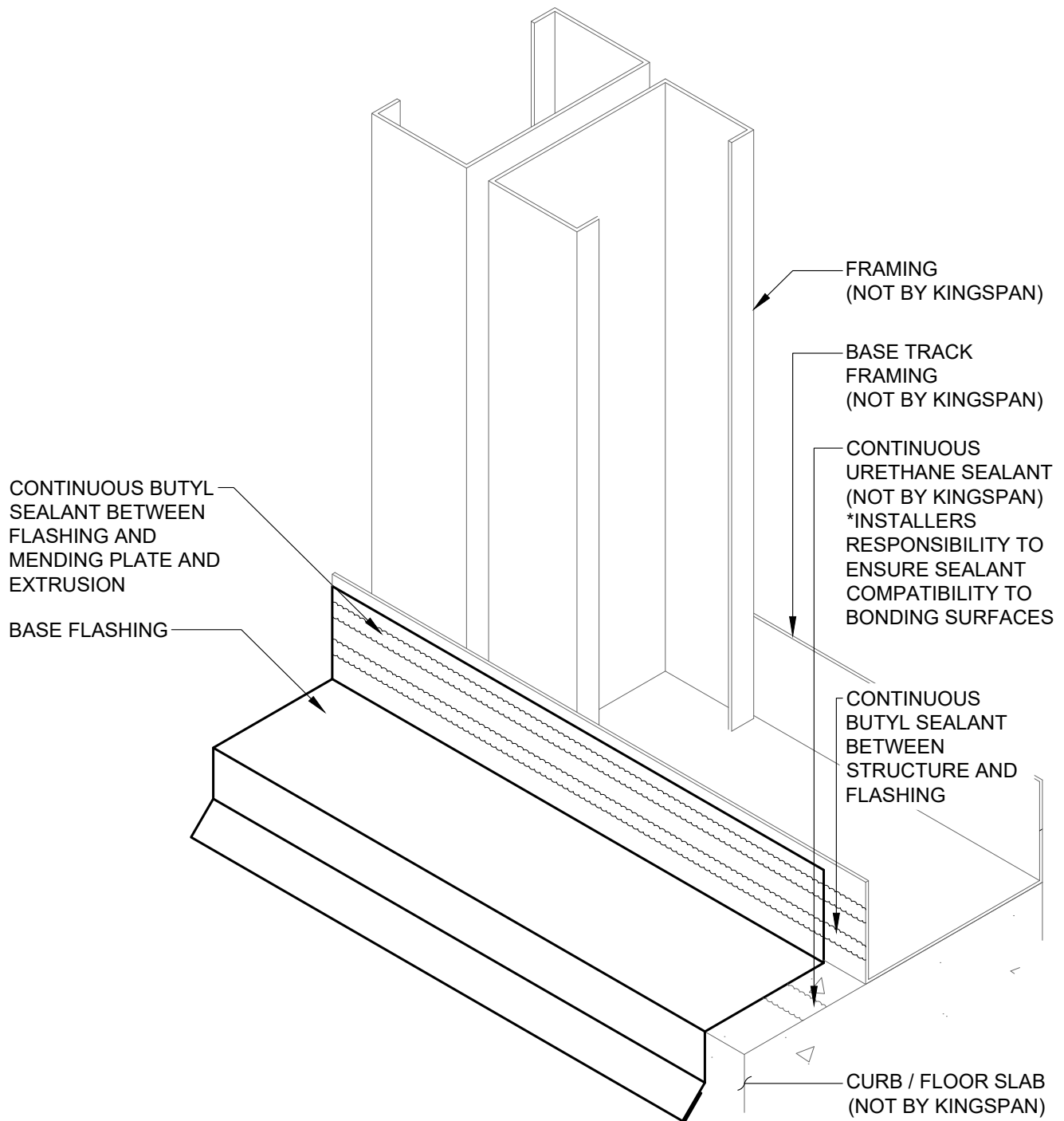
RELEASE: 2026

REGION: NORTH AMERICA

www.kingspanpanels.com



KS SERIES - HORIZONTAL INSTALLATION



| REVISION | |
|------------|---------|
| REVISION # | DATE |
| 13 | 1/30/26 |

VERTICAL JOINT
W/ BASE FLASHING
INSTALLATION SEQUENCE

DETAIL #: CI-VJ-14-KSH

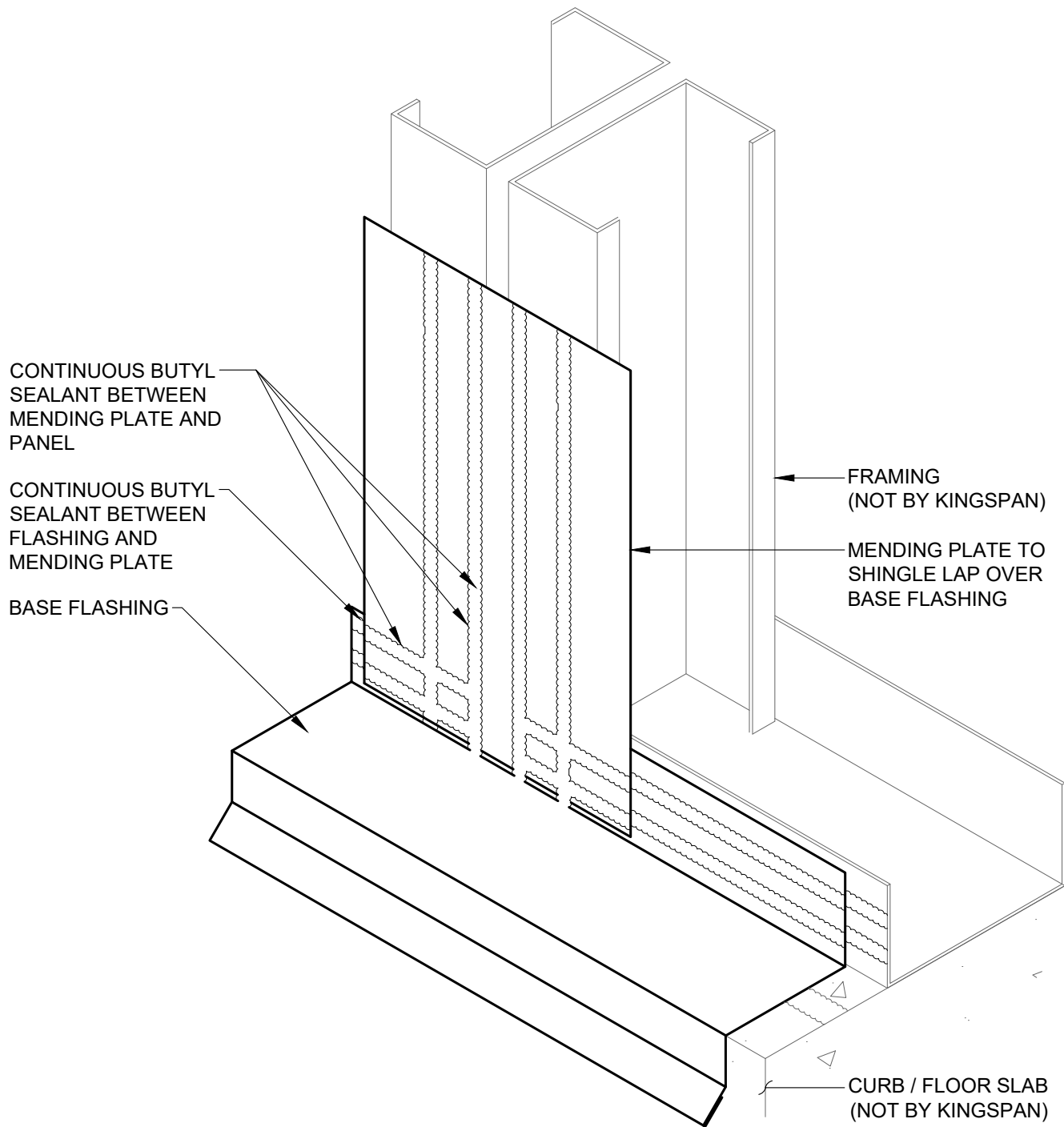
RELEASE: 2026

REGION: NORTH AMERICA

www.kingspanpanels.com



KS SERIES - HORIZONTAL INSTALLATION



| REVISION | |
|------------|---------|
| REVISION # | DATE |
| 13 | 1/30/26 |

VERTICAL JOINT
W/ BASE FLASHING
INSTALLATION SEQUENCE

DETAIL #: CI-VJ-15-KSH

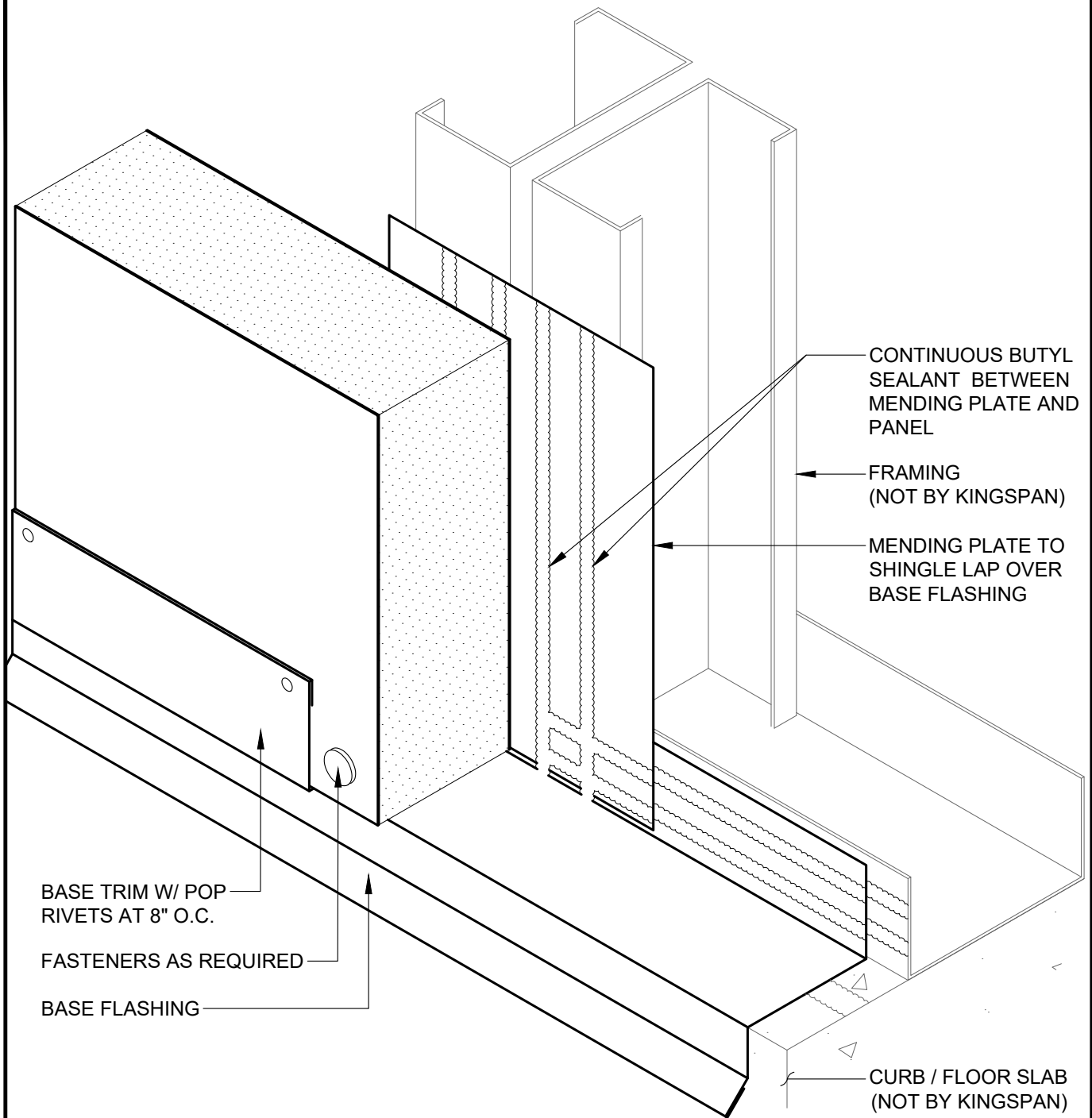
RELEASE: 2026

REGION: NORTH AMERICA

www.kingspanpanels.com



KS SERIES - HORIZONTAL INSTALLATION



| REVISION | |
|------------|---------|
| REVISION # | DATE |
| 13 | 1/30/26 |

VERTICAL JOINT
W/ BASE FLASHING
INSTALLATION SEQUENCE

DETAIL #: CI-VJ-16-KSH

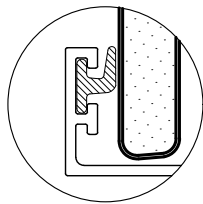
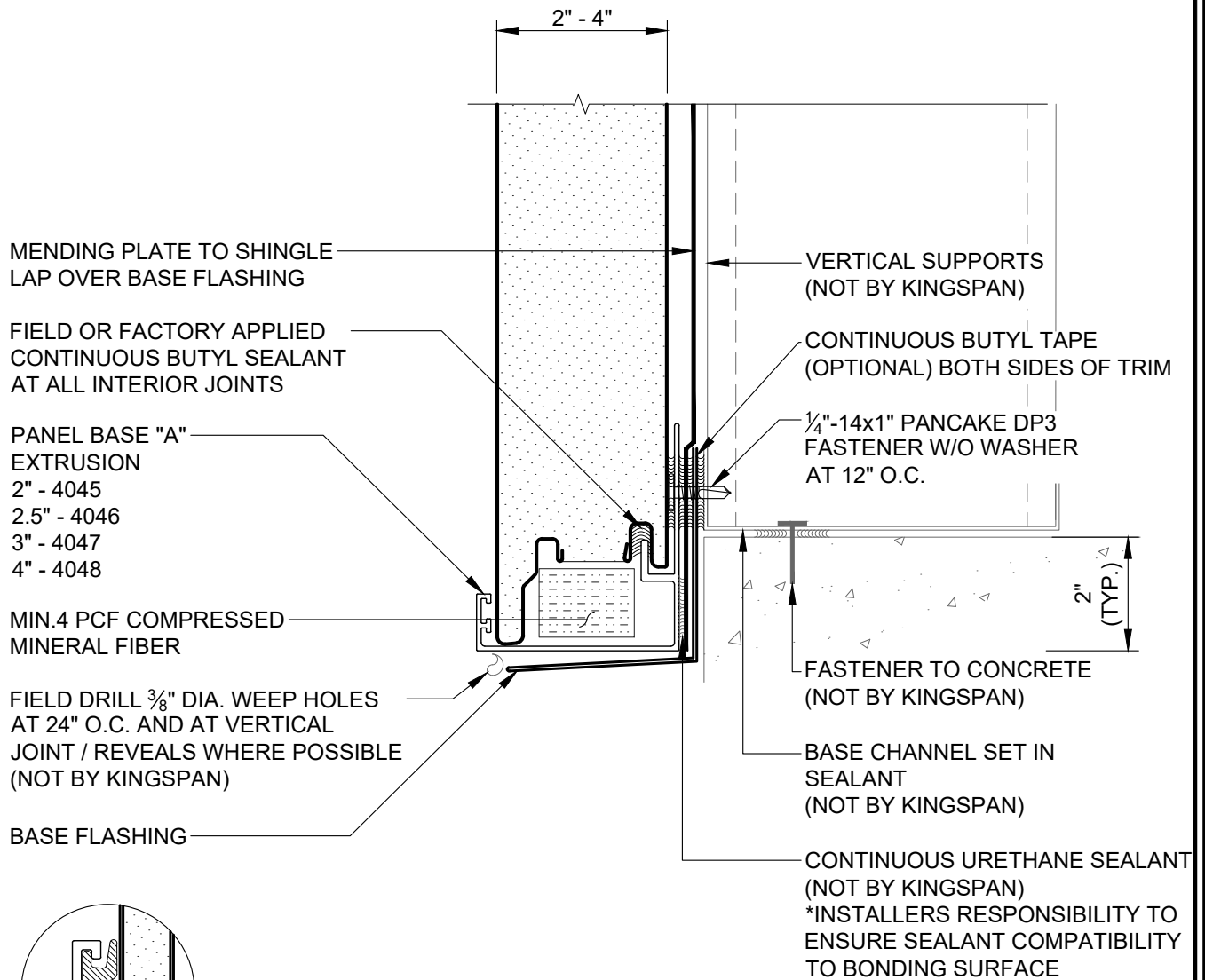
RELEASE: 2026

REGION: NORTH AMERICA

www.kingspanpanels.com



KS SERIES - HORIZONTAL INSTALLATION



OPTIONAL WIPER
GASKET
(FIELD INSTALLED)

| REVISION | |
|------------|---------|
| REVISION # | DATE |
| 13 | 1/30/26 |

VERTICAL JOINT
W/ BASE "A" EXTRUSION
SECTION

DETAIL #: CI-VJ-17-KSH

RELEASE: 2026

REGION: NORTH AMERICA

www.kingspanpanels.com



KS SERIES - HORIZONTAL INSTALLATION

CONTINUOUS BUTYL
TAPE (OPTIONAL)
BETWEEN FLASHING
AND MENDING PLATE
AND EXTRUSION

CONTINUOUS BUTYL
TAPE (OPTIONAL)
BETWEEN FRAMING
AND TRIM / FLASHING

FRAMING
(NOT BY KINGSPAN)

BASE FLASHING

BASE TRACK
FRAMING
(NOT BY KINGSPAN)

CURB / FLOOR SLAB
(NOT BY KINGSPAN)

REVISION

| REVISION # | DATE |
|------------|---------|
| 13 | 1/30/26 |

VERTICAL JOINT
W/ BASE "A" EXTRUSION
INSTALLATION SEQUENCE

DETAIL #: CI-VJ-18-KSH

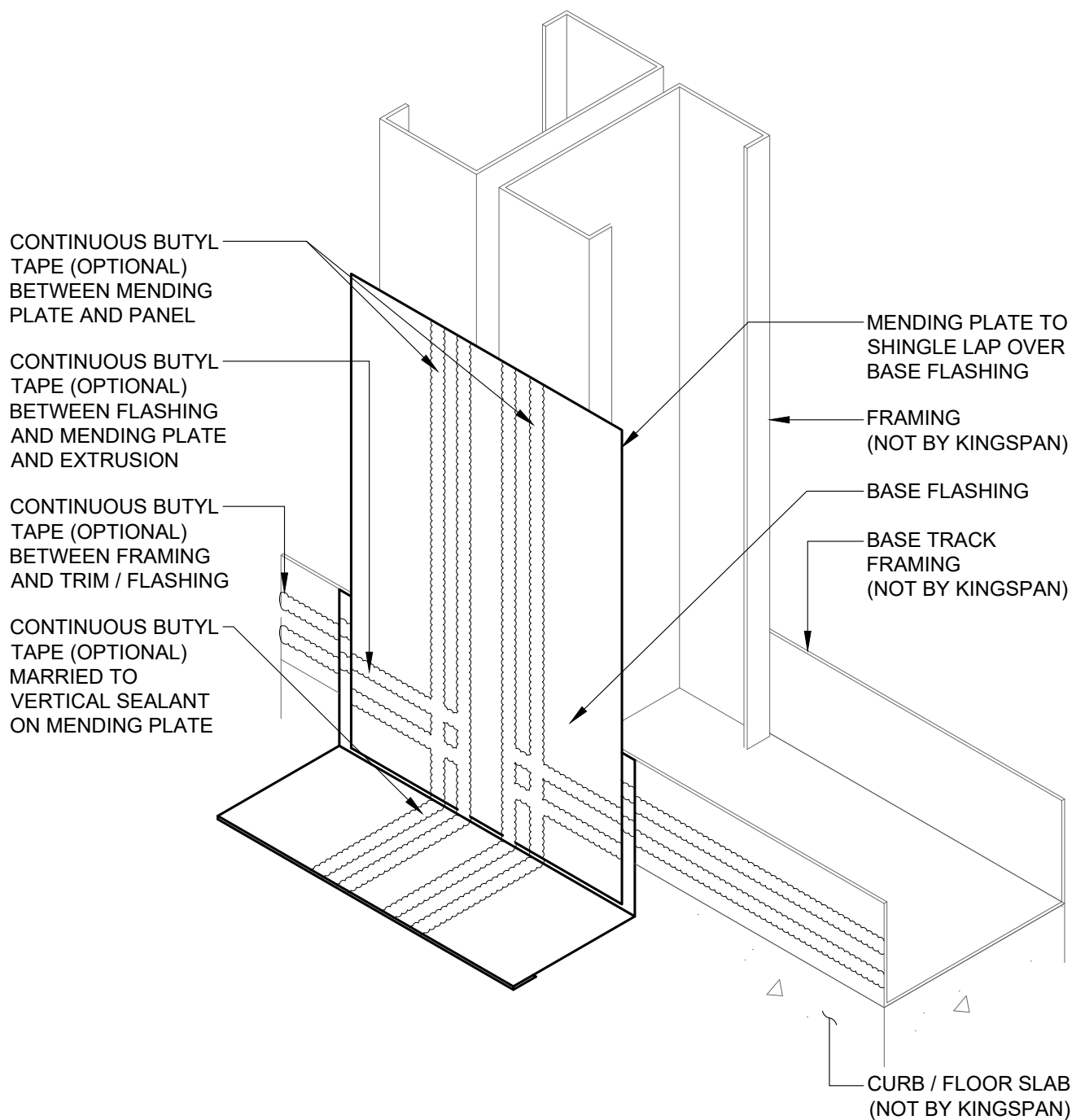
RELEASE: 2026

REGION: NORTH AMERICA

www.kingspanpanels.com



KS SERIES - HORIZONTAL INSTALLATION



| REVISION | |
|------------|---------|
| REVISION # | DATE |
| 13 | 1/30/26 |

VERTICAL JOINT
W/ BASE "A" EXTRUSION
INSTALLATION SEQUENCE

DETAIL #: CI-VJ-19-KSH

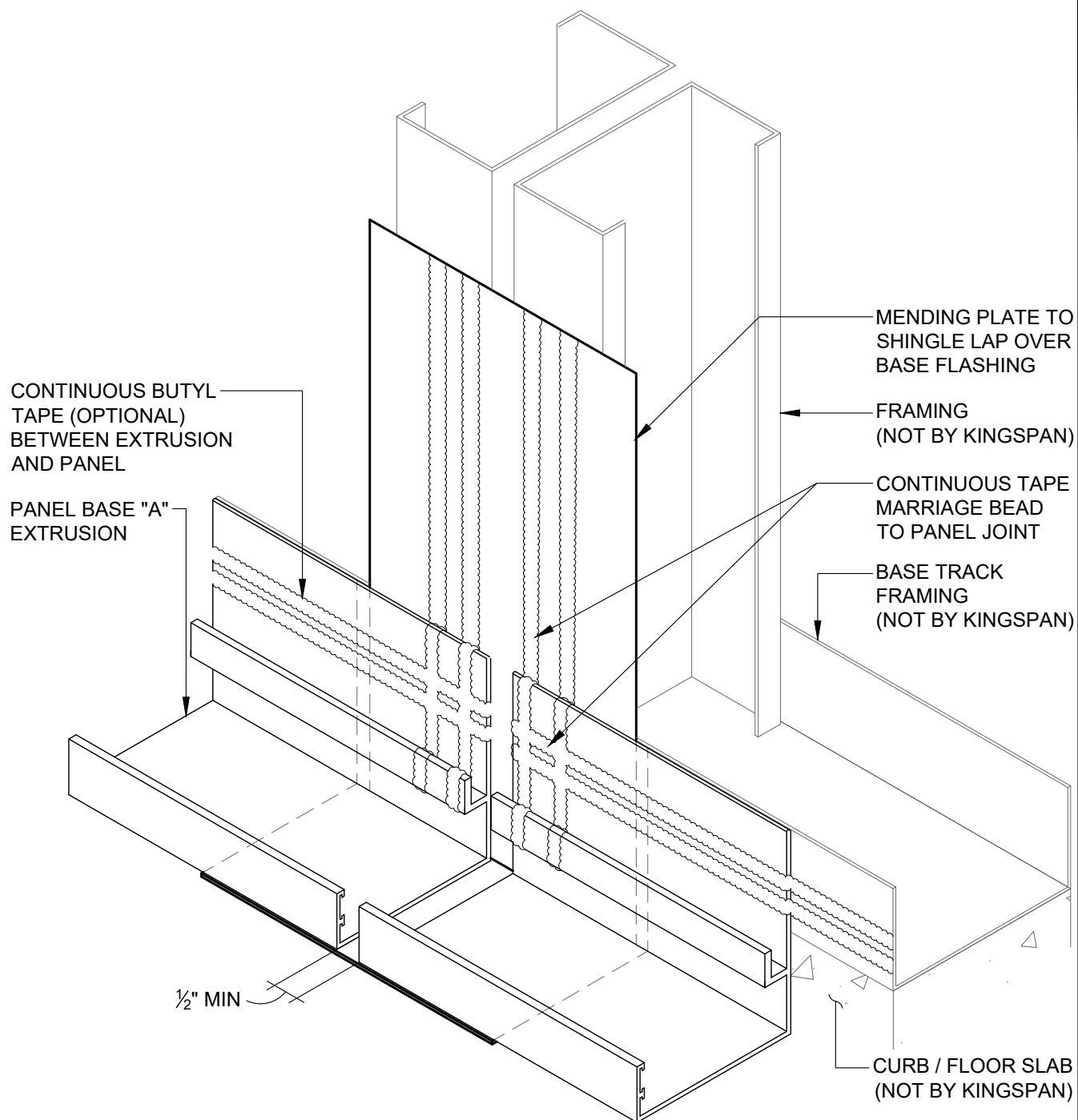
RELEASE: 2026

REGION: NORTH AMERICA

www.kingspanpanels.com



KS SERIES - HORIZONTAL INSTALLATION



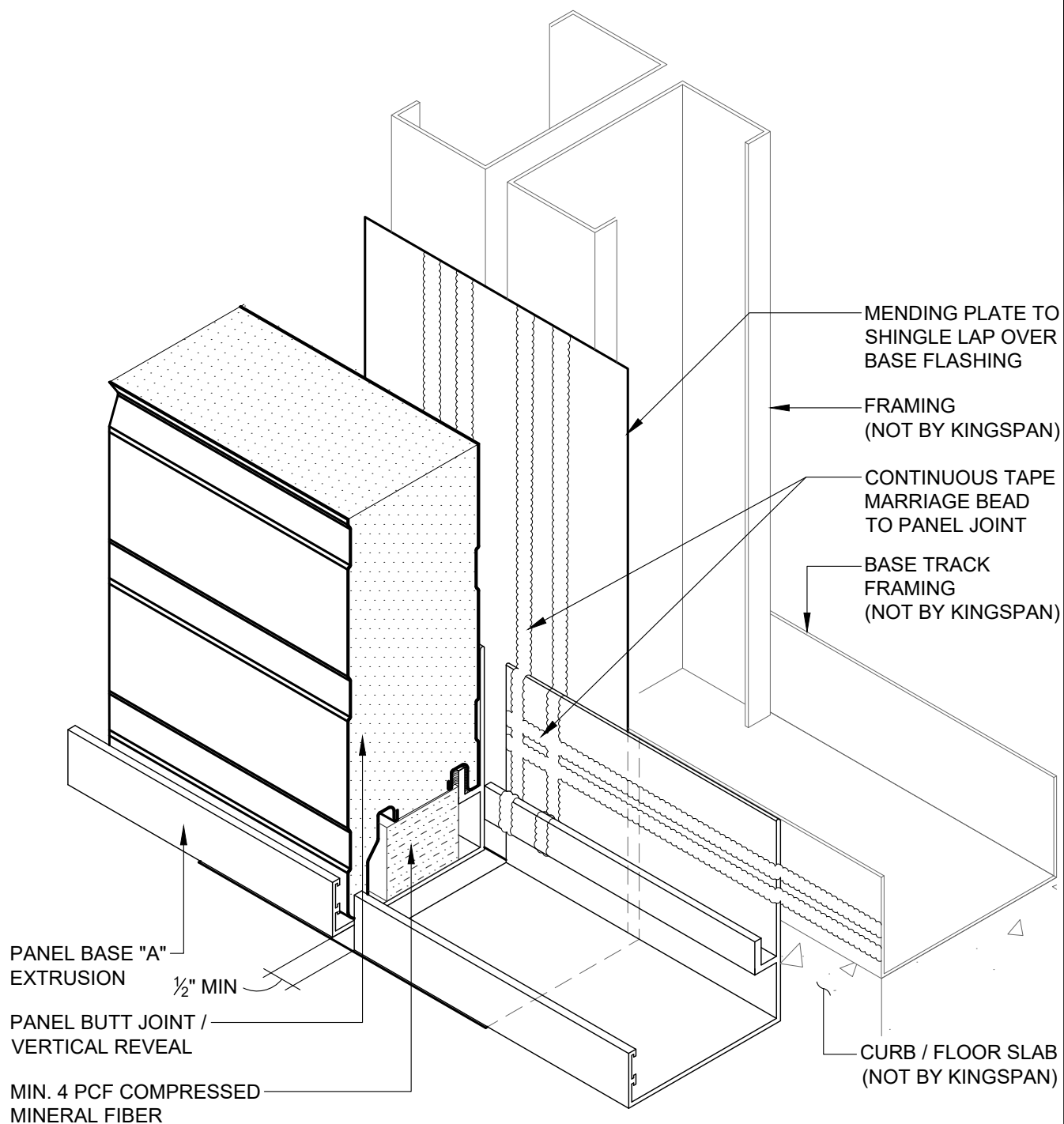
| REVISION | |
|------------|---------|
| REVISION # | DATE |
| 13 | 1/30/26 |

VERTICAL JOINT
W/ BASE "A" EXTRUSION
INSTALLATION SEQUENCE

DETAIL #: CI-VJ-20-KSH
RELEASE: 2026
REGION: NORTH AMERICA
www.kingspanpanels.com



KS SERIES - HORIZONTAL INSTALLATION



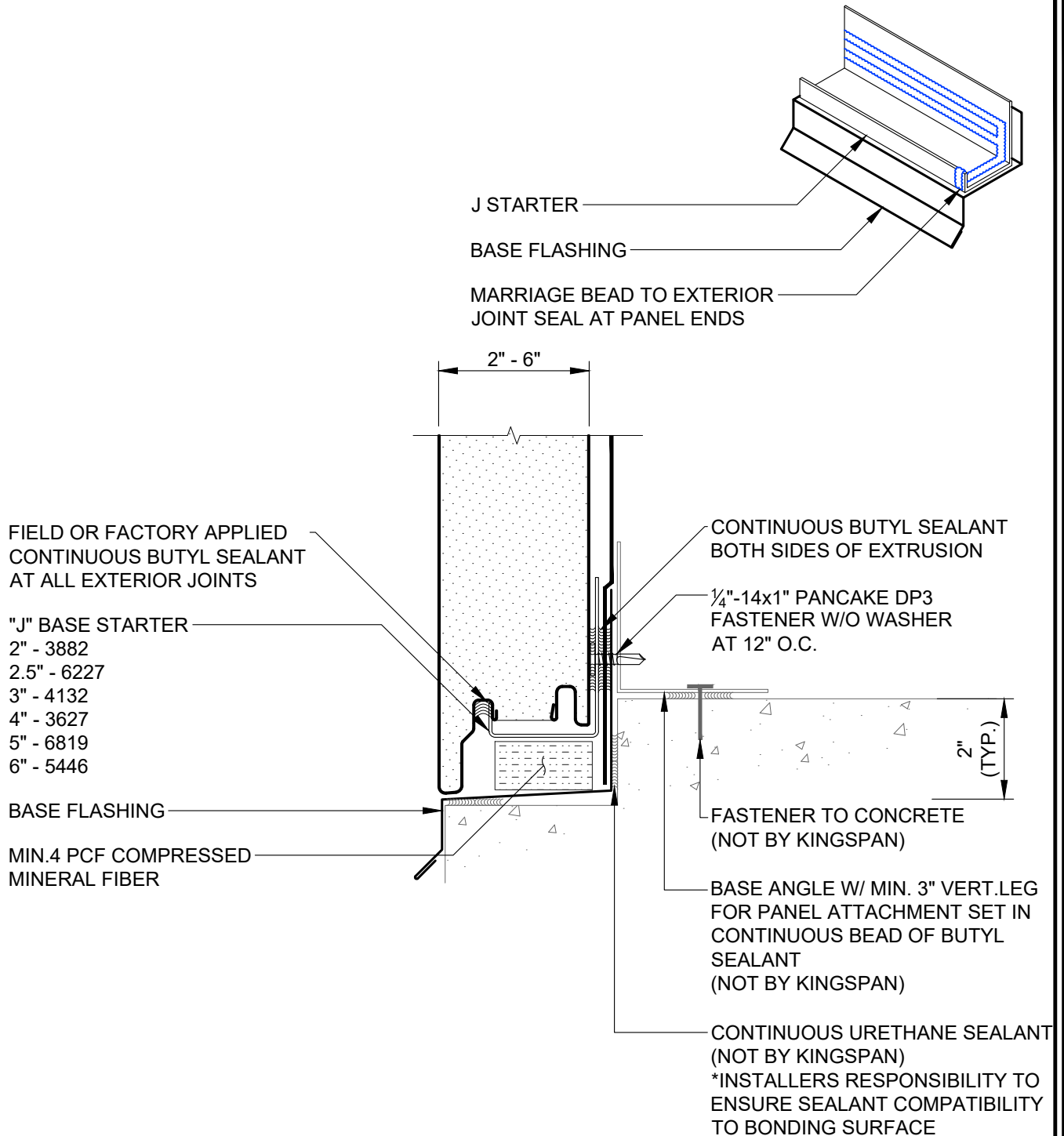
| REVISION | |
|------------|---------|
| REVISION # | DATE |
| 13 | 1/30/26 |

VERTICAL JOINT
W/ BASE "A" EXTRUSION
INSTALLATION SEQUENCE

DETAIL #: CI-VJ-21-KSH
RELEASE: 2026
REGION: NORTH AMERICA
www.kingspanpanels.com



KS SERIES - HORIZONTAL INSTALLATION



| REVISION | |
|------------|---------|
| REVISION # | DATE |
| 13 | 1/30/26 |

VERTICAL JOINT
W/ "J" BASE STARTER
SECTION

DETAIL #: CI-VJ-22-KSH

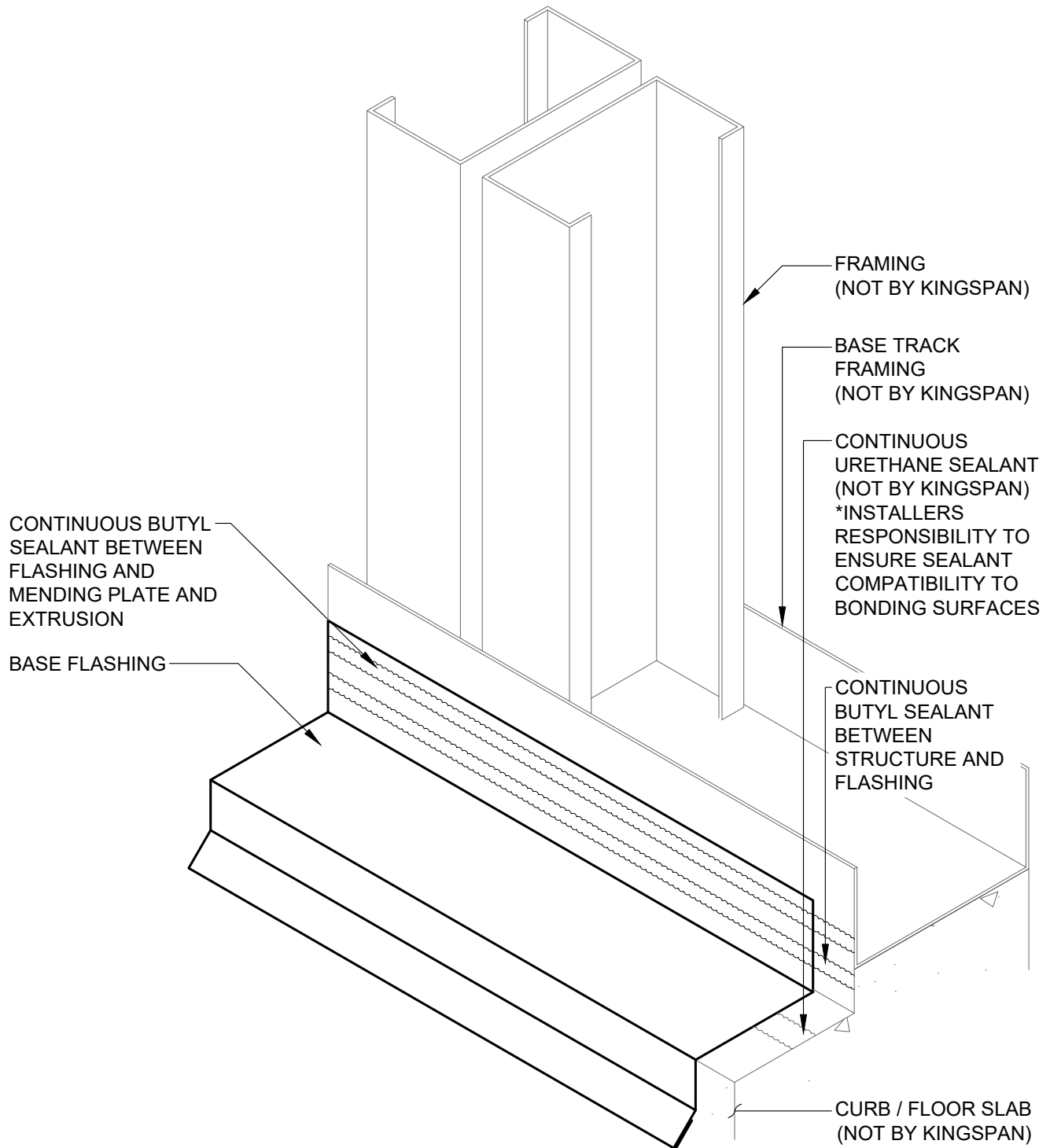
RELEASE: 2026

REGION: NORTH AMERICA

www.kingspanpanels.com



KS SERIES - HORIZONTAL INSTALLATION



| REVISION | |
|------------|---------|
| REVISION # | DATE |
| 13 | 1/30/26 |

VERTICAL JOINT
W/ "J" BASE STARTER
INSTALLATION SEQUENCE

DETAIL #: CI-VJ-23-KSH

RELEASE: 2026

REGION: NORTH AMERICA

www.kingspanpanels.com



KS SERIES - HORIZONTAL INSTALLATION

CONTINUOUS BUTYL
SEALANT BETWEEN
MENDING PLATE AND
EXTRUSION

CONTINUOUS BUTYL
SEALANT BETWEEN
FLASHING AND
MENDING PLATE

BASE FLASHING

FRAMING
(NOT BY KINGSPAN)

MENDING PLATE TO
SHINGLE LAP OVER
BASE FLASHING

CURB / FLOOR SLAB
(NOT BY KINGSPAN)

REVISION

| REVISION # | DATE |
|------------|---------|
| 13 | 1/30/26 |

VERTICAL JOINT
W/ "J" BASE STARTER
INSTALLATION SEQUENCE

DETAIL #: CI-VJ-24-KSH

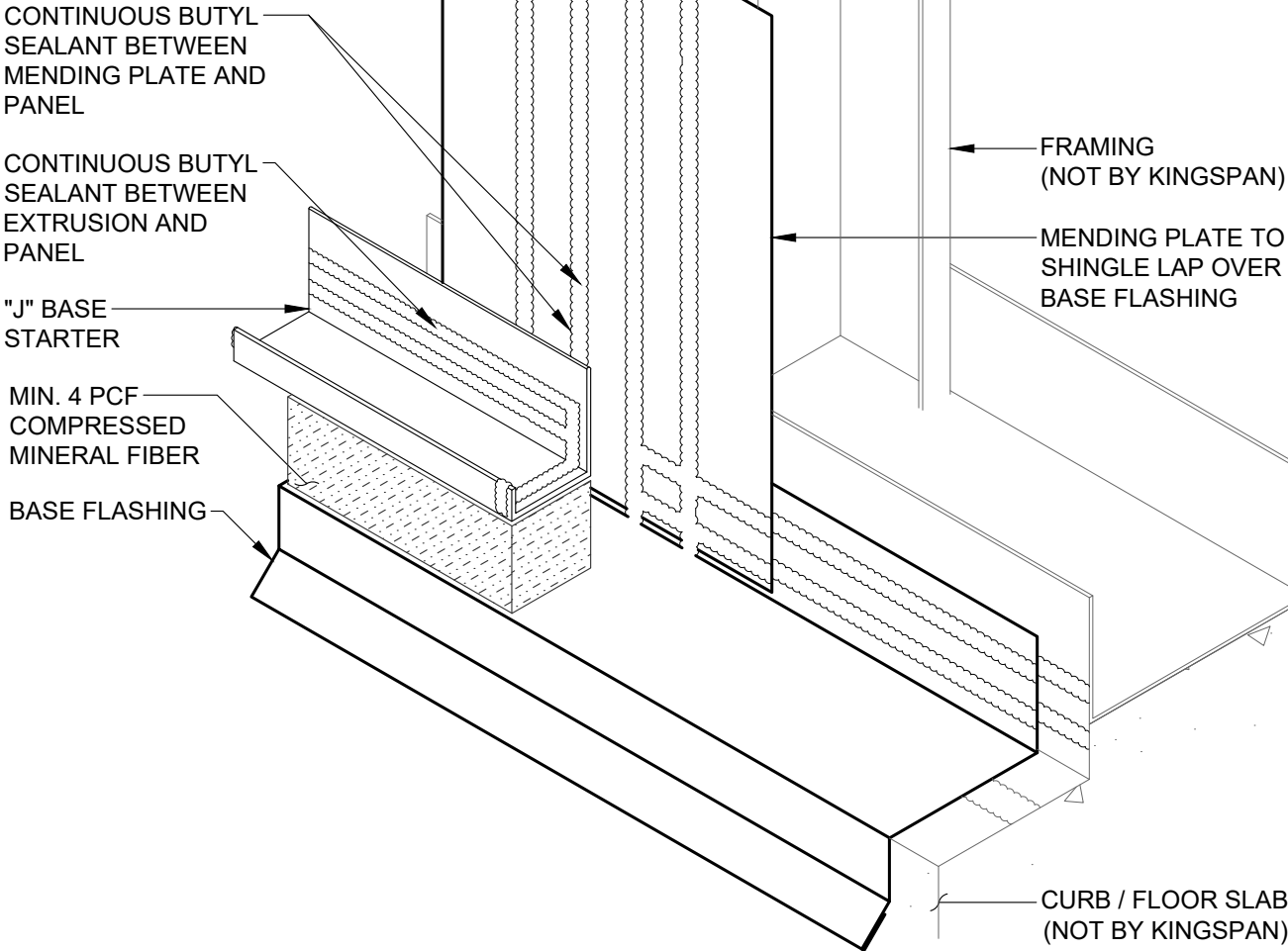
RELEASE: 2026

REGION: NORTH AMERICA

www.kingspanpanels.com



KS SERIES - HORIZONTAL INSTALLATION



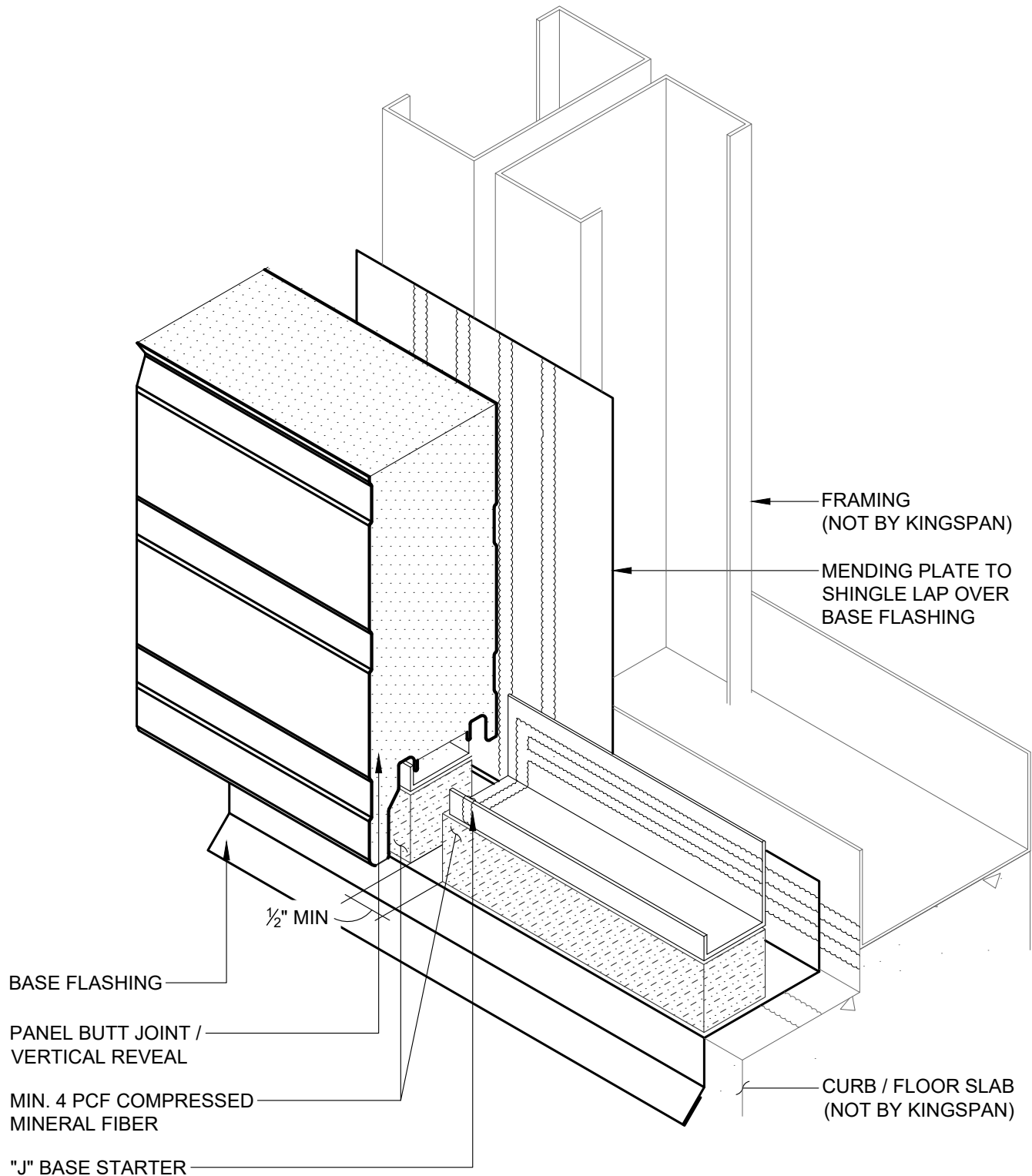
| REVISION | |
|------------|---------|
| REVISION # | DATE |
| 13 | 1/30/26 |

VERTICAL JOINT
W/ "J" BASE STARTER
INSTALLATION SEQUENCE

DETAIL #: CI-VJ-25-KSH
RELEASE: 2026
REGION: NORTH AMERICA
www.kingspanpanels.com



KS SERIES - HORIZONTAL INSTALLATION



| REVISION | |
|------------|---------|
| REVISION # | DATE |
| 13 | 1/30/26 |

VERTICAL JOINT
W/ "J" BASE STARTER
INSTALLATION SEQUENCE

DETAIL #: CI-VJ-26-KSH

RELEASE: 2026

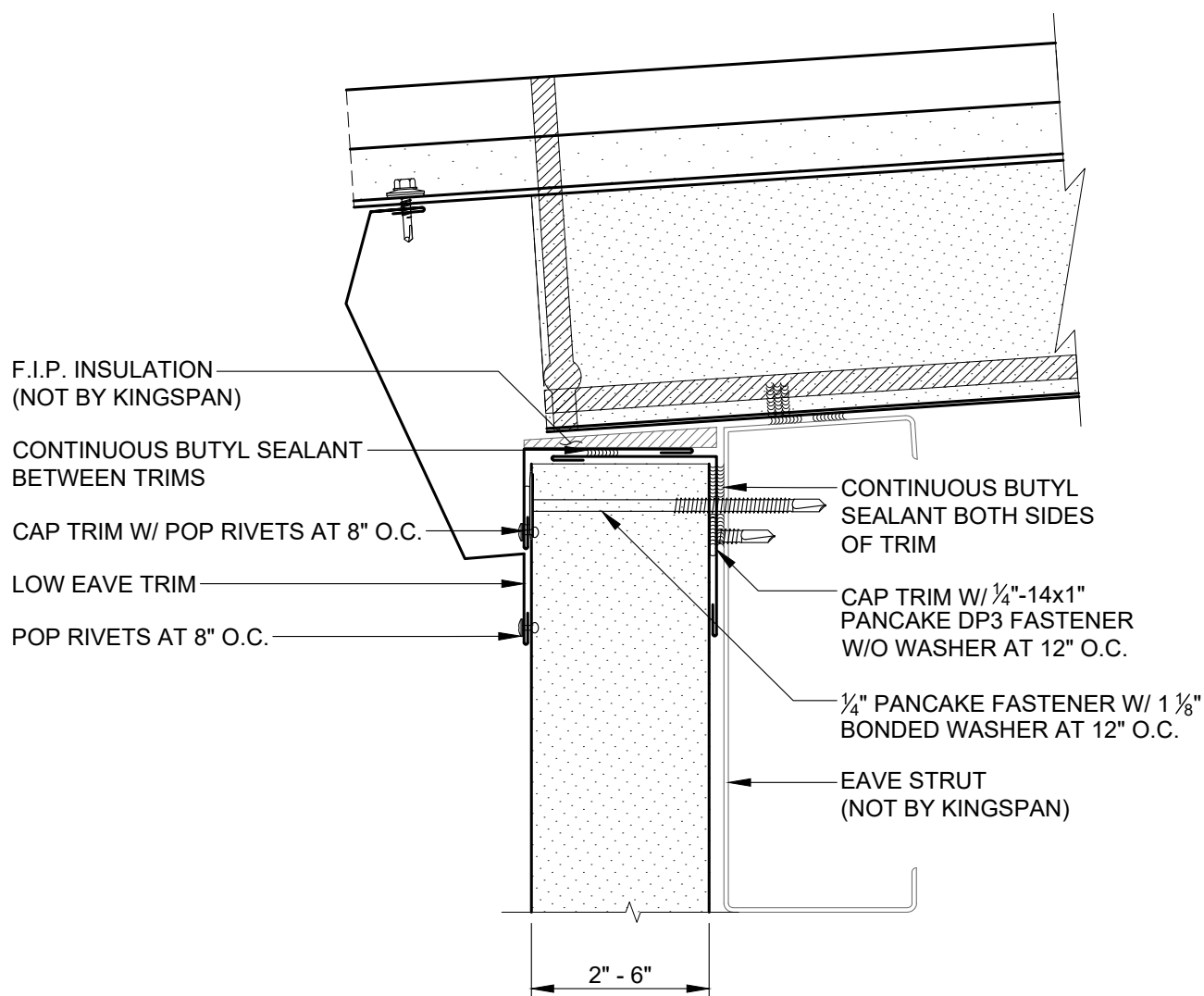
REGION: NORTH AMERICA

www.kingspanpanels.com



KS SERIES - HORIZONTAL INSTALLATION

SEE ROOF DETAILS FOR
ROOF NOTES



| REVISION | |
|------------|---------|
| REVISION # | DATE |
| 13 | 1/30/26 |

WALL TO ROOF
LOW EAVE W/O GUTTER

DETAIL #: CI-EV-01-KSH

RELEASE: 2026

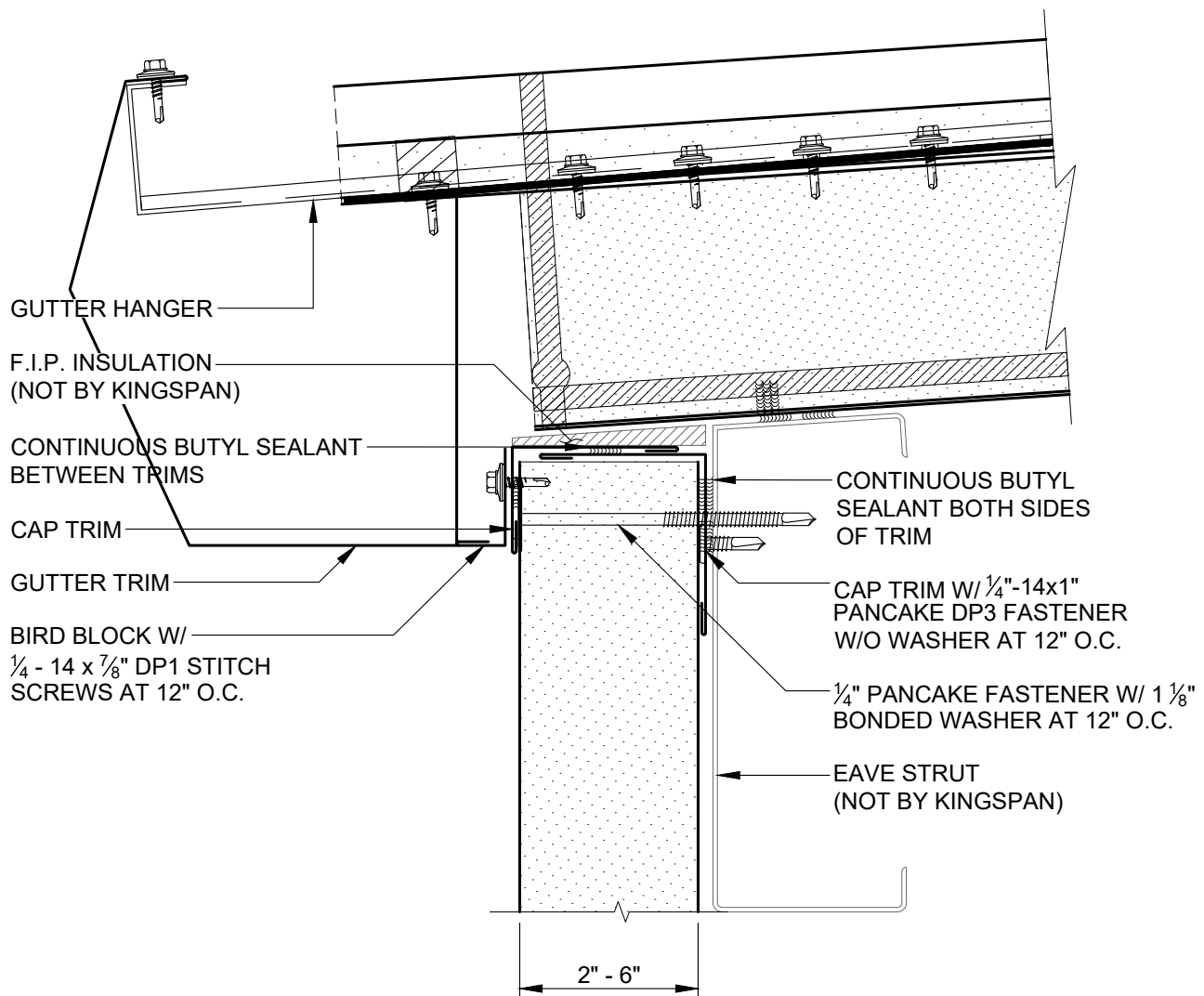
REGION: NORTH AMERICA

www.kingspanpanels.com



KS SERIES - HORIZONTAL INSTALLATION

SEE ROOF DETAILS FOR
ROOF NOTES



REVISION

| REVISION # | DATE |
|------------|---------|
| 13 | 1/30/26 |

WALL TO ROOF
LOW EAVE W/ GUTTER

DETAIL #: CI-EV-02-KSH

RELEASE: 2026

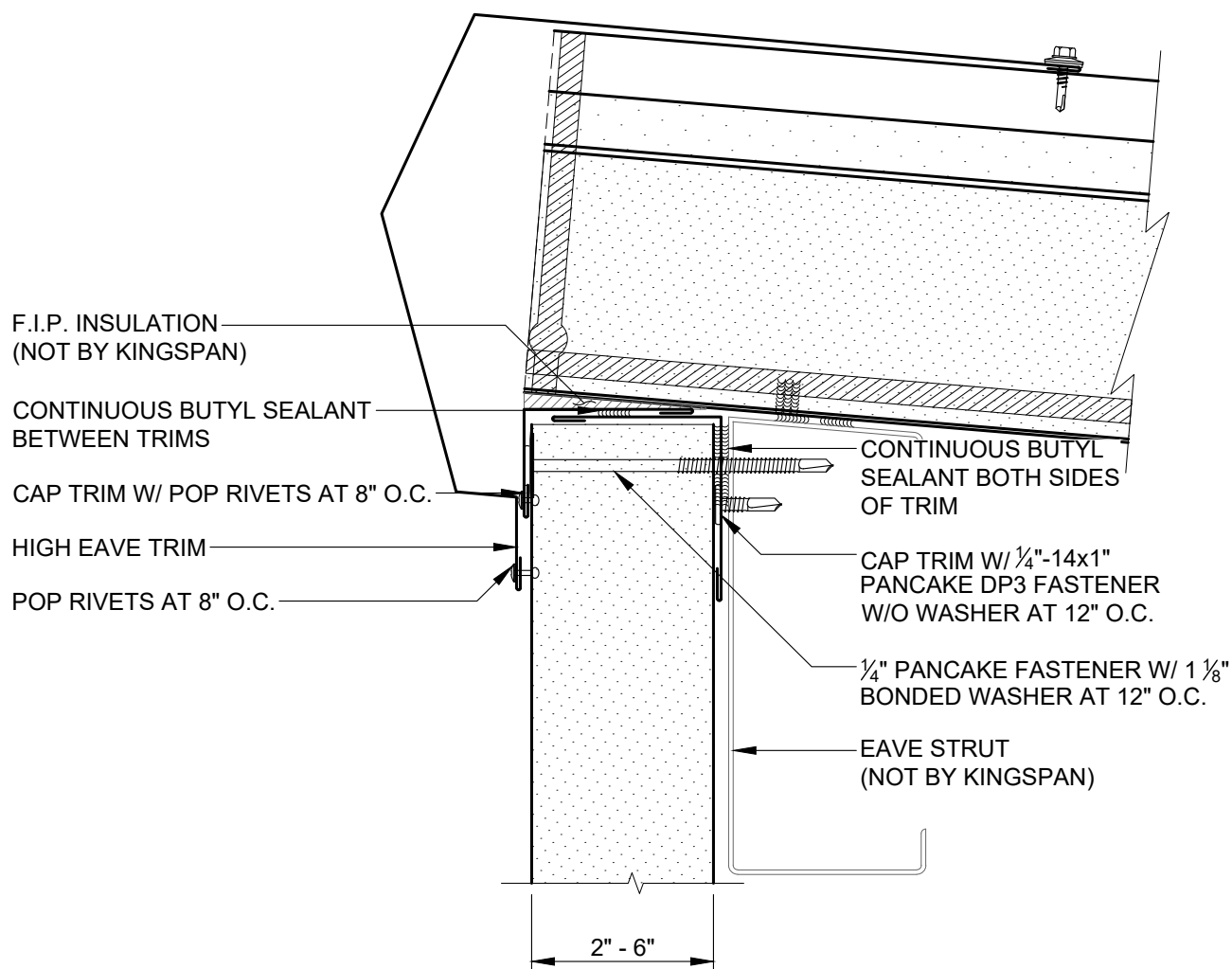
REGION: NORTH AMERICA

www.kingspanpanels.com



KS SERIES - HORIZONTAL INSTALLATION

SEE ROOF DETAILS FOR
ROOF NOTES



| REVISION | |
|------------|---------|
| REVISION # | DATE |
| 13 | 1/30/26 |

WALL TO ROOF
HIGH EAVE

DETAIL #: CI-EV-03-KSH

RELEASE: 2026

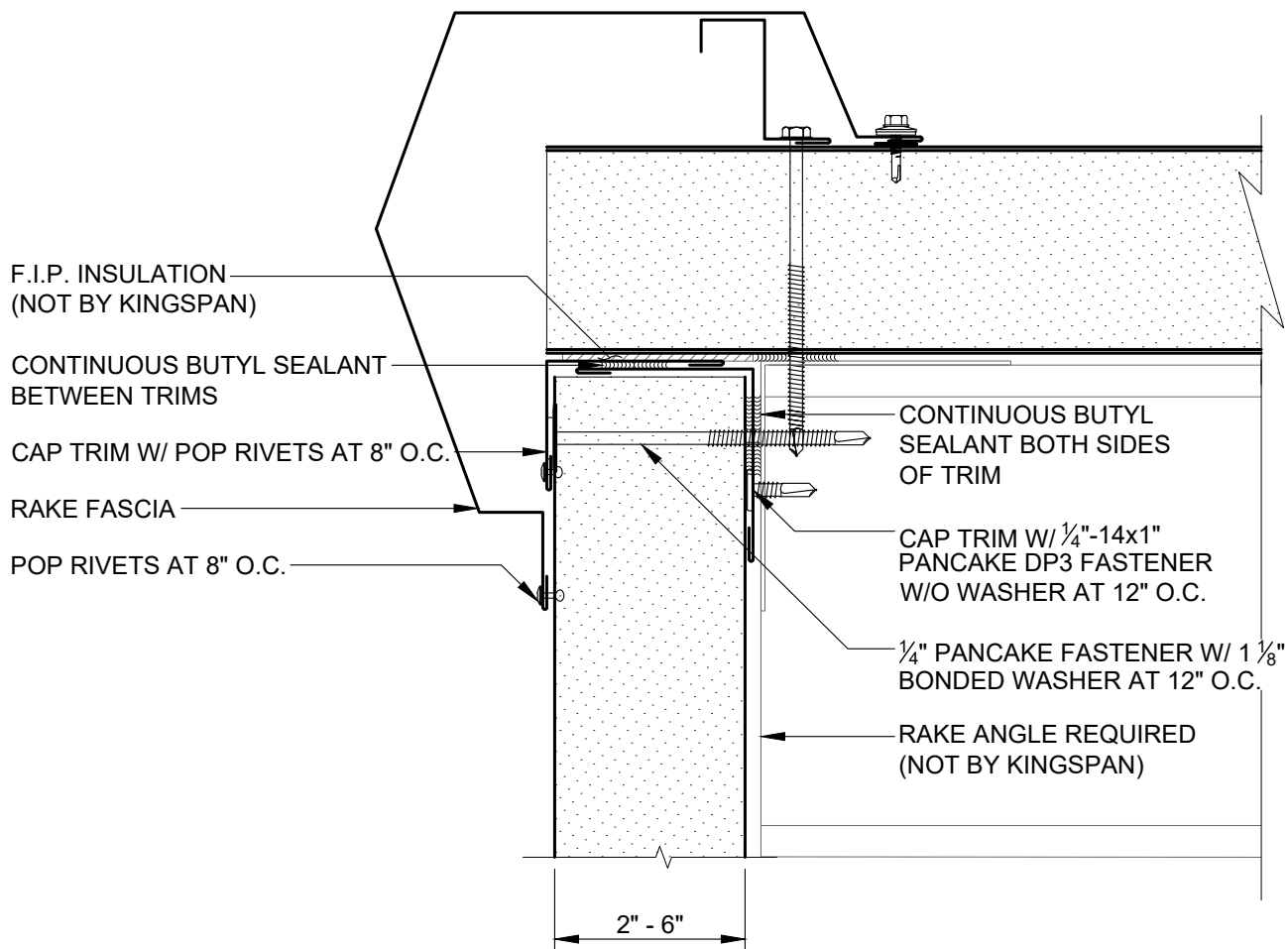
REGION: NORTH AMERICA

www.kingspanpanels.com



KS SERIES - HORIZONTAL INSTALLATION

SEE ROOF DETAILS FOR
ROOF NOTES



| REVISION | |
|------------|---------|
| REVISION # | DATE |
| 13 | 1/30/26 |

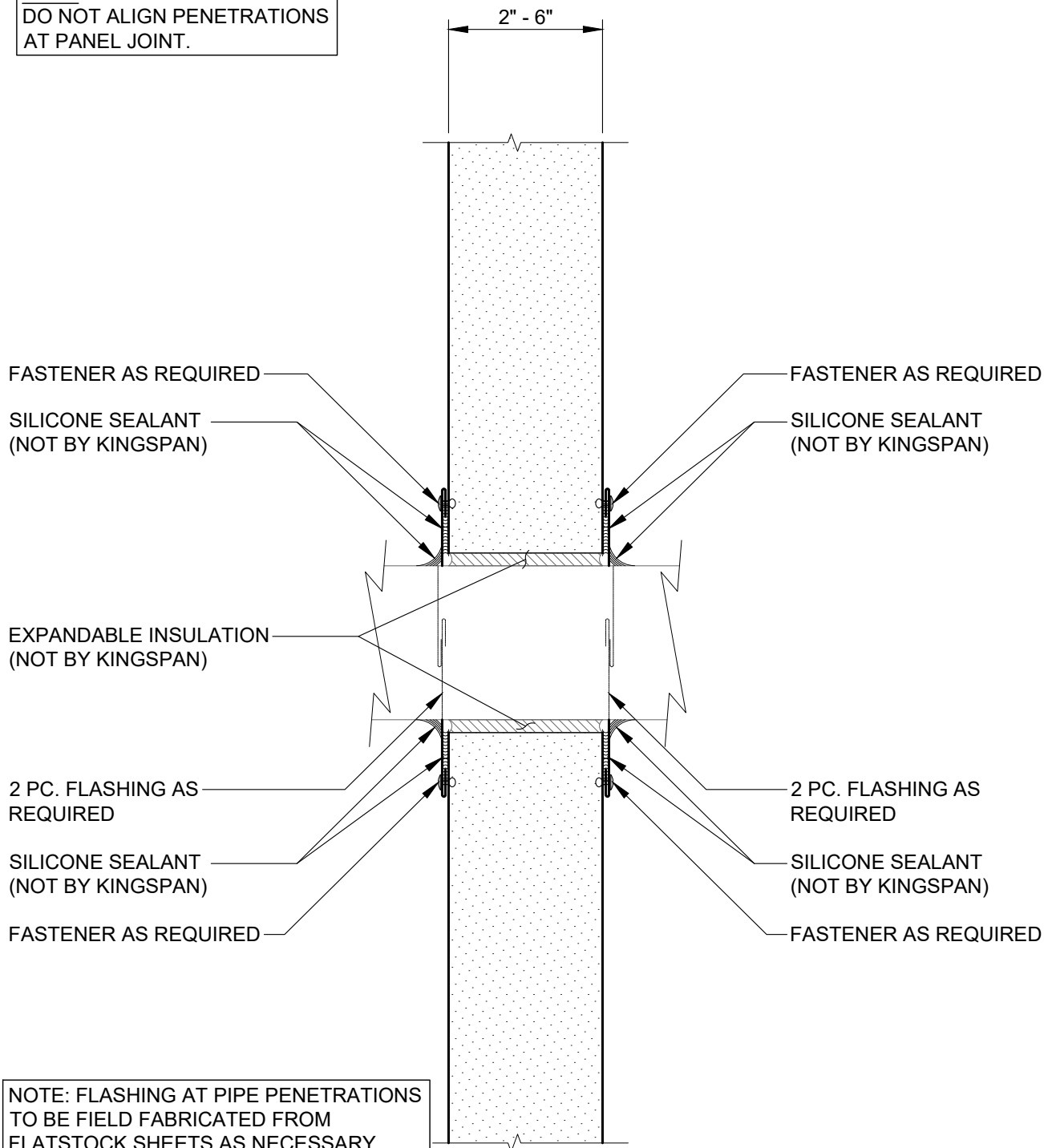
WALL TO ROOF
RAKE

DETAIL #: CI-RK-01-KSH
RELEASE: 2026
REGION: NORTH AMERICA
www.kingspanpanels.com



KS SERIES - HORIZONTAL INSTALLATION

NOTE:
DO NOT ALIGN PENETRATIONS
AT PANEL JOINT.



NOTE: FLASHING AT PIPE PENETRATIONS
TO BE FIELD FABRICATED FROM
FLATSTOCK SHEETS AS NECESSARY.
QUANTITY OF FLATSTOCK REQUIRED
SHALL BE DETERMINED BY INSTALLER
(NOT BY KINGSPAN)

| REVISION | |
|------------|---------|
| REVISION # | DATE |
| 13 | 1/30/26 |

PIPE PENETRATION
SECTION

DETAIL #: CI-PE-01-KSH

RELEASE: 2026

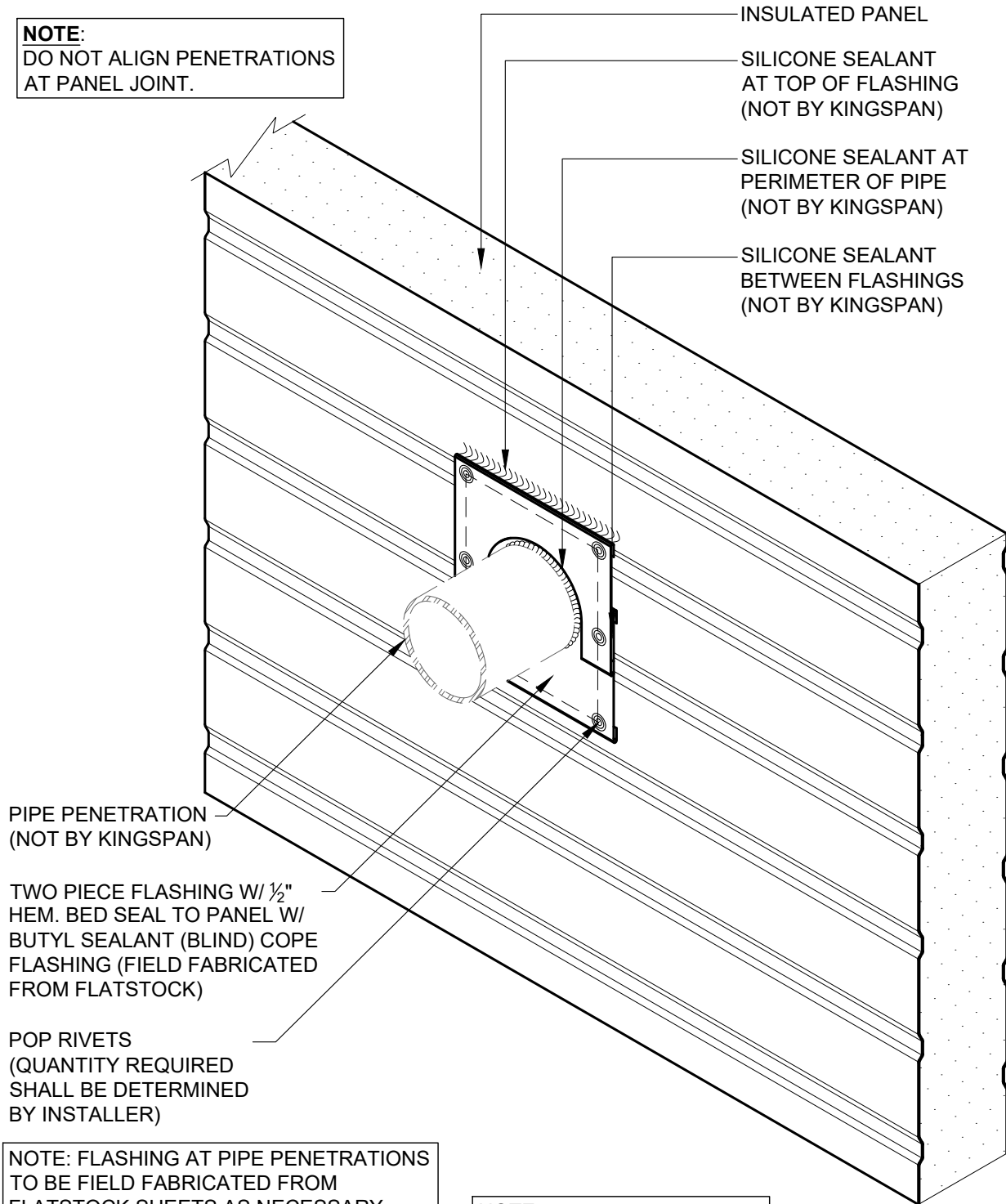
REGION: NORTH AMERICA

www.kingspanpanels.com



KS SERIES - HORIZONTAL INSTALLATION

NOTE:
DO NOT ALIGN PENETRATIONS
AT PANEL JOINT.



NOTE: FLASHING AT PIPE PENETRATIONS
TO BE FIELD FABRICATED FROM
FLATSTOCK SHEETS AS NECESSARY.
QUANTITY OF FLATSTOCK REQUIRED
SHALL BE DETERMINED BY INSTALLER
(NOT BY KINGSPAN)

NOTE:
THIS DETAIL ASSUMES
PENETRATION OCCURS
AFTER PANEL IS INSTALLED

| REVISION | |
|------------|---------|
| REVISION # | DATE |
| 13 | 1/30/26 |

PIPE PENETRATION
ISOMETRIC

DETAIL #: CI-PE-02-KSH

RELEASE: 2026

REGION: NORTH AMERICA

www.kingspanpanels.com



KS SERIES - HORIZONTAL INSTALLATION

NOTE:

DO NOT ALIGN PENETRATIONS
AT PANEL JOINT.

SILICONE SEALANT
AT TOP OF FLASHING
(NOT BY KINGSPAN)

TWO PIECE FLASHING
W/ 1/2" HEM. BED SEAL
TO PANEL W/ BUTYL
SEALANT (BLIND)
COPE FLASHING
(NOT BY KINGSPAN)

SILICONE SEALANT
BETWEEN FLASHINGS
(NOT BY KINGSPAN)

KNIFE PENETRATION
(NOT BY KINGSPAN)

SILICONE SEALANT AT
PERIMETER OF KNIFE
(NOT BY KINGSPAN)

POP RIVETS
(QUANTITY REQUIRED
SHALL BE DETERMINED
BY INSTALLER)

INSULATED PANEL

INSULATED PANEL

SILICONE SEALANT AT TOP OF
FLASHING (NOT BY KINGSPAN)

SILICONE SEALANT AT PERIMETER
OF KNIFE (NOT BY KINGSPAN)

FILL VOID WITH F.I.P INSULATION
(NOT BY KINGSPAN)

KNIFE PENETRATION

NOTE: FLASHING AT PIPE PENETRATIONS
TO BE FIELD FABRICATED FROM
FLATSTOCK SHEETS AS NECESSARY.
QUANTITY OF FLATSTOCK REQUIRED
SHALL BE DETERMINED BY INSTALLER
(NOT BY KINGSPAN)

NOTE:
THIS DETAIL ASSUMES
PENETRATION OCCURS
AFTER PANEL IS INSTALLED

KNIFE PLATE
DETAIL

DETAIL #: CI-PE-03-KSH

RELEASE: 2026

REGION: NORTH AMERICA

www.kingspanpanels.com

REVISION

| REVISION # | DATE |
|------------|---------|
| 13 | 1/30/26 |



KS SERIES - HORIZONTAL INSTALLATION

NOTE:

DO NOT ALIGN PENETRATIONS
AT PANEL JOINT.

INSULATED PANEL

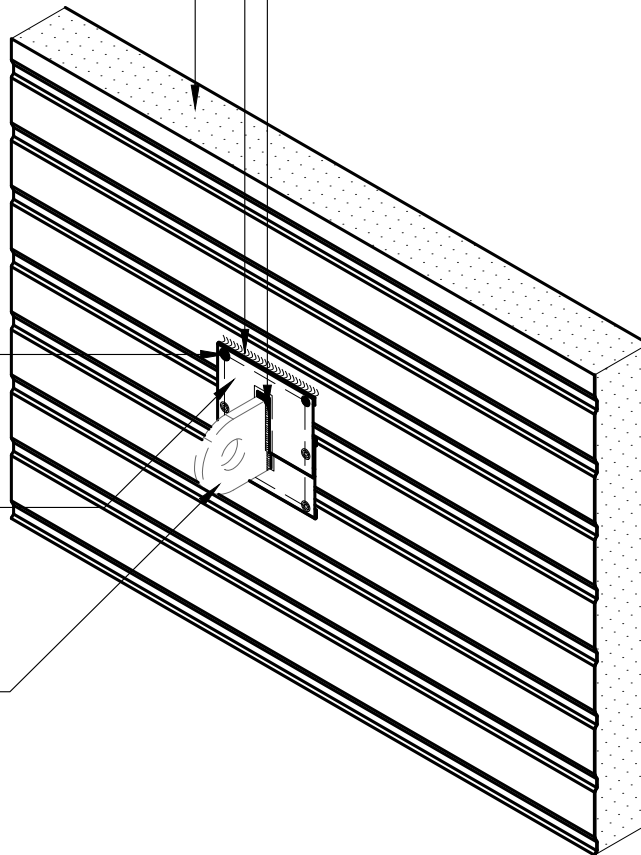
SILICONE SEALANT
AT TOP OF FLASHING
(NOT BY KINGSPAN)

SILICONE SEALANT AT
PERIMETER OF KNIFE
(NOT BY KINGSPAN)

POP RIVETS
(QUANTITY REQUIRED
SHALL BE DETERMINED
BY INSTALLER)

TWO PIECE FLASHING W/ 1/2"
HEM. BED SEAL TO PANEL W/
BUTYL SEALANT (BLIND) COPE
FLASHING (FIELD FABRICATED
FROM FLATSTOCK)

KNIFE PENETRATION
(NOT BY KINGSPAN)



NOTE: FLASHING AT PIPE PENETRATIONS
TO BE FIELD FABRICATED FROM
FLATSTOCK SHEETS AS NECESSARY.
QUANTITY OF FLATSTOCK REQUIRED
SHALL BE DETERMINED BY INSTALLER
(NOT BY KINGSPAN)

NOTE:

THIS DETAIL ASSUMES
PENETRATION OCCURS
AFTER PANEL IS INSTALLED

REVISION

| REVISION # | DATE |
|------------|---------|
| 13 | 1/30/26 |

KNIFE PLATE
ISOMETRIC

DETAIL #: CI-PE-04-KSH

RELEASE: 2026

REGION: NORTH AMERICA

www.kingspanpanels.com



KS SERIES - HORIZONTAL INSTALLATION

NOTE:

DO NOT ALIGN PENETRATIONS
AT PANEL JOINT.

SILICONE SEALANT
AT TOP OF FLASHING
(NOT BY KINGSPAN)

SILICONE SEALANT
BETWEEN FLASHINGS
(NOT BY KINGSPAN)

TWO PIECE FLASHING
W/ 1/2" HEM. BED SEAL
TO PANEL W/ BUTYL
SEALANT (BLIND)
COPE FLASHING
(NOT BY KINGSPAN)

BEAM PENETRATION
(NOT BY KINGSPAN)

SILICONE SEALANT AT
PERIMETER OF BEAM
(NOT BY KINGSPAN)

POP RIVETS
(QUANTITY REQUIRED
SHALL BE DETERMINED
BY INSTALLER)

INSULATED PANEL

INSULATED PANEL

SILICONE SEALANT AT TOP OF
FLASHING (NOT BY KINGSPAN)

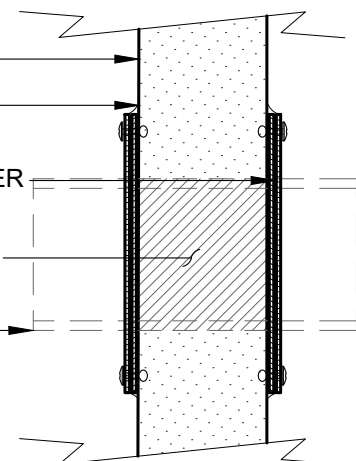
SILICONE SEALANT AT PERIMETER
OF BEAM (NOT BY KINGSPAN)

FILL VOID WITH F.I.P INSULATION
(NOT BY KINGSPAN)

BEAM PENETRATION

NOTE: FLASHING AT PIPE PENETRATIONS
TO BE FIELD FABRICATED FROM
FLATSTOCK SHEETS AS NECESSARY.
QUANTITY OF FLATSTOCK REQUIRED
SHALL BE DETERMINED BY INSTALLER
(NOT BY KINGSPAN)

NOTE:
THIS DETAIL ASSUMES
PENETRATION OCCURS
AFTER PANEL IS INSTALLED

**REVISION**

| REVISION # | DATE |
|------------|---------|
| 13 | 1/30/26 |

BEAM PENETRATION
DETAIL

DETAIL #: CI-PE-05-KSH

RELEASE: 2026

REGION: NORTH AMERICA

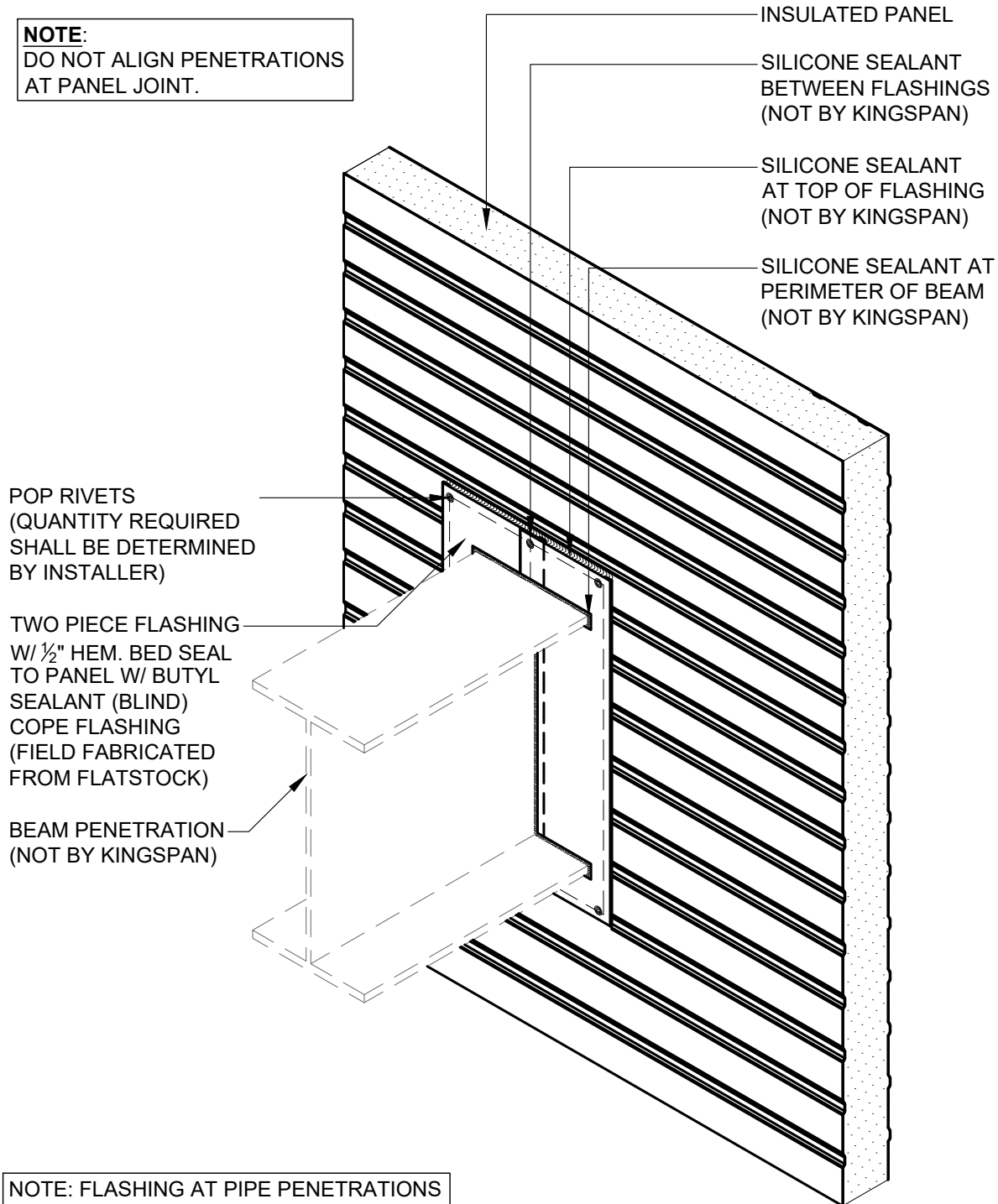
www.kingspanpanels.com



KS SERIES - HORIZONTAL INSTALLATION

NOTE:

DO NOT ALIGN PENETRATIONS
AT PANEL JOINT.



NOTE: FLASHING AT PIPE PENETRATIONS
TO BE FIELD FABRICATED FROM
FLATSTOCK SHEETS AS NECESSARY.
QUANTITY OF FLATSTOCK REQUIRED
SHALL BE DETERMINED BY INSTALLER
(NOT BY KINGSPAN)

NOTE:
THIS DETAIL ASSUMES
PENETRATION OCCURS
AFTER PANEL IS INSTALLED

REVISION

| REVISION # | DATE |
|------------|---------|
| 13 | 1/30/26 |

BEAM PENETRATION
ISOMETRIC

DETAIL #: CI-PE-06-KSH

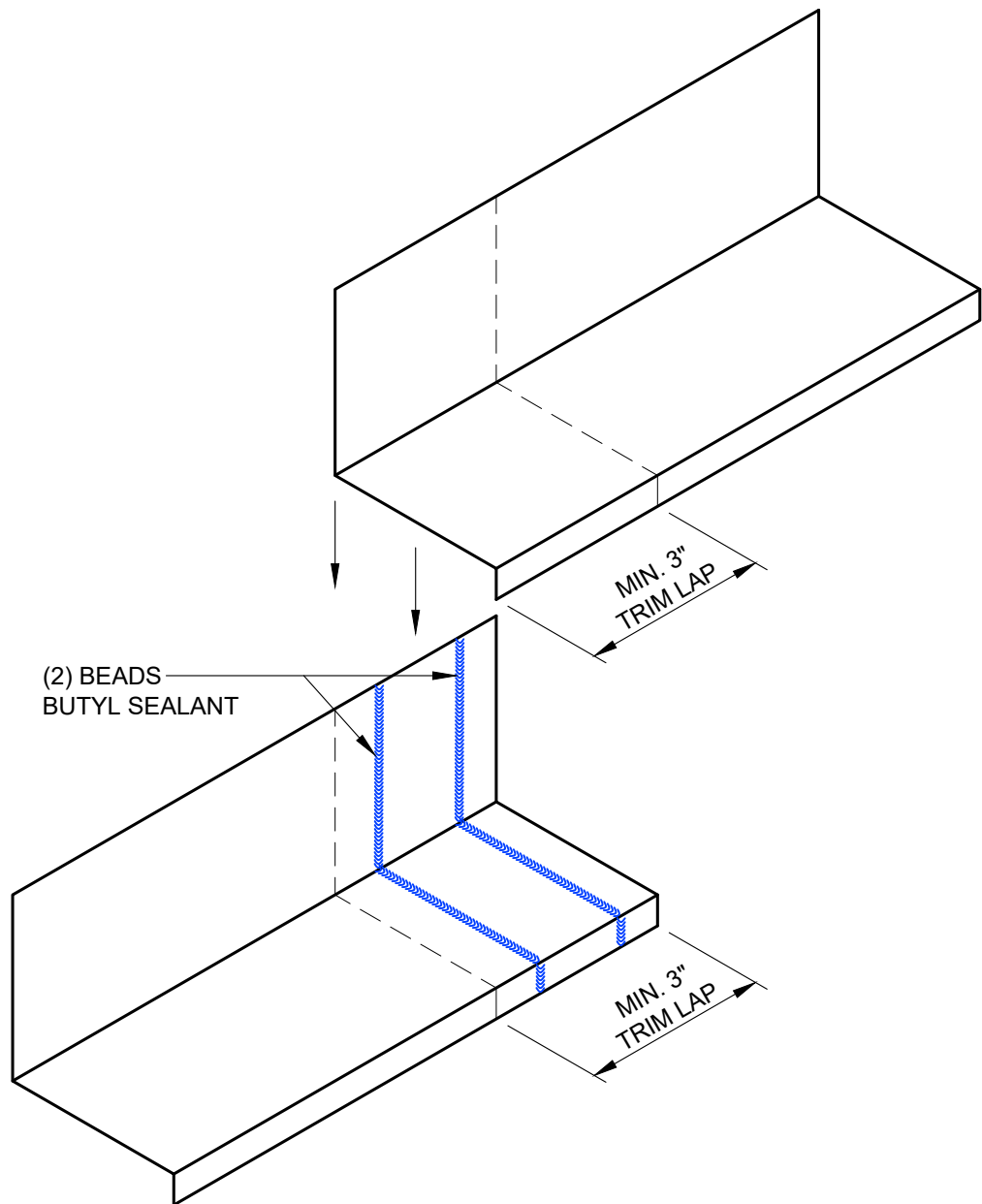
RELEASE: 2026

REGION: NORTH AMERICA

www.kingspanpanels.com



KS SERIES - HORIZONTAL INSTALLATION



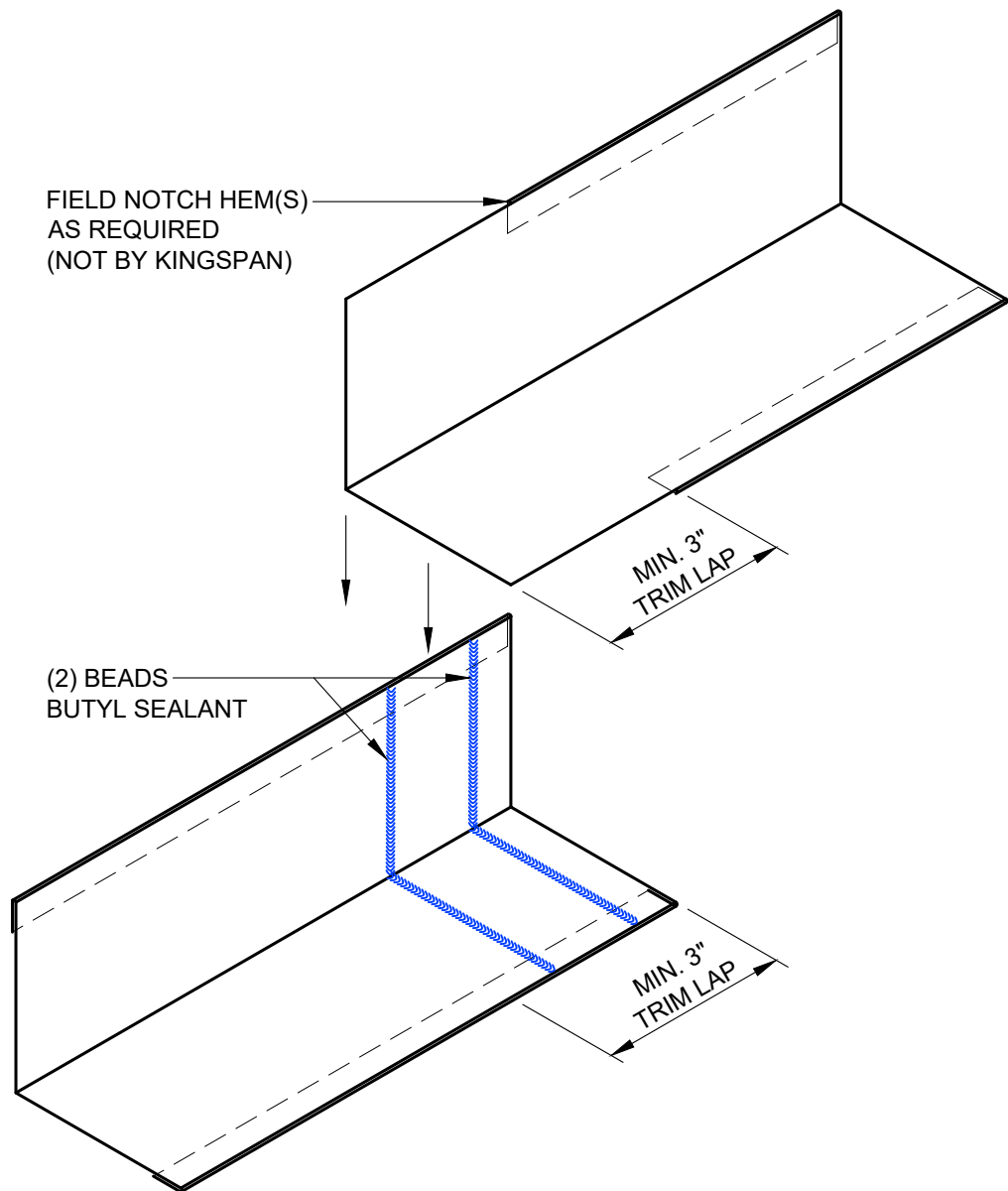
| REVISION | |
|------------|---------|
| REVISION # | DATE |
| 13 | 1/30/26 |

TRIM LAP
W/ DRIP EDGE

DETAIL #: CI-TL-01-KSH
RELEASE: 2026
REGION: NORTH AMERICA
www.kingspanpanels.com



KS SERIES - HORIZONTAL INSTALLATION



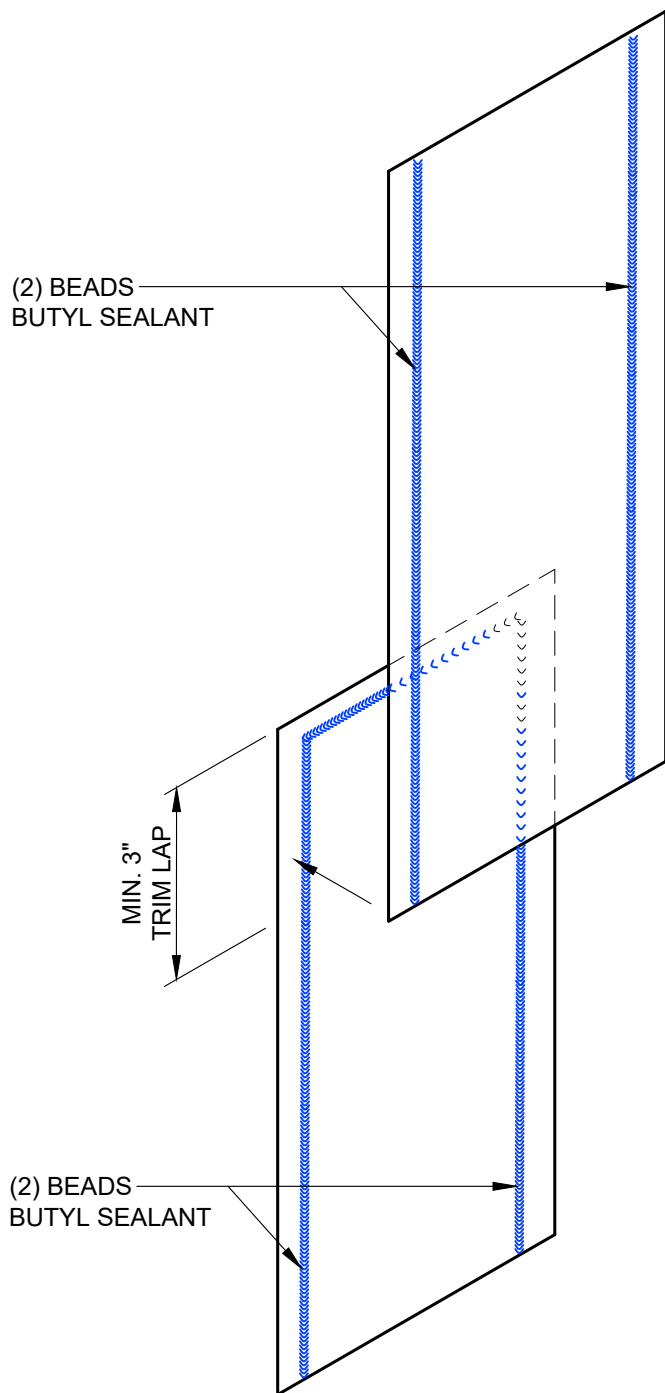
| REVISION | |
|------------|---------|
| REVISION # | DATE |
| 13 | 1/30/26 |

TRIM LAP
W/ HEM

DETAIL #: CI-TL-02-KSH
RELEASE: 2026
REGION: NORTH AMERICA
www.kingspanpanels.com



KS SERIES - HORIZONTAL INSTALLATION



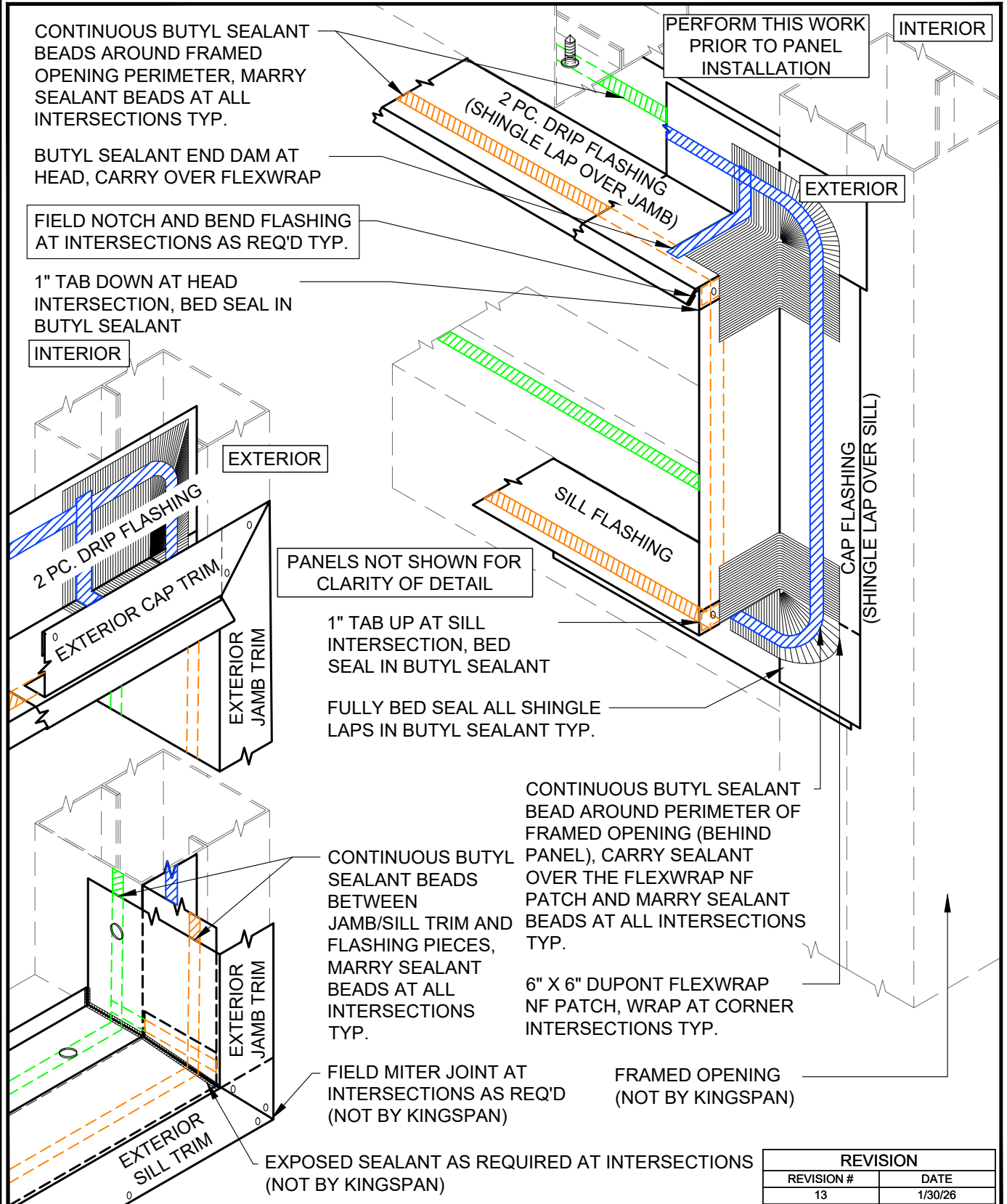
| REVISION | |
|------------|---------|
| REVISION # | DATE |
| 13 | 1/30/26 |

MENDING PLATE
SHINGLE LAP

DETAIL #: CI-TL-03-KSH
RELEASE: 2026
REGION: NORTH AMERICA
www.kingspanpanels.com



KS SERIES - HORIZONTAL INSTALLATION



| REVISION | |
|------------|---------|
| REVISION # | DATE |
| 13 | 1/30/26 |

TRIM LAP
W/ FRAMED OPENING

DETAIL #: CI-TL-04-KSH

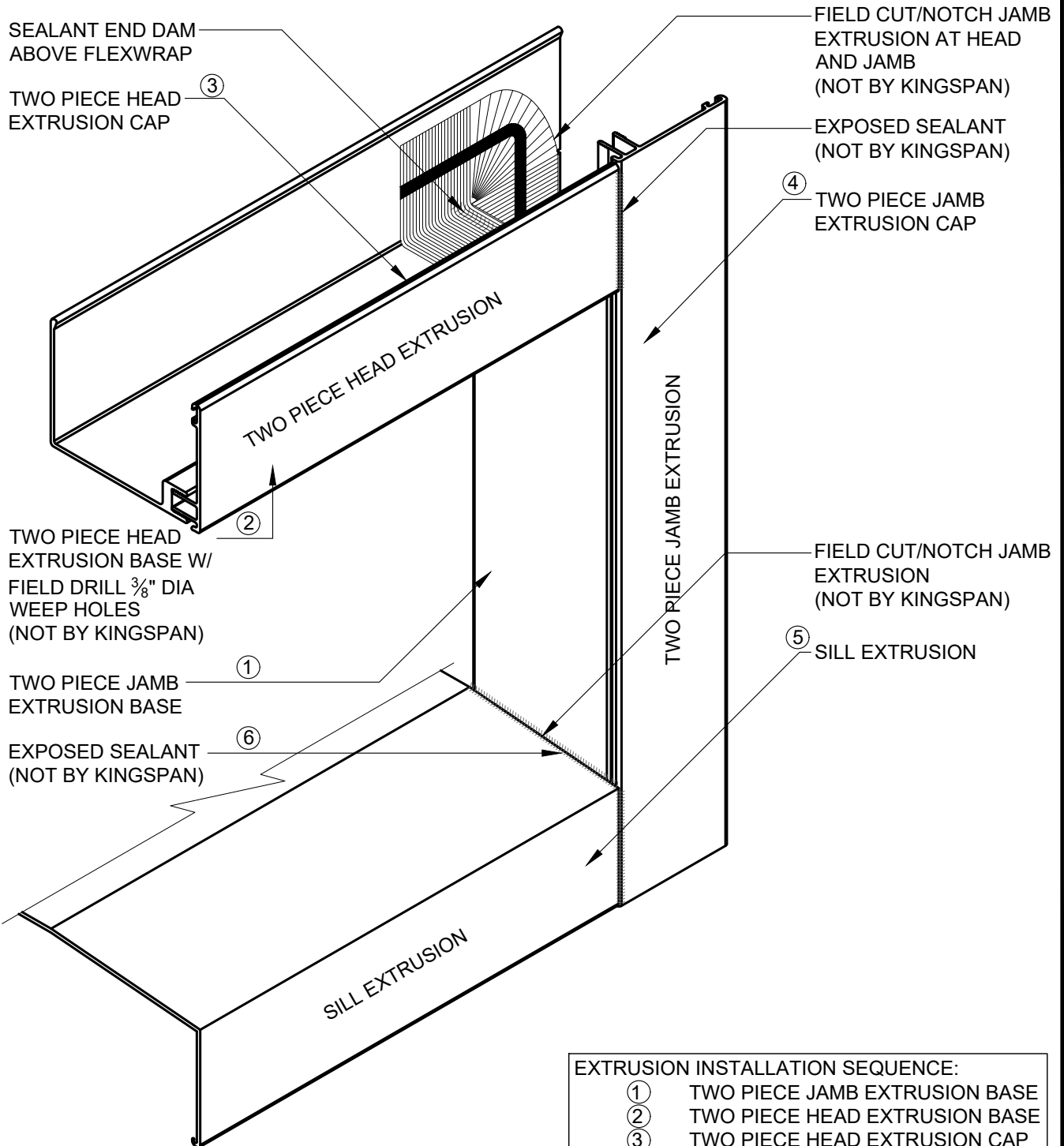
RELEASE: 2026

REGION: NORTH AMERICA

www.kingspanpanels.com



KS SERIES - HORIZONTAL INSTALLATION



- EXTRUSION INSTALLATION SEQUENCE:
- ① TWO PIECE JAMB EXTRUSION BASE
 - ② TWO PIECE HEAD EXTRUSION BASE
 - ③ TWO PIECE HEAD EXTRUSION CAP
 - ④ TWO PIECE JAMB EXTRUSION CAP
 - ⑤ SILL EXTRUSION
 - ⑥ EXTERIOR SEALANTS AS REQUIRED

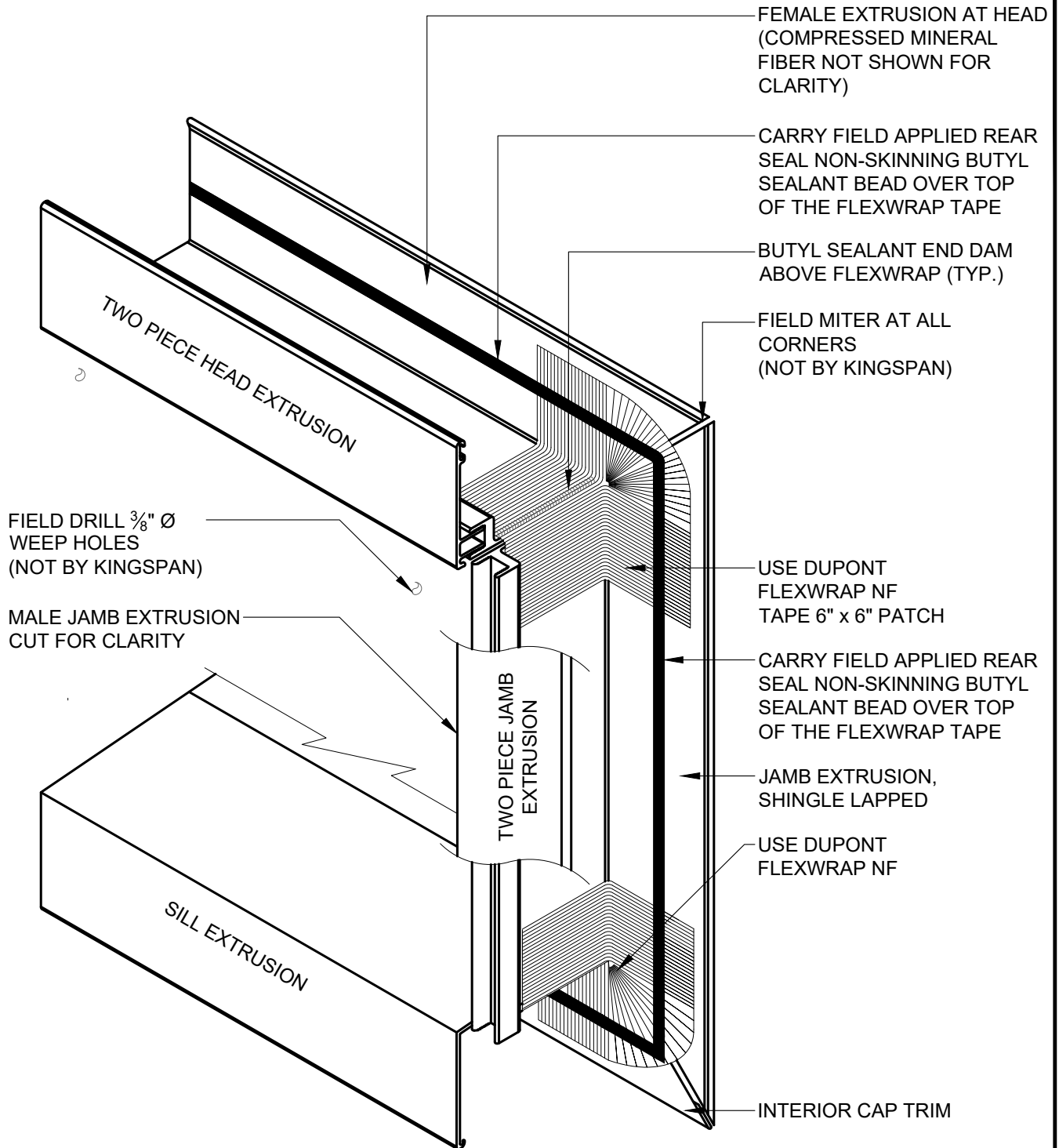
| REVISION | |
|------------|---------|
| REVISION # | DATE |
| 13 | 1/30/26 |

EXTRUSION
W/ FLEXWRAP AT FRAMED OPENING

DETAIL #: CI-TL-05-KSH
RELEASE: 2026
REGION: NORTH AMERICA
www.kingspanpanels.com



KS SERIES - HORIZONTAL INSTALLATION



| REVISION | |
|------------|---------|
| REVISION # | DATE |
| 13 | 1/30/26 |

EXTRUSION
W/ FLEXWRAP AT FRAMED OPENING

DETAIL #: CI-TL-06-KSH

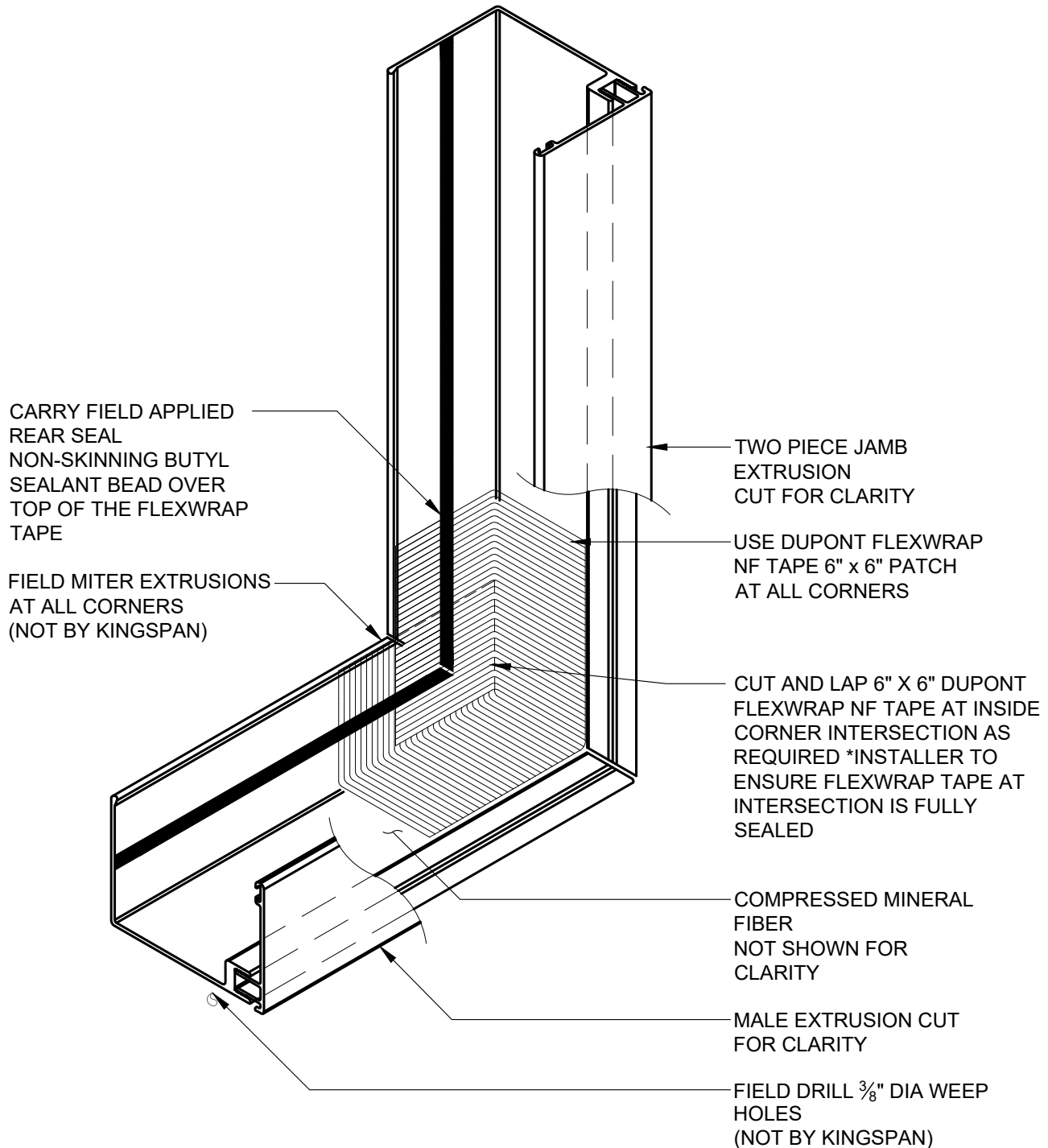
RELEASE: 2026

REGION: NORTH AMERICA

www.kingspanpanels.com



KS SERIES - HORIZONTAL INSTALLATION



| REVISION | |
|------------|---------|
| REVISION # | DATE |
| 13 | 1/30/26 |

EXTRUSION W/ FLEXWRAP AT
REMOVABLE FRAMED OPENING

DETAIL #: CI-TL-07-KSH

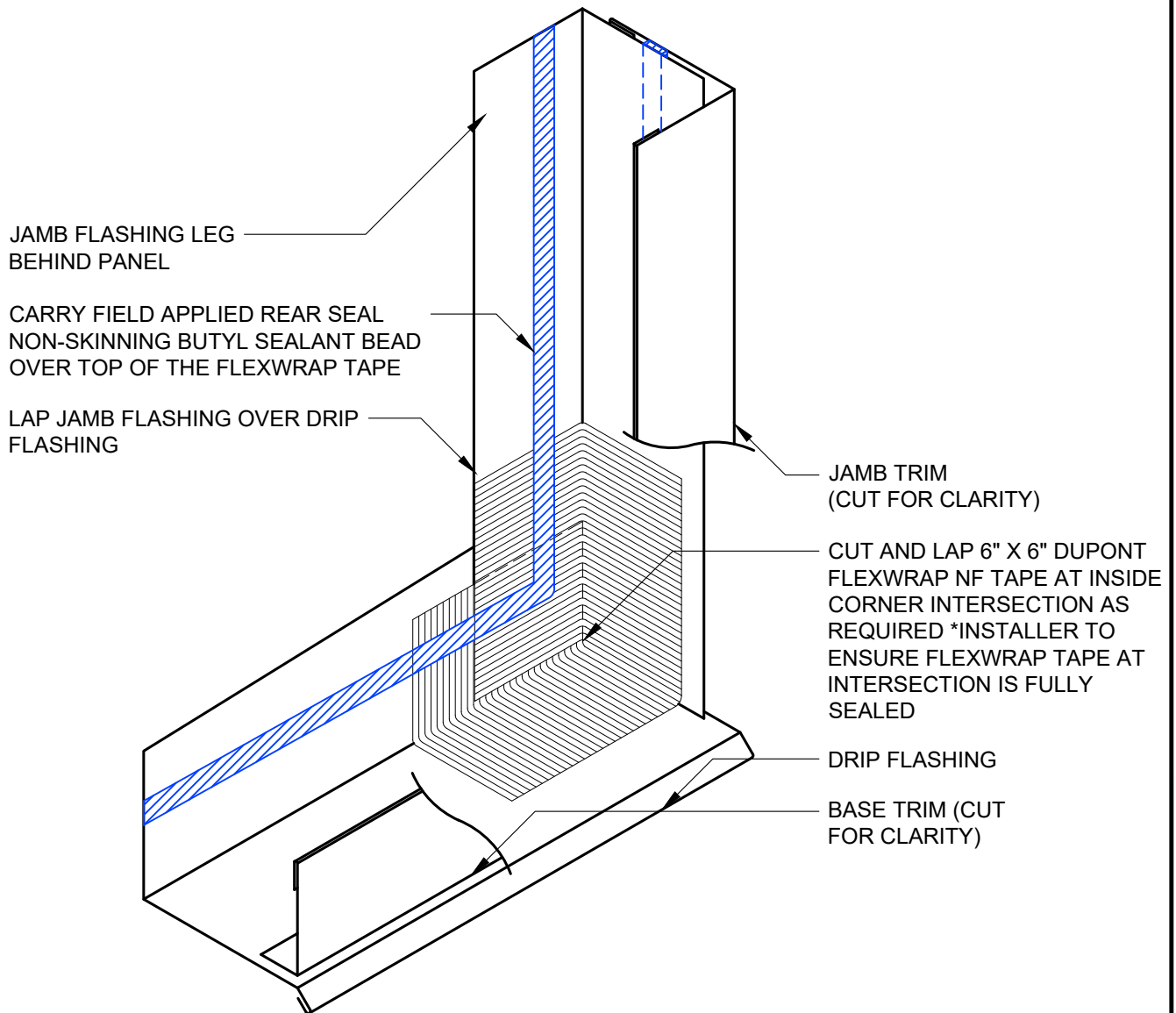
RELEASE: 2026

REGION: NORTH AMERICA

www.kingspanpanels.com



KS SERIES - HORIZONTAL INSTALLATION



| REVISION | |
|------------|---------|
| REVISION # | DATE |
| 13 | 1/30/26 |

TRIM W/ FLEXWRAP AT
REMOVABLE FRAMED OPENING

DETAIL #: CI-TL-08-KSH


RELEASE: 2026

REGION: NORTH AMERICA

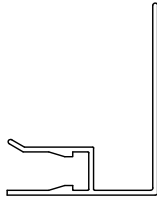
www.kingspanpanels.com



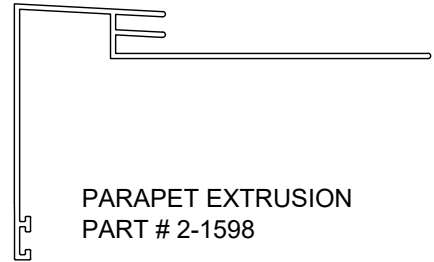
KS SERIES - HORIZONTAL INSTALLATION



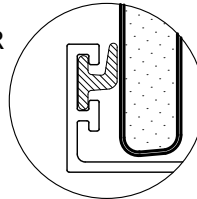
TWO PIECE
ENDWALL/JAMB
EXTRUSION CAP
PART# 0215



2" TWO PIECE
ENDWALL/JAMB
EXTRUSION RECEIVER
PART# 0214



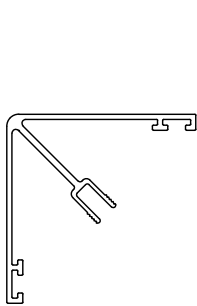
PARAPET EXTRUSION
PART # 2-1598



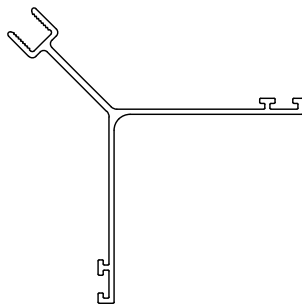
OPTIONAL WIPER
GASKET
(FIELD INSTALLED)



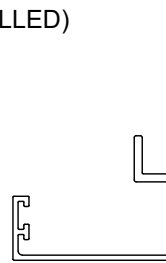
2" PANEL BASE "B"
EXTRUSION
PART #2-4049



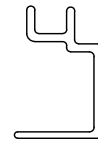
2" CORNER
MALE EXTRUSION
(SEE EXTRUSION DETAIL
SET FOR COMPATIBILITY)



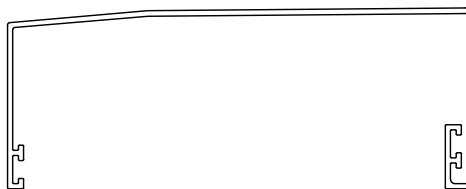
2" CORNER
FEMALE EXTRUSION
PART #2-3998



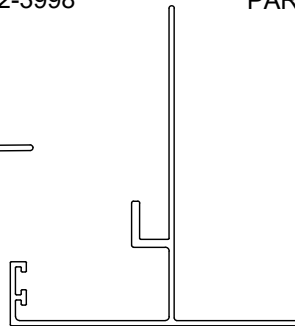
2" PANEL BASE "A"
EXTRUSION
PART # 2-4045



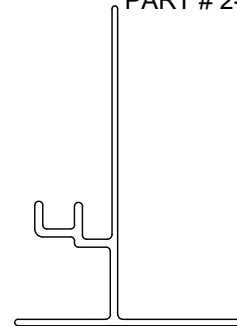
2" PANEL BASE "C"
EXTRUSION
PART # 2-4053



SILL EXTRUSION
PART #2-4064

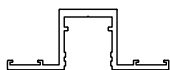


2" SOFFIT EXTRUSION "A"
PART #2-4056



2" SOFFIT EXTRUSION "B"
PART #2-4060

VERTICAL JOINT EXTRUSIONS



TOP HAT EXTRUSION
PART #2-4077



FLUSH INSERT
PART #2-4078



RECESSED
TOP HAT EXTRUSION
PART #2-4074



RECESSED
INSERT
PART #2-4076

| REVISION | |
|------------|---------|
| REVISION # | DATE |
| 13 | 1/30/26 |

KS SERIES
2" EXTRUSIONS

DETAIL #: CI-EX-01-KSH


RELEASE: 2026

REGION: NORTH AMERICA

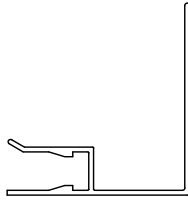
www.kingspanpanels.com



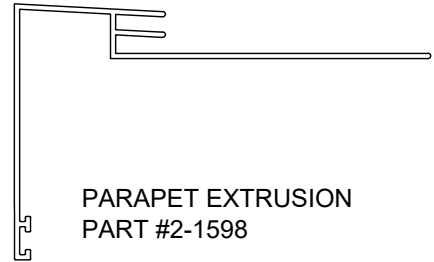
KS SERIES - HORIZONTAL INSTALLATION



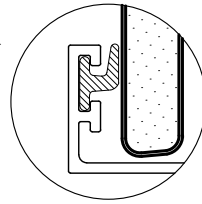
TWO PIECE
ENDWALL/JAMB
EXTRUSION CAP
PART# 0215



2.5" TWO PIECE
ENDWALL/JAMB
EXTRUSION RECEIVER
PART# 1063



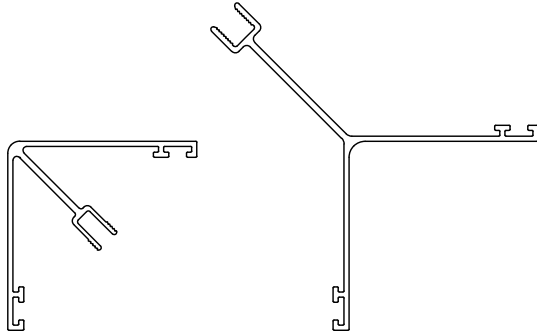
PARAPET EXTRUSION
PART #2-1598



OPTIONAL WIPER
GASKET
(FIELD INSTALLED)



2" PANEL BASE "B"
EXTRUSION
PART #2-4050

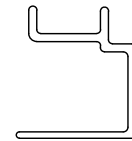


2.5" CORNER
MALE EXTRUSION
(SEE EXTRUSION DETAIL
SET FOR COMPATIBILITY)

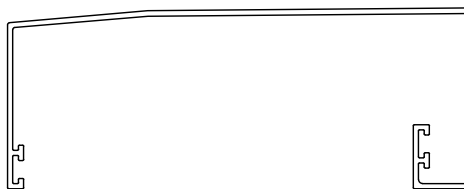
2.5" CORNER
FEMALE EXTRUSION
PART #2-3999



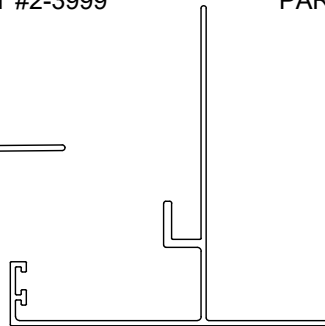
2.5" PANEL BASE "A"
EXTRUSION
PART #2-4046



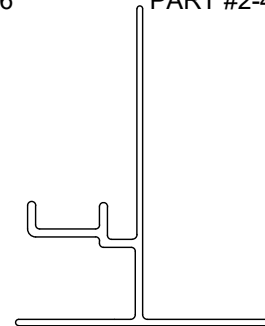
2" PANEL BASE "C"
EXTRUSION
PART #2-4054



SILL EXTRUSION
PART #2-4064

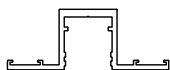


2.5" SOFFIT EXTRUSION "A"
PART #2-4057



2.5" SOFFIT EXTRUSION "B"
PART #2-4061

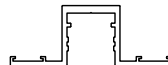
VERTICAL JOINT EXTRUSIONS



TOP HAT EXTRUSION
PART #2-4077



FLUSH INSERT
PART #2-4078



RECESSED
TOP HAT EXTRUSION
PART #2-4074



RECESSED
INSERT
PART #2-4076

| REVISION | |
|------------|---------|
| REVISION # | DATE |
| 13 | 1/30/26 |

KS SERIES
2.5" EXTRUSIONS

DETAIL #: CI-EX-02-KSH


RELEASE: 2026

REGION: NORTH AMERICA

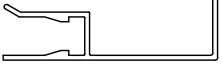
www.kingspanpanels.com



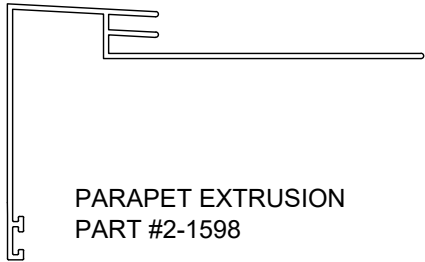
KS SERIES - HORIZONTAL INSTALLATION



TWO PIECE
ENDWALL/JAMB
EXTRUSION CAP
PART# 0215




3" TWO PIECE
ENDWALL/JAMB
EXTRUSION RECEIVER
PART# 0269



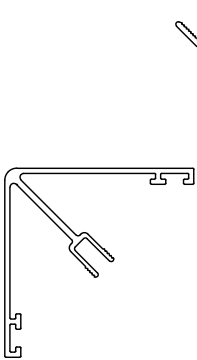
PARAPET EXTRUSION
PART #2-1598



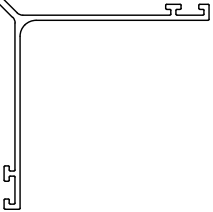
OPTIONAL WIPER
GASKET
(FIELD INSTALLED)




2" PANEL BASE "B"
EXTRUSION
PART #2-4051



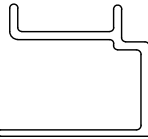
3" CORNER
MALE EXTRUSION
(SEE EXTRUSION DETAIL
SET FOR COMPATIBILITY)



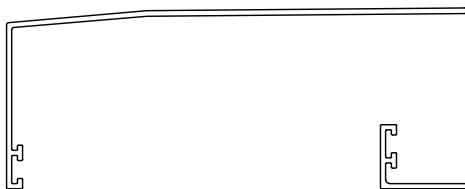
3" CORNER
FEMALE EXTRUSION
PART #2-4000



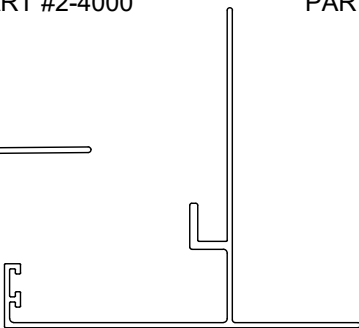
3" PANEL BASE "A"
EXTRUSION
PART #2-4047



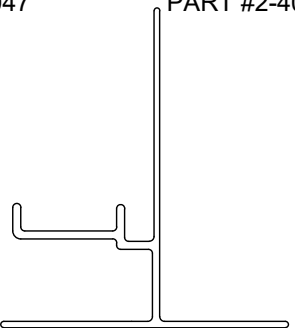
3" PANEL BASE "C"
EXTRUSION
PART #2-4084



SILL EXTRUSION
PART #2-4064

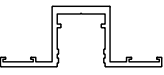


3" SOFFIT EXTRUSION "A"
PART #2-4058



3" SOFFIT EXTRUSION "B"
PART #2-4062

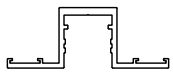
VERTICAL JOINT EXTRUSIONS




TOP HAT EXTRUSION
PART #2-4077



FLUSH INSERT
PART #2-4078



RECESSED
TOP HAT EXTRUSION
PART #2-4074



RECESSED
INSERT
PART #2-4076

| REVISION | |
|------------|---------|
| REVISION # | DATE |
| 13 | 1/30/26 |

KS SERIES
3" EXTRUSIONS

DETAIL #: CI-EX-03-KSH


RELEASE: 2026

REGION: NORTH AMERICA


www.kingspanpanels.com




KS SERIES - HORIZONTAL INSTALLATION



TWO PIECE
ENDWALL/JAMB
EXTRUSION CAP
PART# 0215




4" TWO PIECE
ENDWALL/JAMB
EXTRUSION RECEIVER
PART# 4266



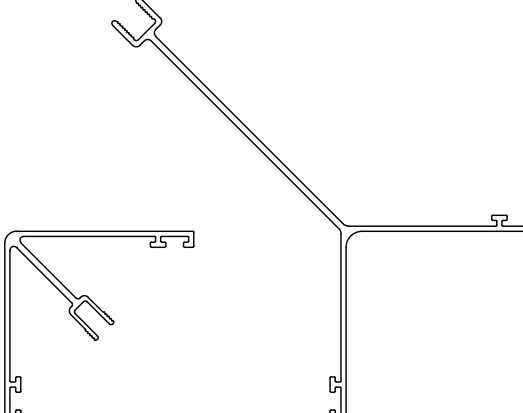
PARAPET EXTRUSION
PART #2-1598



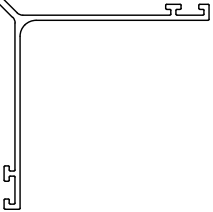
OPTIONAL WIPER
GASKET
(FIELD INSTALLED)




2" PANEL BASE "B"
EXTRUSION
PART #2-4052




4" CORNER
MALE EXTRUSION
(SEE EXTRUSION DETAIL
SET FOR COMPATIBILITY)




4" CORNER
FEMALE EXTRUSION
PART #2-4001




4" PANEL BASE "A"
EXTRUSION
PART #2-4048



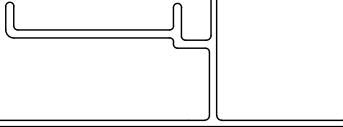
4" PANEL BASE "C"
EXTRUSION
PART #2-4055



SILL EXTRUSION
PART #2-4064

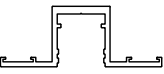


3" SOFFIT EXTRUSION "A"
PART #2-4059



3" SOFFIT EXTRUSION "B"
PART #2-4063

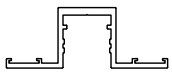
VERTICAL JOINT EXTRUSIONS




TOP HAT EXTRUSION
PART #2-4077



FLUSH INSERT
PART #2-4078



RECESSED
TOP HAT EXTRUSION
PART #2-4074



RECESSED
INSERT
PART #2-4076

| REVISION | |
|------------|---------|
| REVISION # | DATE |
| 13 | 1/30/26 |

KS SERIES
4" EXTRUSIONS

DETAIL #: CI-EX-04-KSH

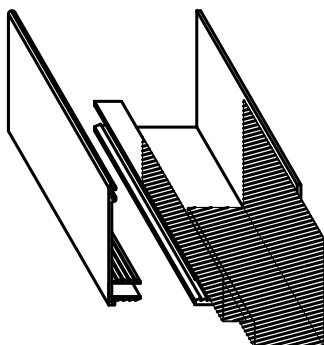
RELEASE: 2026

REGION: NORTH AMERICA

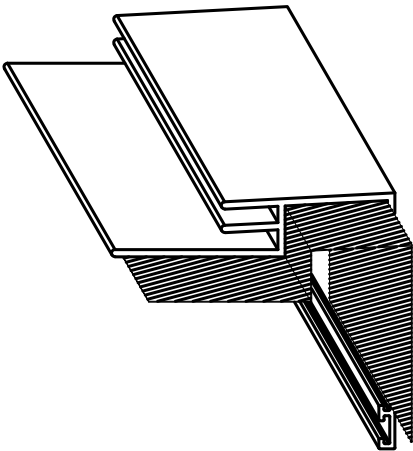
www.kingspanpanels.com



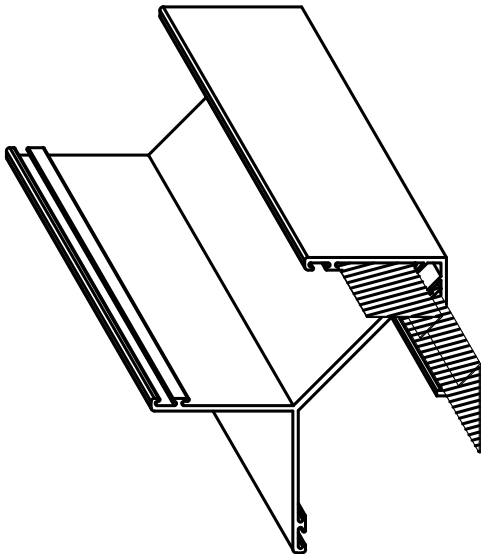
KS SERIES - HORIZONTAL INSTALLATION



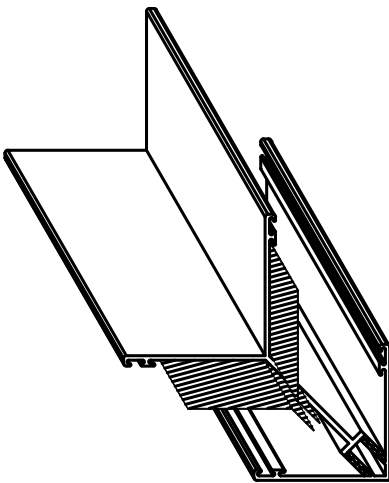
LAP STRIP FOR TWO PIECE
JAMB EXTRUSION



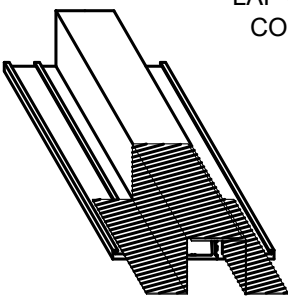
LAP STRIP FOR
PARAPET EXTRUSION



LAP STRIPS FOR OUTSIDE
CORNER EXTRUSION



LAP STRIPS FOR INSIDE
CORNER EXTRUSION



LAP STRIP FOR VERTICAL HAT EXTRUSION

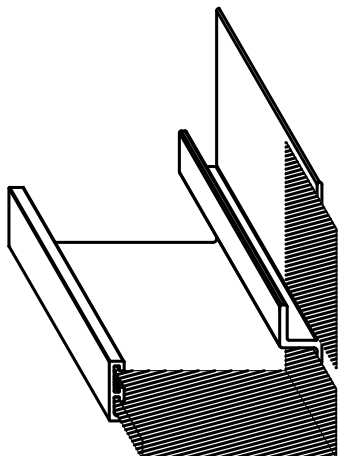
| REVISION | |
|------------|---------|
| REVISION # | DATE |
| 13 | 1/30/26 |

KS SERIES
EXTRUSION
LAP STRIPS

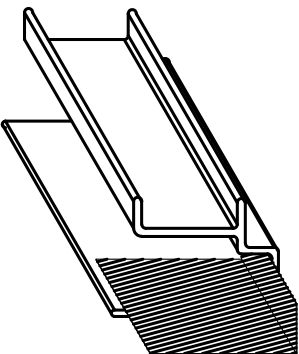
DETAIL #: CI-EX-05-KSH
RELEASE: 2026
REGION: NORTH AMERICA
www.kingspanpanels.com



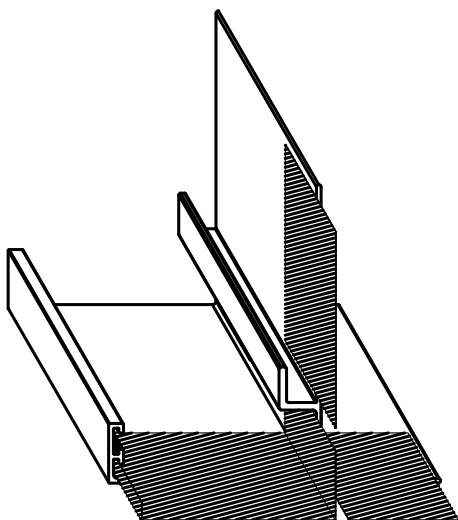
KS SERIES - HORIZONTAL INSTALLATION



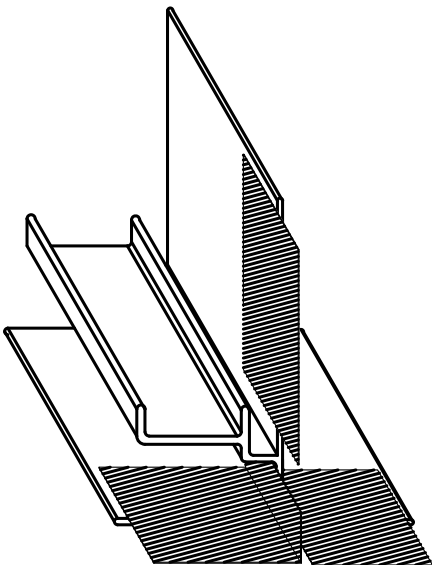
LAP STRIP FOR
BASE EXTRUSION "A"



LAP STRIP FOR
BASE EXTRUSION "C"



LAP STRIP FOR
SOFFIT EXTRUSION "A"



LAP STRIP FOR
SOFFIT EXTRUSION "B"

| REVISION | |
|------------|---------|
| REVISION # | DATE |
| 13 | 1/30/26 |

KS SERIES
EXTRUSION
LAP STRIPS

DETAIL #: CI-EX-06-KSH
RELEASE: 2026
REGION: NORTH AMERICA
www.kingspanpanels.com

