

KS SERIES - VERTICAL INSTALLATION

CI-DS-01-KSV	C AND I DISCLAIMER
CI-PP-01-KSV	PANEL PROFILES
CI-PP-02-KSV	PANEL PROFILES
CI-PP-03-KSV	PANEL PROFILES
CI-FP-01-KSV	FASTENING PATTERNS
CI-FP-02-KSV	FASTENING PATTERNS
CI-FP-03-KSV	FASTENING PATTERNS
CI-PJ-01-KSV	EXPANDED PANEL JOINT
CI-PJ-02-KSV	ENGAGED PANEL JOINT
CI-PJ-03-KSV	INTERMEDIATE SUPPORT
CI-PJ-04-KSV	EXPANDED PANEL JOINT W/ LEO-KLIP & FASTENERS
CI-PJ-05-KSV	ENGAGED PANEL JOINT W/ LEO-KLIP & FASTENERS
CI-PJ-06-KSV	INTERMEDIATE SUPPORT W/ LEO-KLIP & FASTENERS
CI-PJ-07-KSV	LEO-KLIP & FASTENERS SECTION AT END OF PANEL CONDITION
CI-PJ-08-KSV	INTERMEDIATE SUPPORT W/ LEO-KLIP+ & FASTENERS
CI-PJ-09-KSV	LEO-KLIP+ & FASTENERS SECTION AT END OF PANEL CONDITION
CI-PJ-10-KSV	LEO-KLIP & FASTENERS - ISOMETRIC
CI-PJ-11-KSV	LEO-KLIP+ & FASTENERS - ISOMETRIC
CI-BS-01-KSV	FLUSH BASE
CI-BS-02-KSV	FLUSH BASE 2
CI-BS-03-KSV	BASE AT NOTCHED CONCRETE
CI-BS-04-KSV	OVERHANG W/ BASE SUPPORT
CI-BS-05-KSV	OVERHANG W/ BASE ANGLE
CI-BS-06-KSV	OVERHANG W/ BASE "J" EXTRUSION
CI-BS-07-KSV	BASE DETAIL MARRIAGE BEAD ISOMETRIC

REVISION	
9	1/8/24
10	12/2/25
11	1/30/26

INDEX SHEET

DETAIL #: XX-XX-XX-KSV

RELEASE: 2026

REGION: NORTH AMERICA

www.kingspanpanels.com



KS SERIES - VERTICAL INSTALLATION

CI-OC-01-KSV	OUTSIDE CORNER W/ FLAT TRIM
CI-OC-02-KSV	OUTSIDE CORNER W/ PROFILED TRIM
CI-OC-03-KSV	OUTSIDE CORNER W/ EXTRUSION
CI-IC-01-KSV	INSIDE CORNER W/ FLAT TRIM
CI-IC-02-KSV	INSIDE CORNER W/ PROFILED TRIM
CI-IC-03-KSV	INSIDE CORNER W/ EXTRUSION
CI-IC-04-KSV	I.C. LAP AT BASE TRIM EXPANDED
CI-IC-05-KSV	I.C. LAP AT BASE TRIM ENGAGED
CI-IC-06-KSV	I.C. TRIM LAP EXPANDED
CI-IC-07-KSV	I.C. TRIM LAP ENGAGED
CI-EN-01-KSV	ENDWALL TERMINATION W/ TRIM
CI-EN-02-KSV	ENDWALL TERMINATION W/ EXTRUSION
CI-FO-01-KSV	F.O. HEAD W/ DRIP EDGE
CI-FO-02-KSV	F.O. HEAD W/ TWO PIECE TRIM
CI-FO-03-KSV	F.O. JAMB W/ FLAT TRIM
CI-FO-04-KSV	F.O. JAMB W/ TWO PIECE TRIM
CI-FO-05-KSV	F.O. SILL W/ TRIM
CI-FO-06-KSV	F.O. SILL W/ TWO PIECE TRIM
CI-FO-07-KSV	F.O. INTERIOR PARTITION
CI-FO-08-KSV	F.O. HEAD W/ EXTRUSION
CI-FO-09-KSV	F.O. JAMB W/ EXTRUSION
CI-FO-10-KSV	F.O. SILL W/ EXTRUSION
CI-SJ-01-KSV	STACK JOINT
CI-SJ-02-KSV	STACK JOINT W/ TRIMLESS END
CI-SJ-03-KSV	STACK JOINT W/ ONE PIECE EXTRUSION
CI-SJ-04-KSV	STACK JOINT W/ TWO PIECE EXTRUSION
CI-PR-01-KSV	PARAPET W/ FLUSH TRIM
CI-PR-02-KSV	PARAPET W/ PROFILED TRIM
CI-PR-03-KSV	PARAPET W/ EXTRUSION
CI-WR-01-KSV	WALL TO ROOF
CI-WR-02-KSV	CONTINUOUS WALL AT ROOF / CANOPY

REVISION	
9	1/8/24
10	12/2/25
11	1/30/26

INDEX SHEET

DETAIL #: XX-XX-XX-KSV

RELEASE: 2026

REGION: NORTH AMERICA

www.kingspanpanels.com



KS SERIES - VERTICAL INSTALLATION

CI-SO-01-KSV	WALL ABOVE TO HORIZONTAL SOFFIT	REVISION	
		9	1/8/24
CI-SO-02-KSV	WALL BELOW TO HORIZONTAL SOFFIT	10	12/2/25
		11	1/30/26
CI-SO-03-KSV	WALL ABOVE TO VERTICAL SOFFIT		
CI-SO-04-KSV	WALL BELOW TO VERTICAL SOFFIT		
CI-SO-05-KSV	WALL ABOVE TO HORIZONTAL SOFFIT W/ EXTRUSION		
CI-SO-06-KSV	WALL BELOW TO VERTICAL SOFFIT W/ EXTRUSION		
CI-PE-01-KSV	PIPE PENETRATION SECTION		
CI-PE-02-KSV	PIPE PENETRATION ISOMETRIC		
CI-PE-03-KSV	KNIFE PENETRATION		
CI-PE-04-KSV	KNIFE PENETRATION ISOMETRIC		
CI-PE-05-KSV	BEAM PENETRATION		
CI-PE-06-KSV	BEAM PENETRATION ISOMETRIC		
CI-TL-01-KSV	TRIM END LAP		
CI-TL-02-KSV	TRIM END LAP W/ HEM		
CI-TL-03-KSV	TRIM END LAP W/ LAP STRIP		
CI-TL-04-KSV	TRIM AT FRAMED OPENING		
CI-TL-05-KSV	EXTRUSION W/ FLEXWRAP AT F.O.		
CI-TL-06-KSV	EXTRUSION W/ FLEXWRAP AT F.O.		
CI-TL-07-KSV	EXTRUSION W/ FLEXWRAP AT REMOVABLE F.O.		
CI-TL-08-KSV	TRIM W/ FLEXWRAP AT REMOVABLE F.O.		
CI-TL-09-KSV	2" EXTRUSIONS		
CI-TL-10-KSV	2½" EXTRUSIONS		
CI-TL-11-KSV	3" EXTRUSIONS		
CI-TL-12-KSV	4" EXTRUSIONS		
CI-TL-13-KSV	EXTRUSION LAP STRIPS		

INDEX SHEET

DETAIL #: XX-XX-XX-KSV

RELEASE: 2026

REGION: NORTH AMERICA

www.kingspanpanels.com



KS SERIES - VERTICAL INSTALLATION

DISCLAIMERS:

THESE DETAILS ARE PROVIDED AS A GUIDELINE FOR PROPER PANEL AND ASSOCIATED COMPONENT INSTALLATION, AND ARE BASED ON INDUSTRY ACCEPTED PRACTICES.

LOCATION OF VAPOR BARRIERS AND ASSOCIATED SEALANTS IN THESE DETAILS ARE BASED ON TYPICAL DESIGN PRACTICES FOR MOST U.S. CLIMATIC ZONES. (THE PRIMARY VAPOR BARRIER IS PLACED ON THE "WARM" SIDE IN WINTER).

CONTACT KINGSPAN TECHNICAL SERVICES FOR SPECIFIC PROJECT FASTENING REQUIREMENTS

EXTRUSION SHAPES / ENGAGEMENT MAY VARY FROM THOSE SHOWN.

PROJECTS LOCATED IN AREAS SUBJECT TO EXTREME COLD AND/OR HIGH SNOW LOADS MAY REQUIRE MODIFICATIONS TO THESE DETAILS - CONTACT KINGSPAN TECHNICAL SERVICES FOR SPECIFIC PROJECT RECOMMENDATIONS.

ALL STRUCTURAL SUPPORTS ARE NOT BY KINGSPAN AND ARE SHOWN FOR CLARIFICATION PURPOSES ONLY.

PLEASE VISIT [HTTP://KINGSPANPANELS.US](http://kingspanpanels.us) or [HTTP://WWW.KINGSPANPANELS.CA](http://www.kingspanpanels.ca) TO ENSURE YOU ARE VIEWING THE MOST RECENT AND ACCURATE PRODUCT INFORMATION.

CARE HAS BEEN TAKEN TO ENSURE THAT THE CONTENTS OF THIS PUBLICATION ARE ACCURATE, BUT KINGSPAN AND ITS SUBSIDIARY COMPANIES DO NOT ACCEPT RESPONSIBILITY FOR ERRORS OR FOR INFORMATION THAT IS FOUND TO BE MISLEADING. SUGGESTIONS FOR, OR DESCRIPTION OF, THE END USE OR APPLICATION OF PRODUCTS OR METHODS OF WORKING ARE FOR INFORMATION ONLY AND KINGSPAN LIMITED AND ITS SUBSIDIARIES ACCEPT NO LIABILITY IN RESPECT THEREOF.

REVISION	
REVISION #	DATE
11	12/2/25

COMMERCIAL AND INDUSTRIAL
DISCLAIMER

DETAIL #: CI-DS-01-KSV

RELEASE: 2026

REGION: NORTH AMERICA

www.kingspanpanels.com



KS SERIES - VERTICAL INSTALLATION

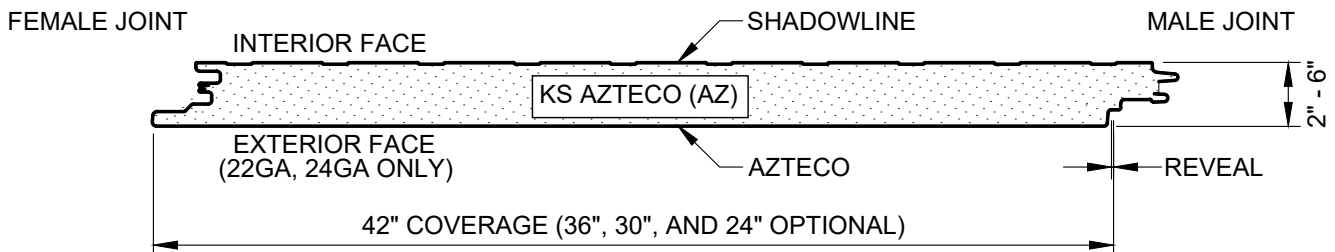
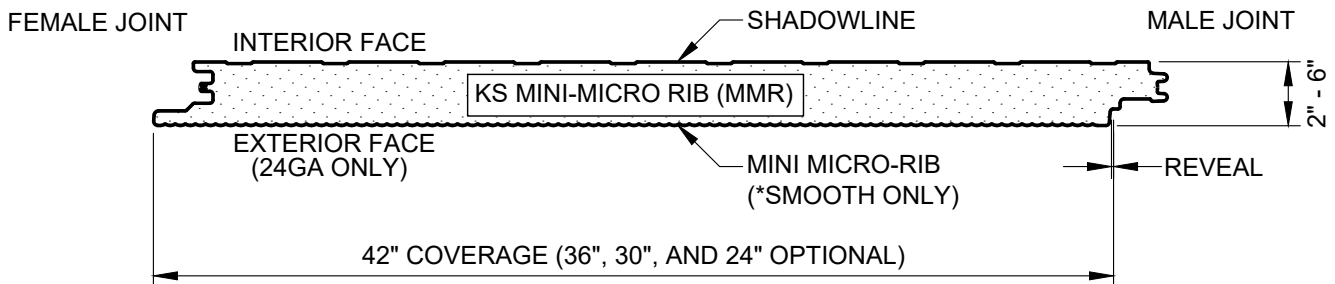
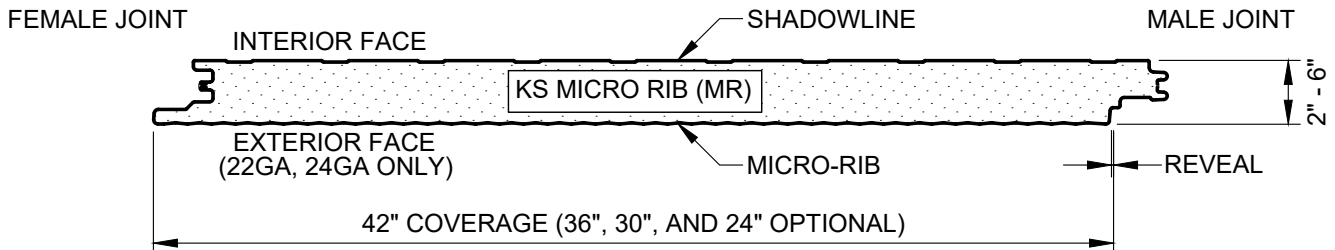
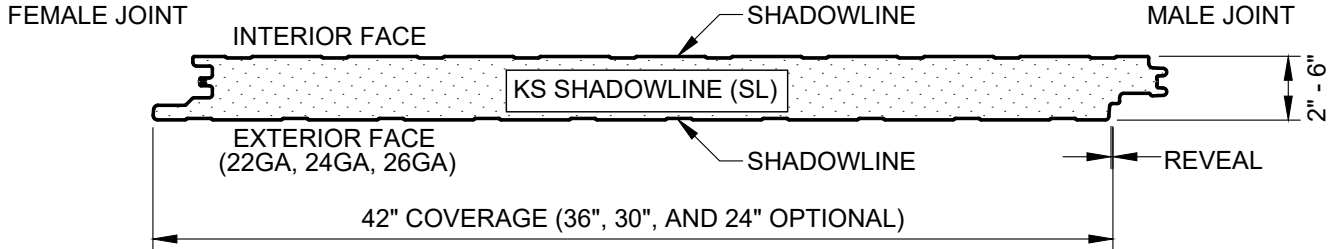
CORE DEPTHS:
2", 2.5", 3", 4", 5", 6"

MODULE WIDTH: 24", 30", 36", 42"
(REFER TO PROFILE)

EMBOSSING:
EXTERIOR: STUCCO / NON-EMBOSSSED*
INTERIOR: STUCCO / NON-EMBOSSSED

STEEL GAUGES: PANEL ORIENTATION: VERTICAL
EXTERIOR: (REFER TO PROFILE)
INTERIOR: 26, 24, 22

LENGTHS:
MINIMUM: 8'-0"
MAXIMUM: 53'-0"



REVISION	
REVISION #	DATE
11	1/30/26

PANEL PROFILES

DETAIL #: CI-PP-01-KSV

RELEASE: 2026

REGION: NORTH AMERICA

www.kingspanpanels.com



KS SERIES - VERTICAL INSTALLATION

CORE DEPTHS:
2", 2.5", 3", 4", 5", 6"

MODULE WIDTH: 24", 30", 36", 42"
(REFER TO PROFILE)

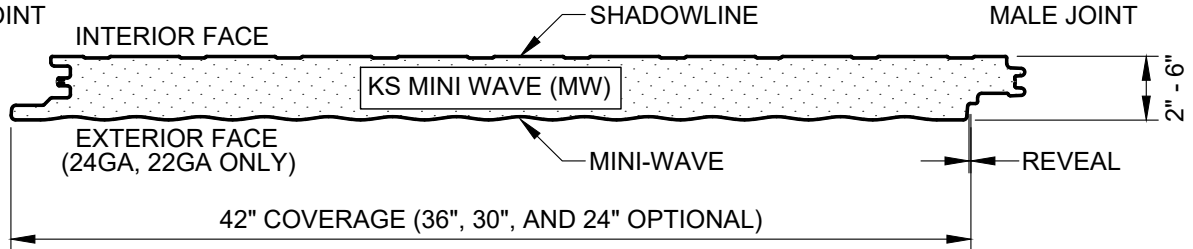
EMBOSSING:
EXTERIOR: STUCCO / NON-EMBOSSSED*
INTERIOR: STUCCO / NON-EMBOSSSED

STEEL GAUGES:
EXTERIOR: (REFER TO PROFILE)
INTERIOR: 26, 24, 22

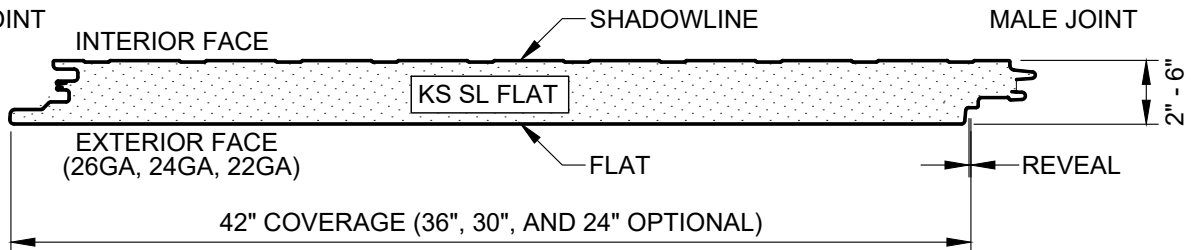
PANEL ORIENTATION: VERTICAL

LENGTHS:
MINIMUM: 8'-0"
MAXIMUM: 53'-0"

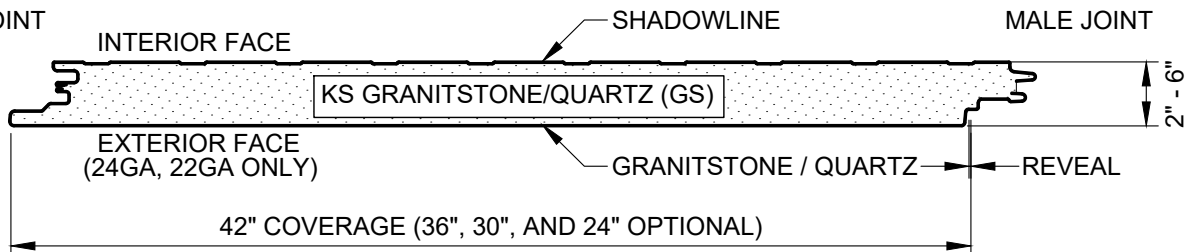
FEMALE JOINT



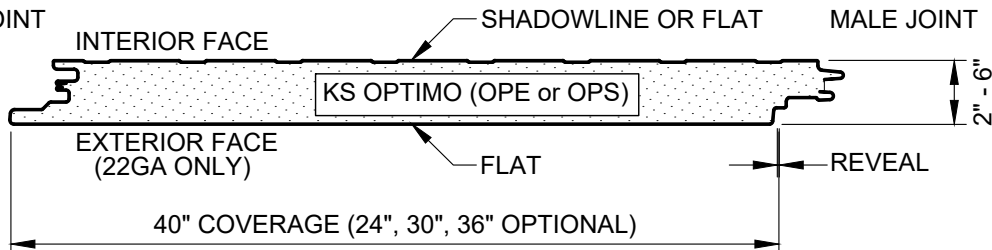
FEMALE JOINT



FEMALE JOINT



FEMALE JOINT



NOTE:
MAX LENGTH: EMBOSSSED: 32'-0" OR SMOOTH: 20'-0"

REVISION	
REVISION #	DATE
11	1/30/26

PANEL PROFILES

DETAIL #: CI-PP-02-KSV

RELEASE: 2026

REGION: NORTH AMERICA

www.kingspanpanels.com



KS SERIES - VERTICAL INSTALLATION

CORE DEPTHS:
2", 2.5", 3", 4", 5", 6"

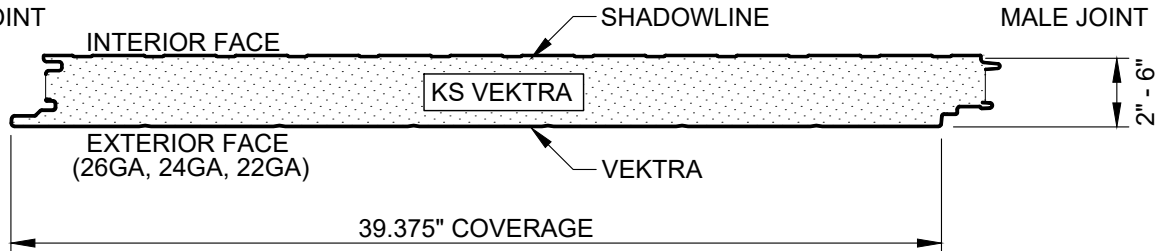
MODULE WIDTH: 39.375" (39 $\frac{3}{8}$ ")
(REFER TO PROFILE)

EMBOSSING:
EXTERIOR: STUCCO / NON-EMBOSSED*
INTERIOR: STUCCO / NON-EMBOSSED

STEEL GAUGES: PANEL ORIENTATION: VERTICAL
EXTERIOR: (REFER TO PROFILE)
INTERIOR: 26, 24, 22

LENGTHS:
MINIMUM: 8'-0"
MAXIMUM: 53'-0"

FEMALE JOINT



REVISION	
REVISION #	DATE
11	1/30/26

PANEL PROFILES

DETAIL #: CI-PP-03-KSV

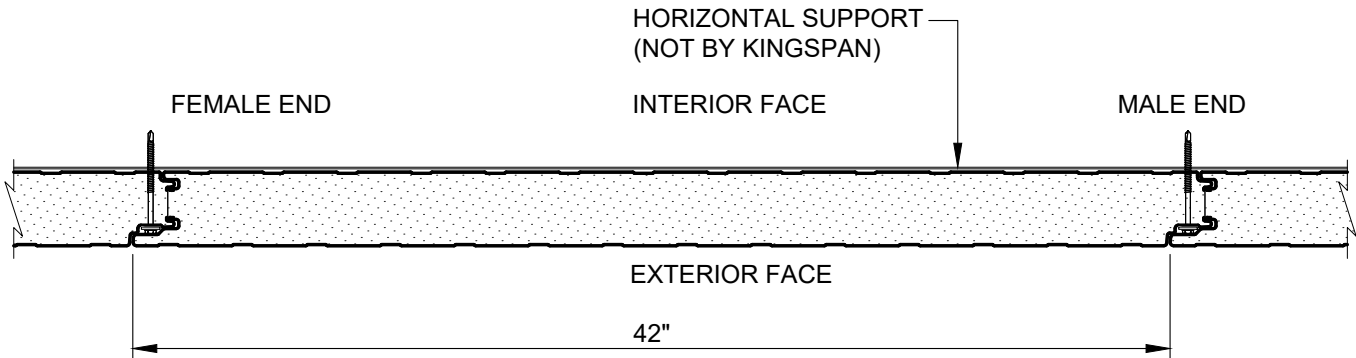
RELEASE: 2026

REGION: NORTH AMERICA

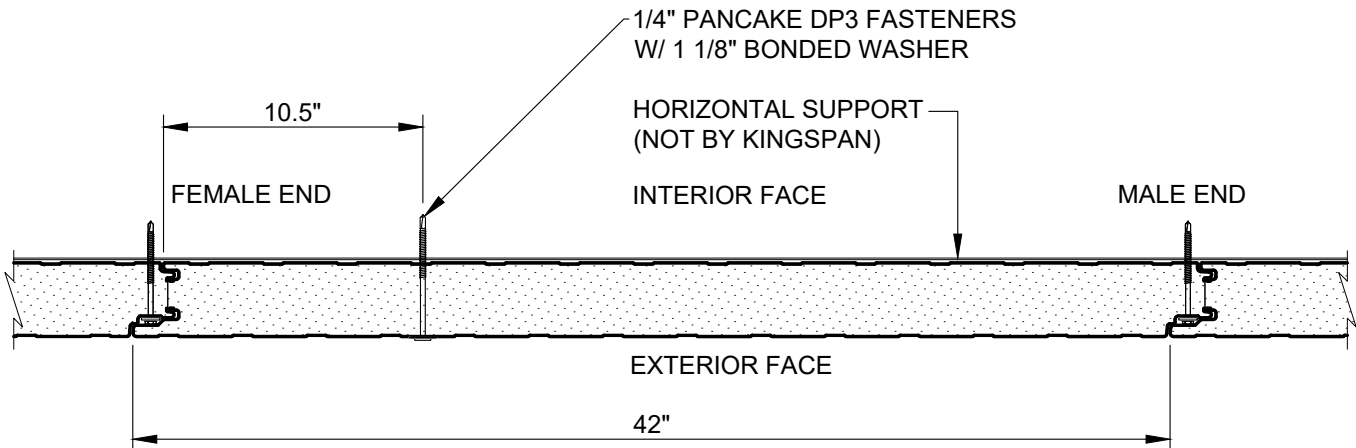
www.kingspanpanels.com



KS SERIES - VERTICAL INSTALLATION



FASTENING PATTERN 1B
STANDARD SIDE JOINT FASTENING WITH 12 GA. 2-HOLE CLIP AND 1/4" HWH
DP3 FASTENERS W/O BONDED WASHER PER CLIP



FASTENING PATTERN 2B
STANDARD SIDE JOINT FASTENING WITH 12 GA. 2-HOLE CLIP AND 1/4" HWH
DP3 FASTENERS W/O BONDED WASHER PER CLIP / ADDITIONAL 1/4"
PANCAKE DP3 FASTENERS W/ 1 1/8" BONDED WASHER SPACED AT 10.5"
FROM FEMALE JOINT

REVISION	
REVISION #	DATE
11	1/30/26

FASTENING PATTERNS

DETAIL #: CI-FP-01-KSV

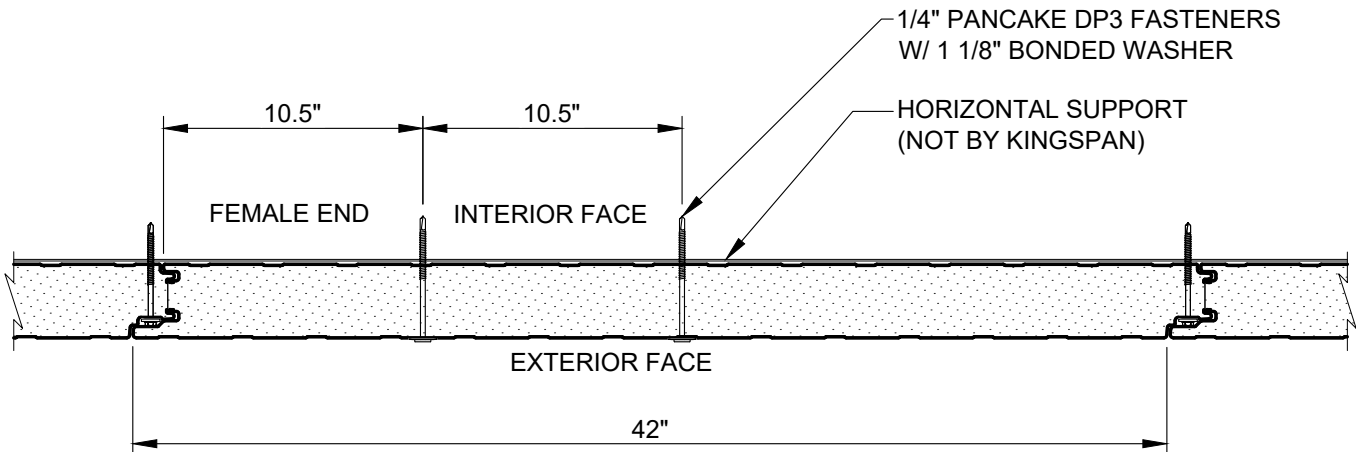
RELEASE: 2026

REGION: NORTH AMERICA

www.kingspanpanels.com

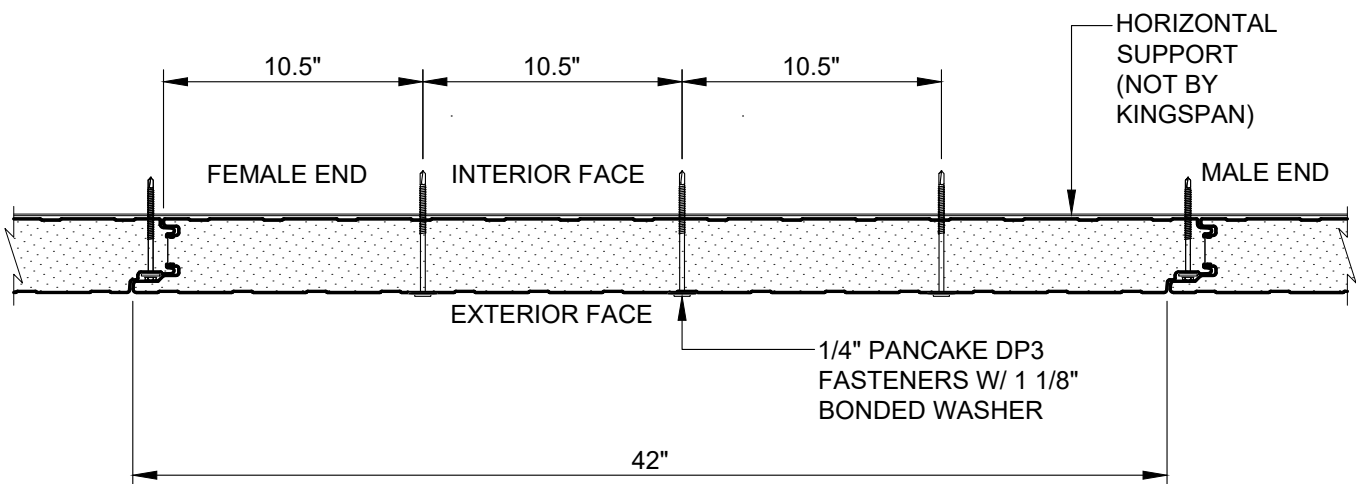


KS SERIES - VERTICAL INSTALLATION



FASTENING PATTERN 3B

STANDARD SIDE JOINT FASTENING WITH 12 GA. 2-HOLE CLIP AND 1/4" HWH
DP3 FASTENERS W/O BONDED WASHER PER CLIP / ADDITIONAL 1/4"
PANCAKE DP3 FASTENERS W/ 1 1/8" BONDED WASHER SPACED AT 10.5"
FROM FEMALE JOINT



FASTENING PATTERN 4B

STANDARD SIDE JOINT FASTENING WITH 12 GA. 2-HOLE CLIP AND 1/4" HWH
DP3 FASTENERS W/O BONDED WASHER PER CLIP / ADDITIONAL 1/4"
PANCAKE DP3 FASTENERS W/ 1 1/8" BONDED WASHER SPACED AT 10.5"
FROM FEMALE JOINT

REVISION	
REVISION #	DATE
11	1/30/26

FASTENING PATTERNS

DETAIL #: CI-FP-02-KSV

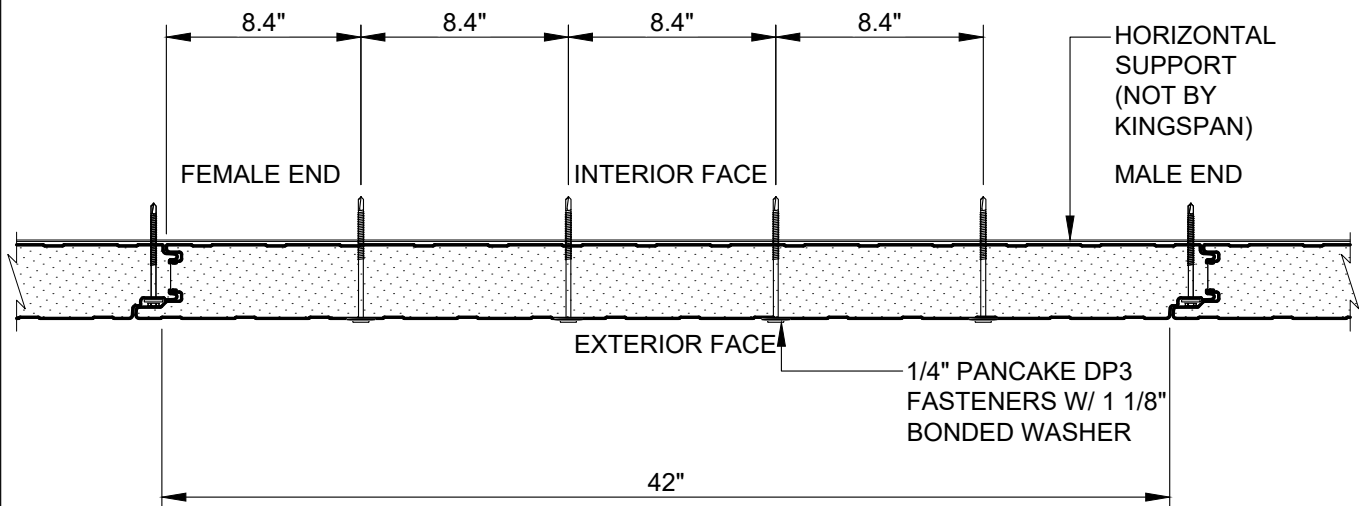
RELEASE: 2026

REGION: NORTH AMERICA

www.kingspanpanels.com



KS SERIES - VERTICAL INSTALLATION



FASTENING PATTERN 5B
STANDARD SIDE JOINT FASTENING WITH 12 GA. 2-HOLE CLIP AND 1/4" HWH
DP3 FASTENERS W/O BONDED WASHER PER CLIP / ADDITIONAL 1/4"
PANCAKE DP3 FASTENERS W/ 1 1/8" BONDED WASHER SPACED AT 8.4"
FROM FEMALE JOINT

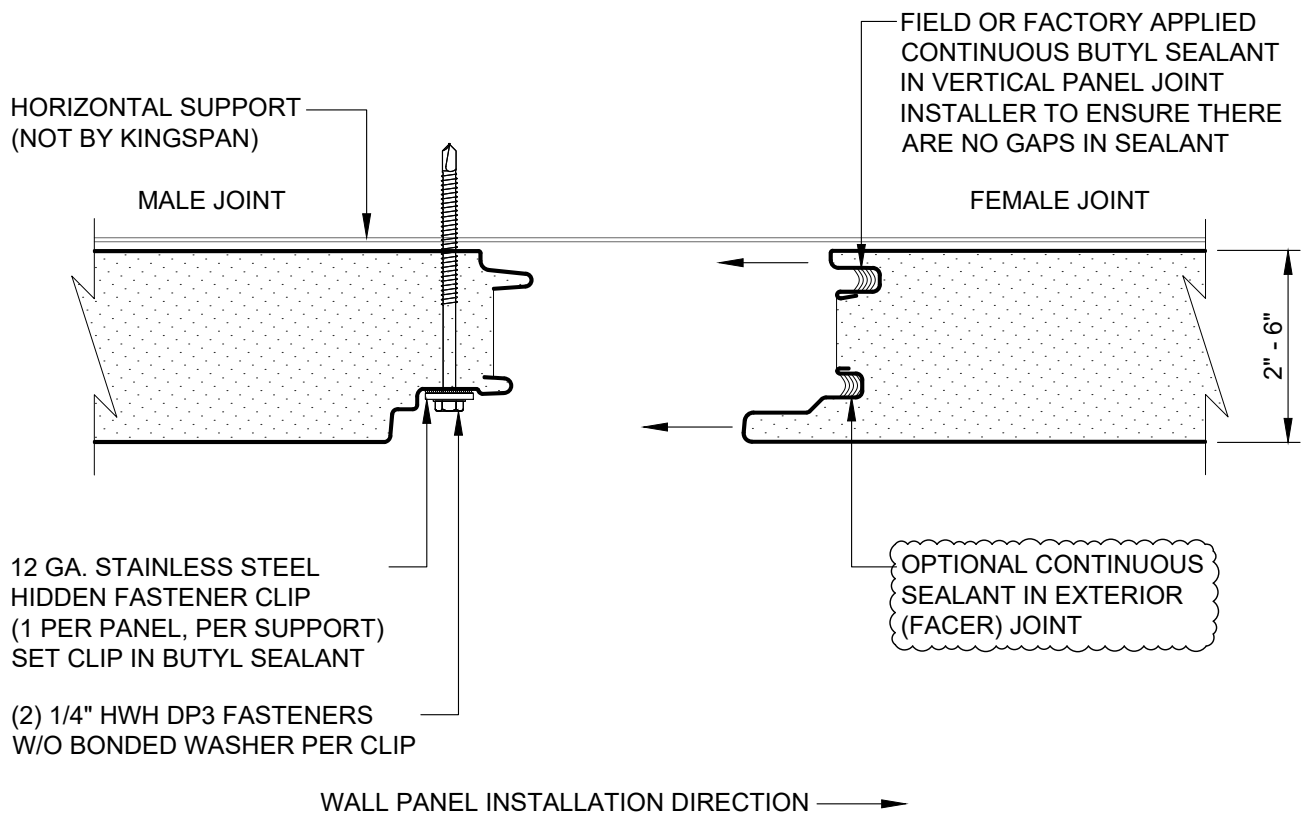
REVISION	
REVISION #	DATE
11	1/30/26

FASTENING PATTERNS

DETAIL #: CI-FP-03-KSV
RELEASE: 2026
REGION: NORTH AMERICA
www.kingspanpanels.com



KS SERIES - VERTICAL INSTALLATION



REVISION	
REVISION #	DATE
11	1/30/26

EXPANDED
PANEL JOINT

DETAIL #: CI-PJ-01-KSV

RELEASE: 2026

REGION: NORTH AMERICA

www.kingspanpanels.com

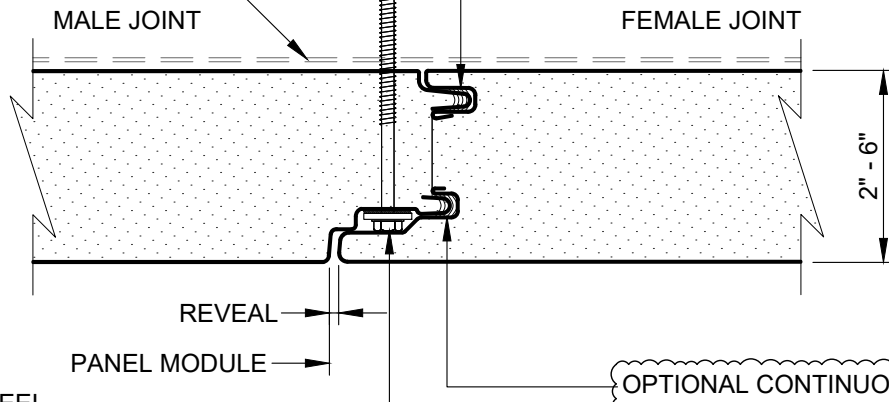


KS SERIES - VERTICAL INSTALLATION

(2) 1/4" HWH DP3 FASTENERS W/O
BONDED WASHER PER CLIP

HORIZONTAL SUPPORT
(NOT BY KINGSPAN)

FIELD OR FACTORY APPLIED
CONTINUOUS BUTYL SEALANT IN
VERTICAL PANEL JOINT
INSTALLER TO ENSURE THERE
ARE NO GAPS IN SEALANT



12 GA. STAINLESS STEEL
HIDDEN FASTENER CLIP
(1 PER PANEL, PER SUPPORT)
SET CLIP IN BUTYL SEALANT

OPTIONAL CONTINUOUS
SEALANT IN EXTERIOR
(FACER) JOINT

WALL PANEL INSTALLATION DIRECTION →

REVISION	
REVISION #	DATE
11	1/30/26

ENGAGED
PANEL JOINT

DETAIL #: CI-PJ-02-KSV

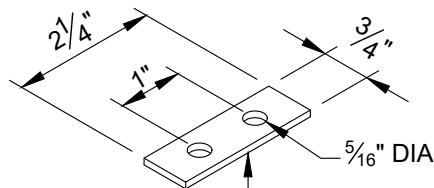
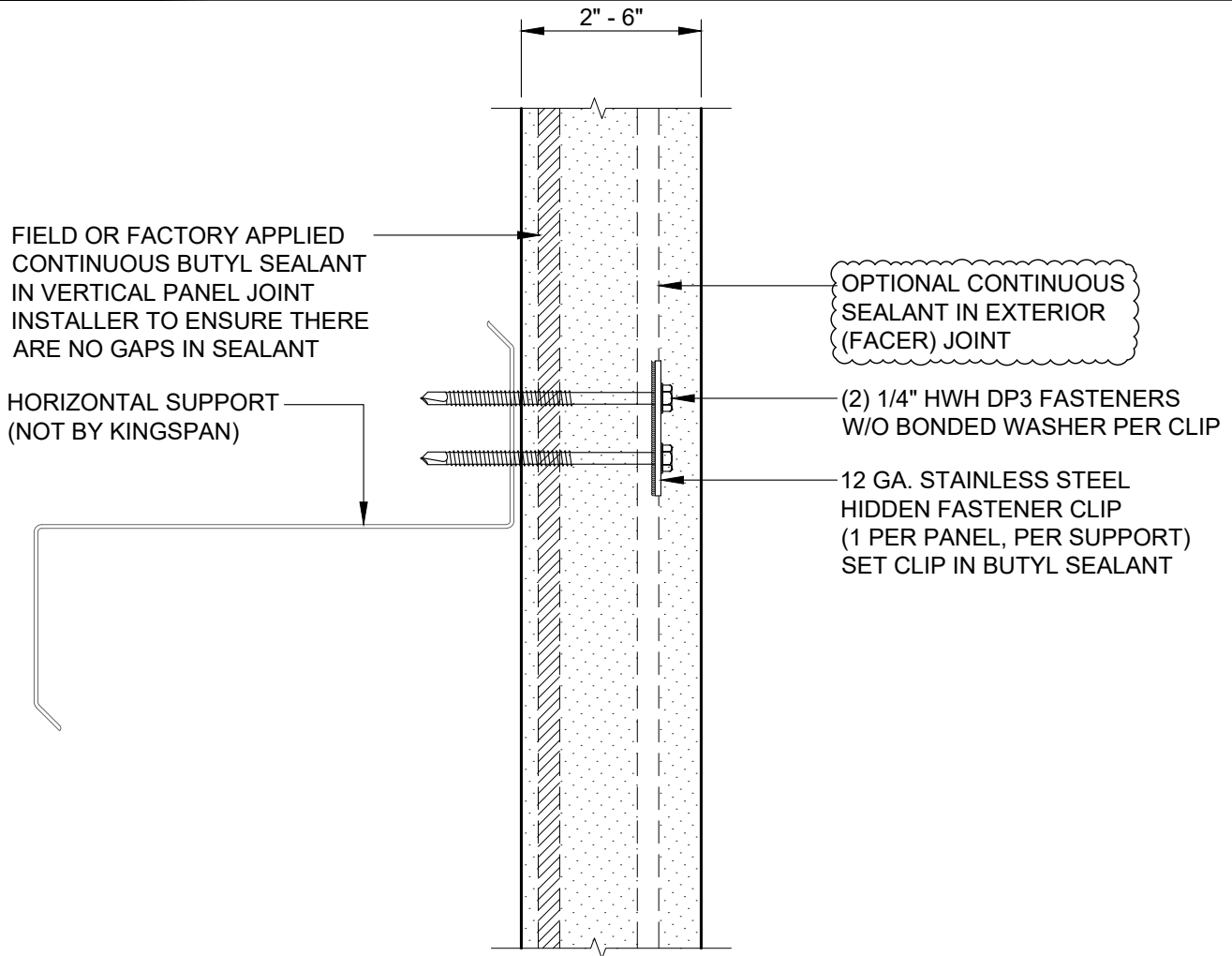
RELEASE: 2026

REGION: NORTH AMERICA

www.kingspanpanels.com



KS SERIES - VERTICAL INSTALLATION



STANDARD: 12 GA. STAINLESS STEEL TWO-HOLE HIDDEN FASTENER CLIP

NOTE: CONTACT KINGSPAN TECHNICAL SERVICES FOR SPECIFIC PROJECT RECOMMENDATIONS

REVISION	
REVISION #	DATE
11	1/30/26

INTERMEDIATE
SUPPORT

DETAIL #: CI-PJ-03-KSV

RELEASE: 2026

REGION: NORTH AMERICA

www.kingspanpanels.com



KS SERIES - VERTICAL INSTALLATION

(2) 1/4" HWH DP3 FASTENERS PER
LEO-KLIP
(LENGTH BASED ON PANEL
THICKNESS)

HORIZONTAL SUPPORT
(NOT BY KINGSPAN)

MALE JOINT

FEMALE JOINT

LEO-KLIP HIDDEN FASTENER CLIP
(1 PER PANEL, PER SUPPORT)
SET LEO-KLIP IN BUTYL SEALANT

FIELD OR FACTORY APPLIED
CONTINUOUS BUTYL SEALANT
IN VERTICAL PANEL JOINT
INSTALLER TO ENSURE THERE
ARE NO GAPS IN SEALANT

OPTIONAL CONTINUOUS
SEALANT IN EXTERIOR
(FACER) JOINT

2" - 6"

WALL PANEL INSTALLATION DIRECTION →

SEE LEO-KLIP INSTALLATION DETAILS FOR ADDITIONAL FASTENING REQUIREMENTS.

REVISION

REVISION #	DATE
11	1/30/26

EXPANDED PANEL JOINT W/
LEO-KLIP & FASTENERS

DETAIL #: CI-PJ-04-KSV

RELEASE: 2026

REGION: NORTH AMERICA

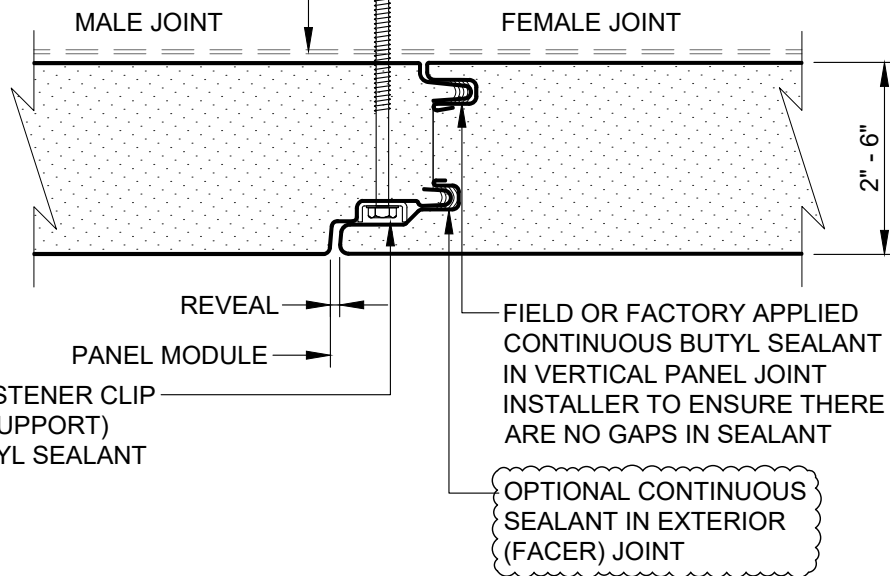
www.kingspanpanels.com



KS SERIES - VERTICAL INSTALLATION

(2) $\frac{1}{4}$ " HWH DP3 FASTENERS PER
LEO-KLIP
(LENGTH BASED ON PANEL
THICKNESS)

HORIZONTAL SUPPORT
(NOT BY KINGSPAN)



LEO-KLIP HIDDEN FASTENER CLIP
(1 PER PANEL, PER SUPPORT)
SET LEO-KLIP IN BUTYL SEALANT

FIELD OR FACTORY APPLIED
CONTINUOUS BUTYL SEALANT
IN VERTICAL PANEL JOINT
INSTALLER TO ENSURE THERE
ARE NO GAPS IN SEALANT

OPTIONAL CONTINUOUS
SEALANT IN EXTERIOR
(FACER) JOINT

WALL PANEL INSTALLATION DIRECTION →

SEE LEO-KLIP INSTALLATION DETAILS FOR ADDITIONAL FASTENING REQUIREMENTS.

REVISION

REVISION #	DATE
11	1/30/26

ENGAGED PANEL JOINT W/
LEO-KLIP & FASTENERS

DETAIL #: CI-PJ-05-KSV

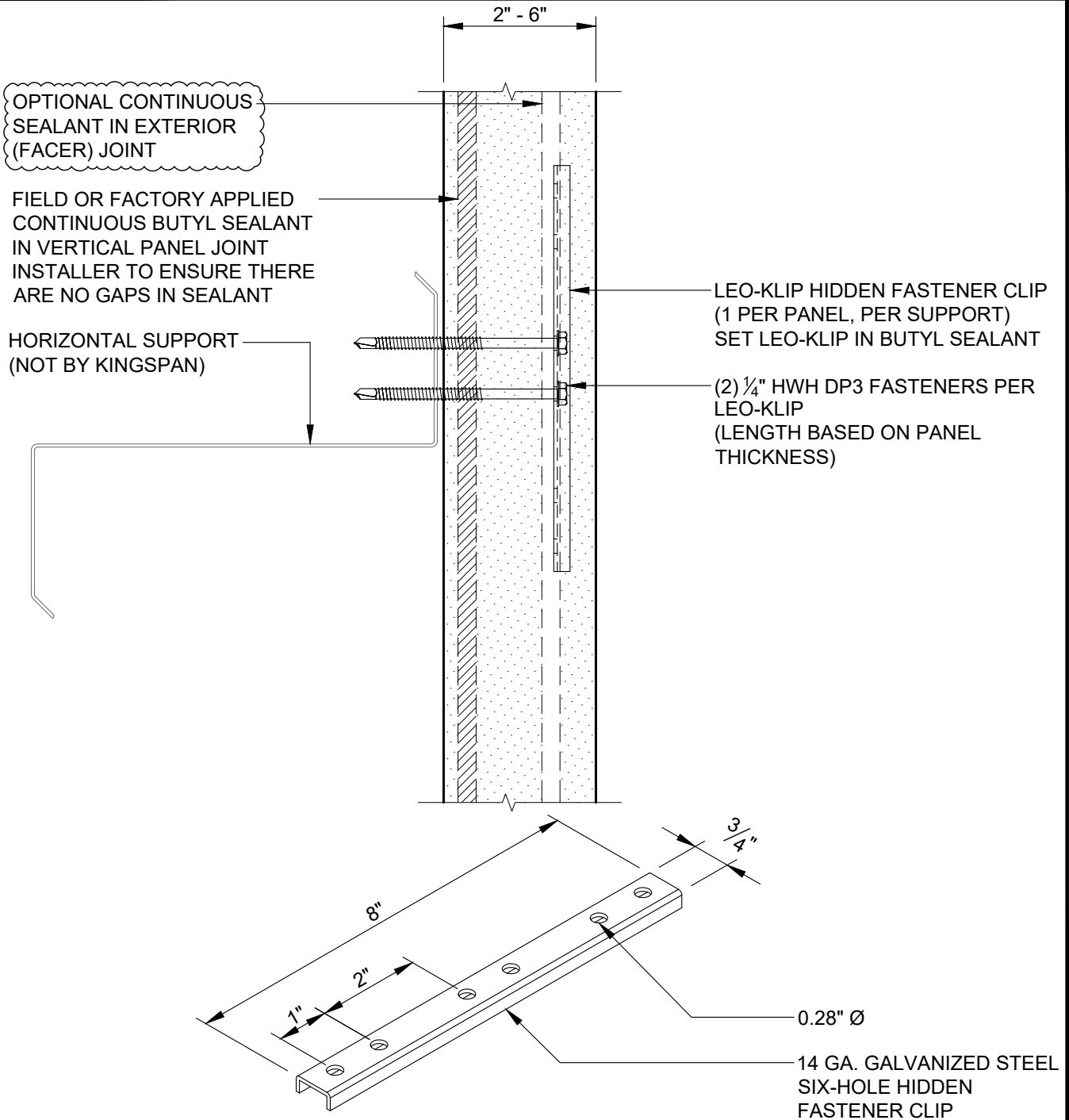
RELEASE: 2026

REGION: NORTH AMERICA

www.kingspanpanels.com



KS SERIES - VERTICAL INSTALLATION



NOTE: CONTACT KINGSPAN TECHNICAL SERVICES FOR SPECIFIC PROJECT RECOMMENDATIONS

SEE LEO-KLIP INSTALLATION DETAILS FOR ADDITIONAL FASTENING REQUIREMENTS.

REVISION	
REVISION #	DATE
11	1/30/26

INTERMEDIATE SUPPORT W/
LEO-KLIP & FASTENERS

DETAIL #: CI-PJ-06-KSV

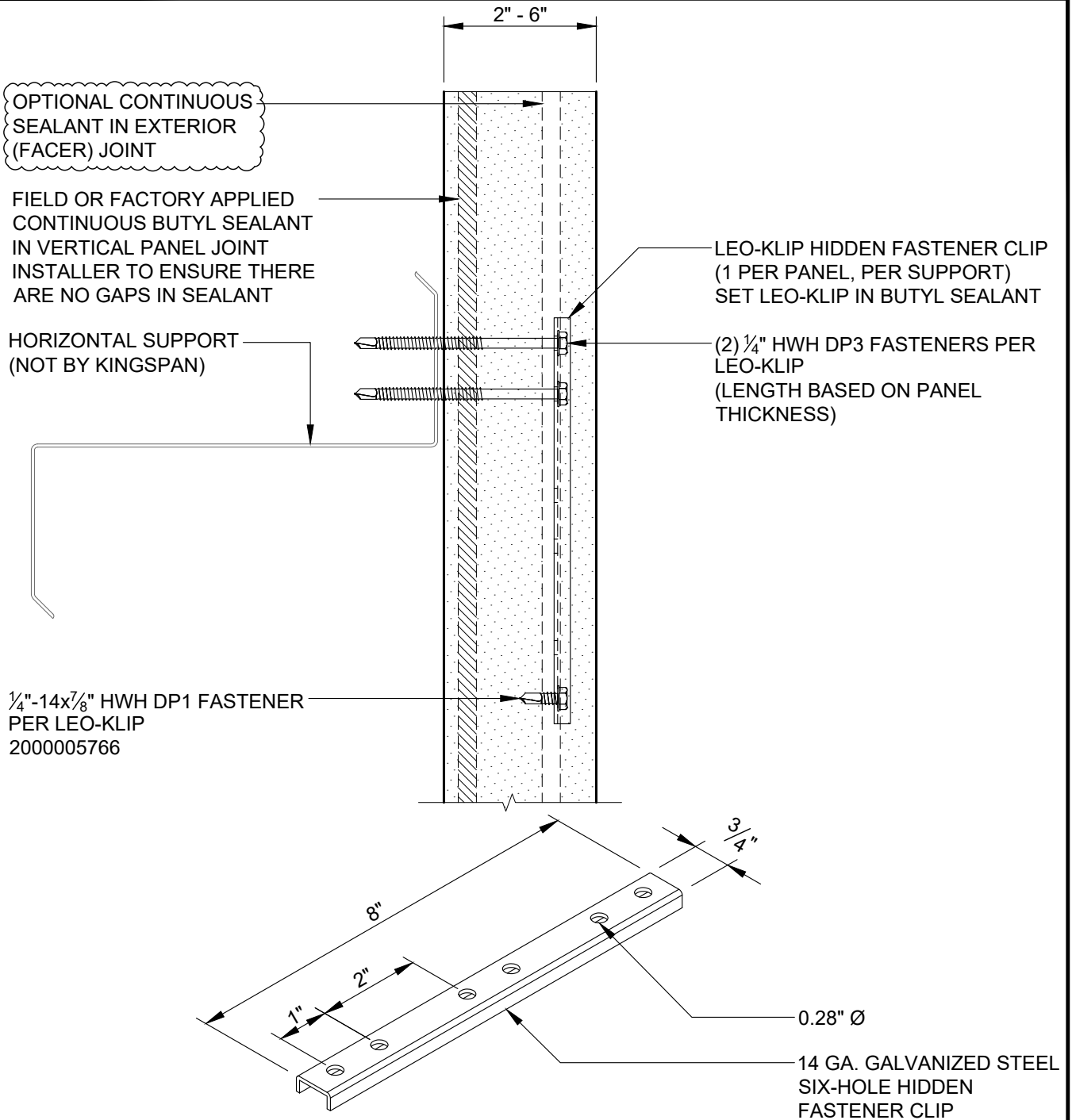
RELEASE: 2026

REGION: NORTH AMERICA

www.kingspanpanels.com



KS SERIES - VERTICAL INSTALLATION



NOTE: CONTACT KINGSPAN TECHNICAL SERVICES FOR SPECIFIC PROJECT RECOMMENDATIONS

SEE LEO-KLIP INSTALLATION DETAILS FOR ADDITIONAL FASTENING REQUIREMENTS.

REVISION	
REVISION #	DATE
11	1/30/26

LEO-KLIP & FASTENERS SECTION
END OF PANEL CONDITION

DETAIL #: CI-PJ-07-KSV

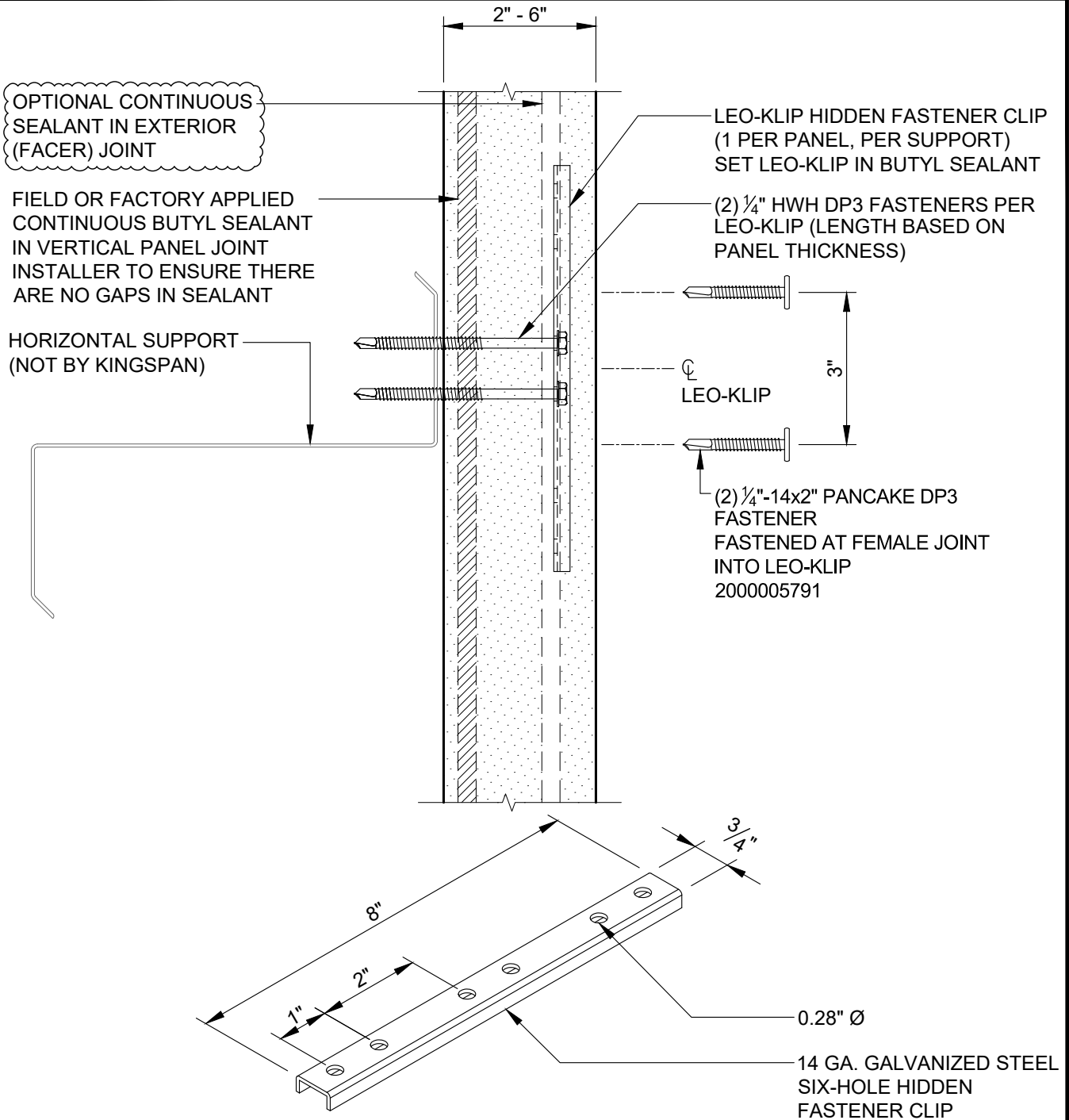
RELEASE: 2026

REGION: NORTH AMERICA

www.kingspanpanels.com



KS SERIES - VERTICAL INSTALLATION



NOTE: CONTACT KINGSPAN TECHNICAL SERVICES FOR SPECIFIC PROJECT RECOMMENDATIONS

SEE LEO-KLIP INSTALLATION DETAILS FOR ADDITIONAL FASTENING REQUIREMENTS.

REVISION	
REVISION #	DATE
11	1/30/26

INTERMEDIATE SUPPORT W/
LEO-KLIP+ & FASTENERS

DETAIL #: CI-PJ-08-KSV

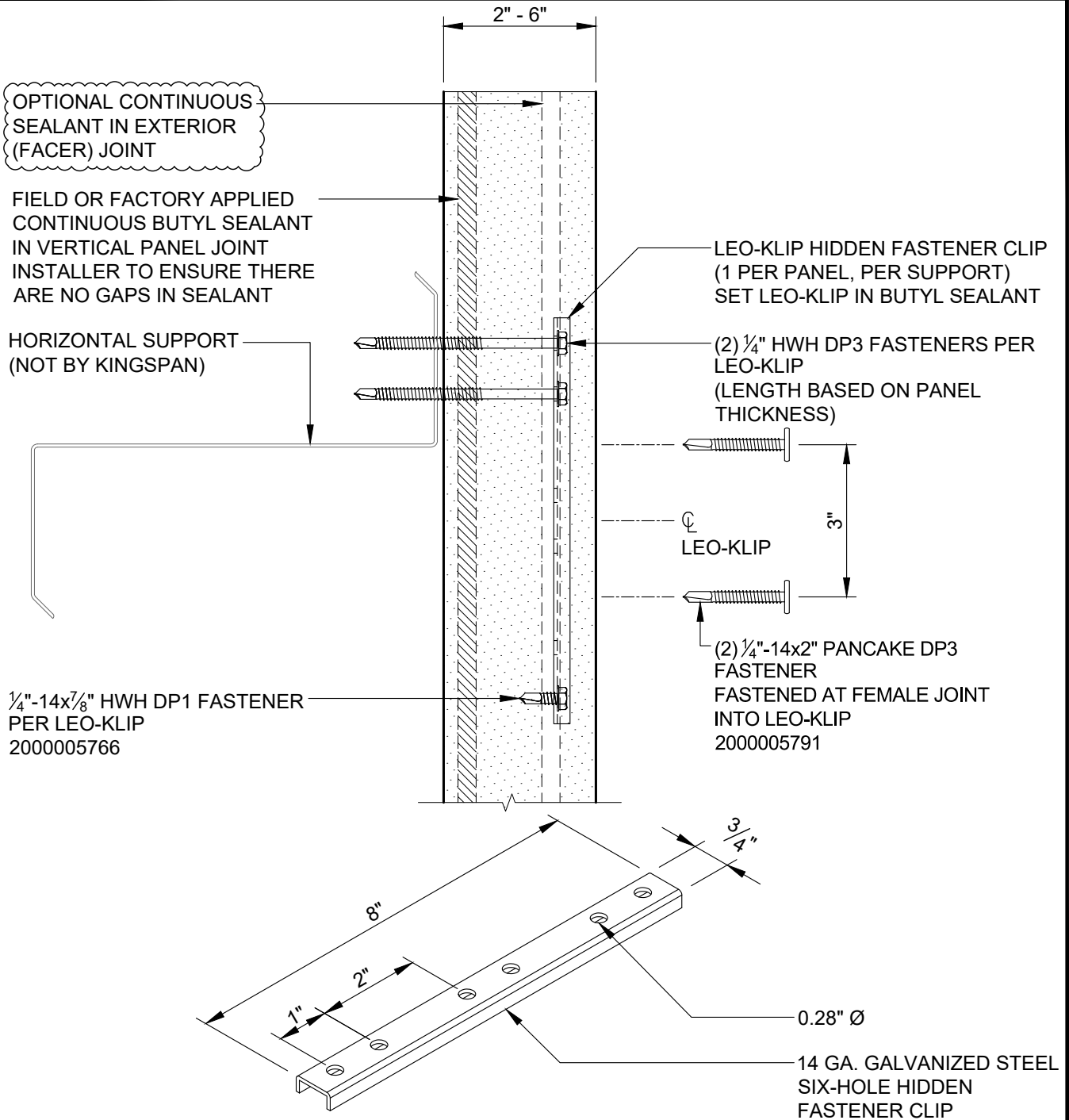
RELEASE: 2026

REGION: NORTH AMERICA

www.kingspanpanels.com



KS SERIES - VERTICAL INSTALLATION



NOTE: CONTACT KINGSPAN TECHNICAL SERVICES FOR SPECIFIC PROJECT RECOMMENDATIONS

SEE LEO-KLIP INSTALLATION DETAILS FOR ADDITIONAL FASTENING REQUIREMENTS.

REVISION	
REVISION #	DATE
11	1/30/26

LEO-KLIP+ & FASTENERS SECTION
END OF PANEL CONDITION

DETAIL #: CI-PJ-09-KSV

RELEASE: 2026

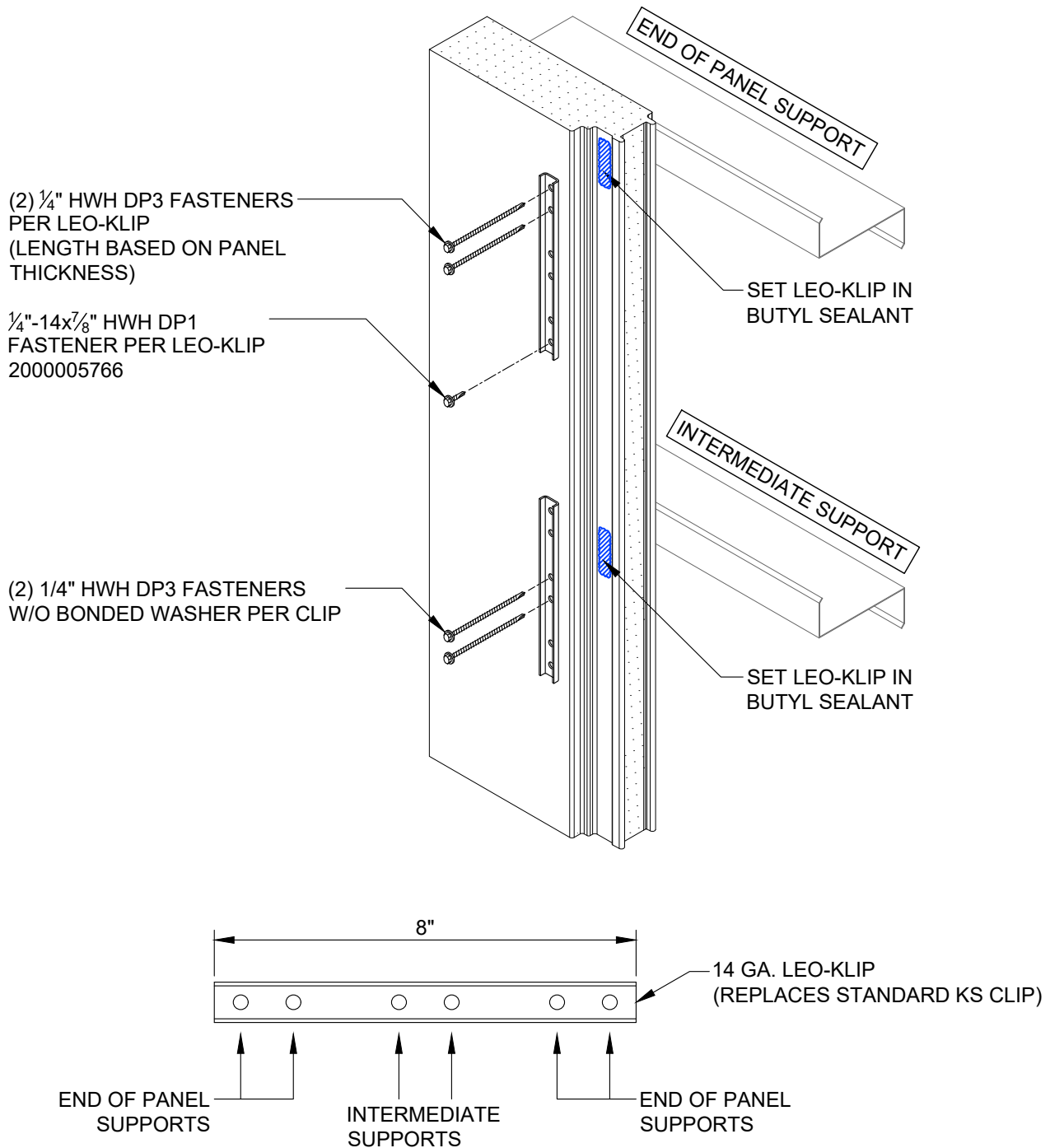
REGION: NORTH AMERICA

www.kingspanpanels.com



KS SERIES - VERTICAL INSTALLATION

LEO-KLIP INSTALLATION KS SERIES QUADCORE



REVISION	
REVISION #	DATE
11	1/30/26

LEO-KLIP & FASTENERS
ISOMETRIC

DETAIL #: CI-PJ-10-KSV

RELEASE: 2026

REGION: NORTH AMERICA

www.kingspanpanels.com

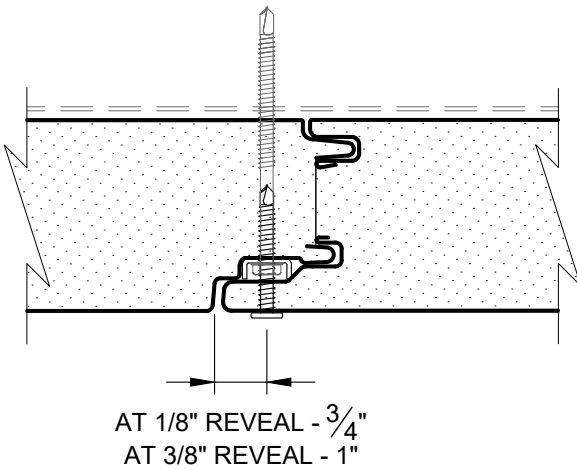


KS SERIES - VERTICAL INSTALLATION

LEO-KLIP+ INSTALLATION KS SERIES QUADCORE

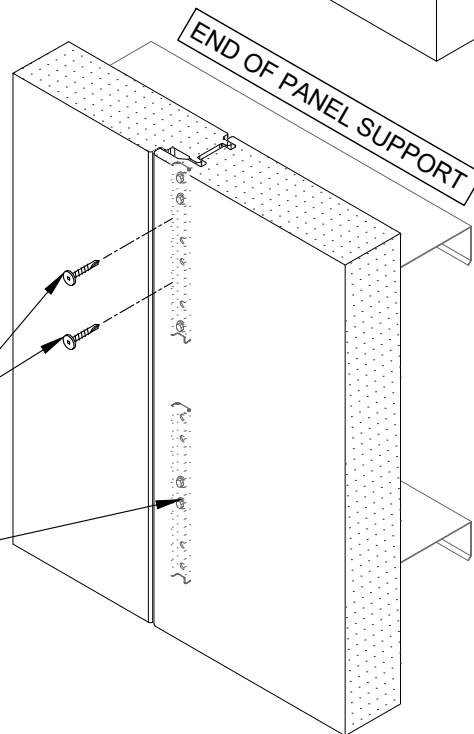
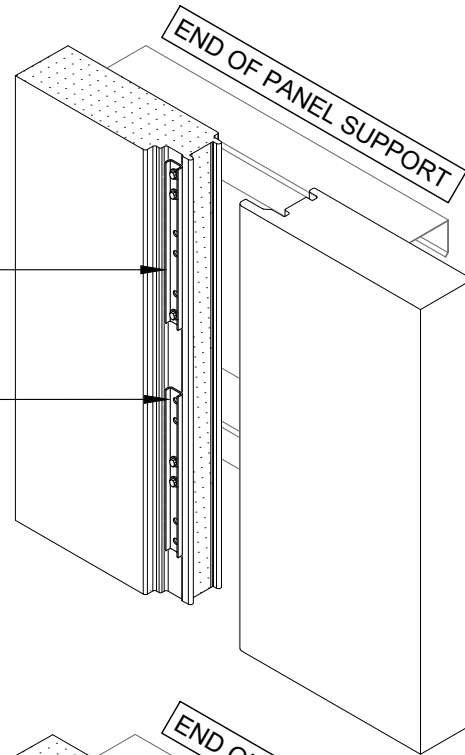
LEO-KLIP INSTALLATION
(END OF PANEL CONDITION)

LEO-KLIP INSTALLATION
(INTERMEDIATE CONDITION)



(2) $\frac{1}{4}$ "-14x2" PANCAKE DP3 FASTENER
FASTENED AT FEMALE JOINT INTO LEO-KLIP
2000005791

LEO-KLIP INSTALLATION
(INTERMEDIATE CONDITION)



REVISION

REVISION #	DATE
11	1/30/26

LEO-KLIP+ & FASTENERS
ISOMETRIC

DETAIL #: CI-PJ-11-KSV

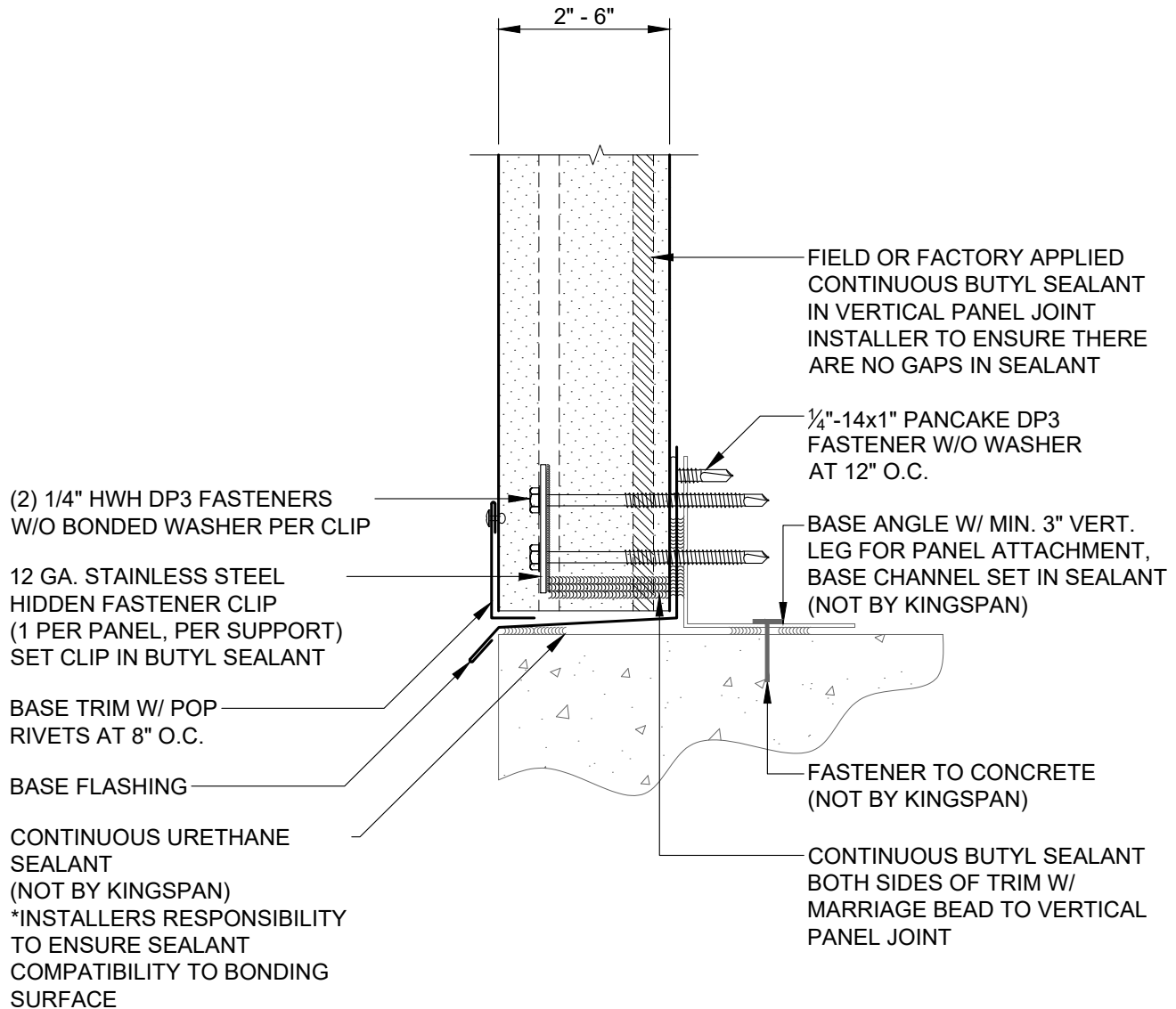
RELEASE: 2026

REGION: NORTH AMERICA

www.kingspanpanels.com



KS SERIES - VERTICAL INSTALLATION



NOTE: SEE DETAIL CI-TL-01-KSV AND CI-TL-02-KSV FOR TYPICAL TRIM LAP INSTRUCTIONS

REVISION	
REVISION #	DATE
11	1/30/26

FLUSH BASE

DETAIL #: CI-BS-01-KSV

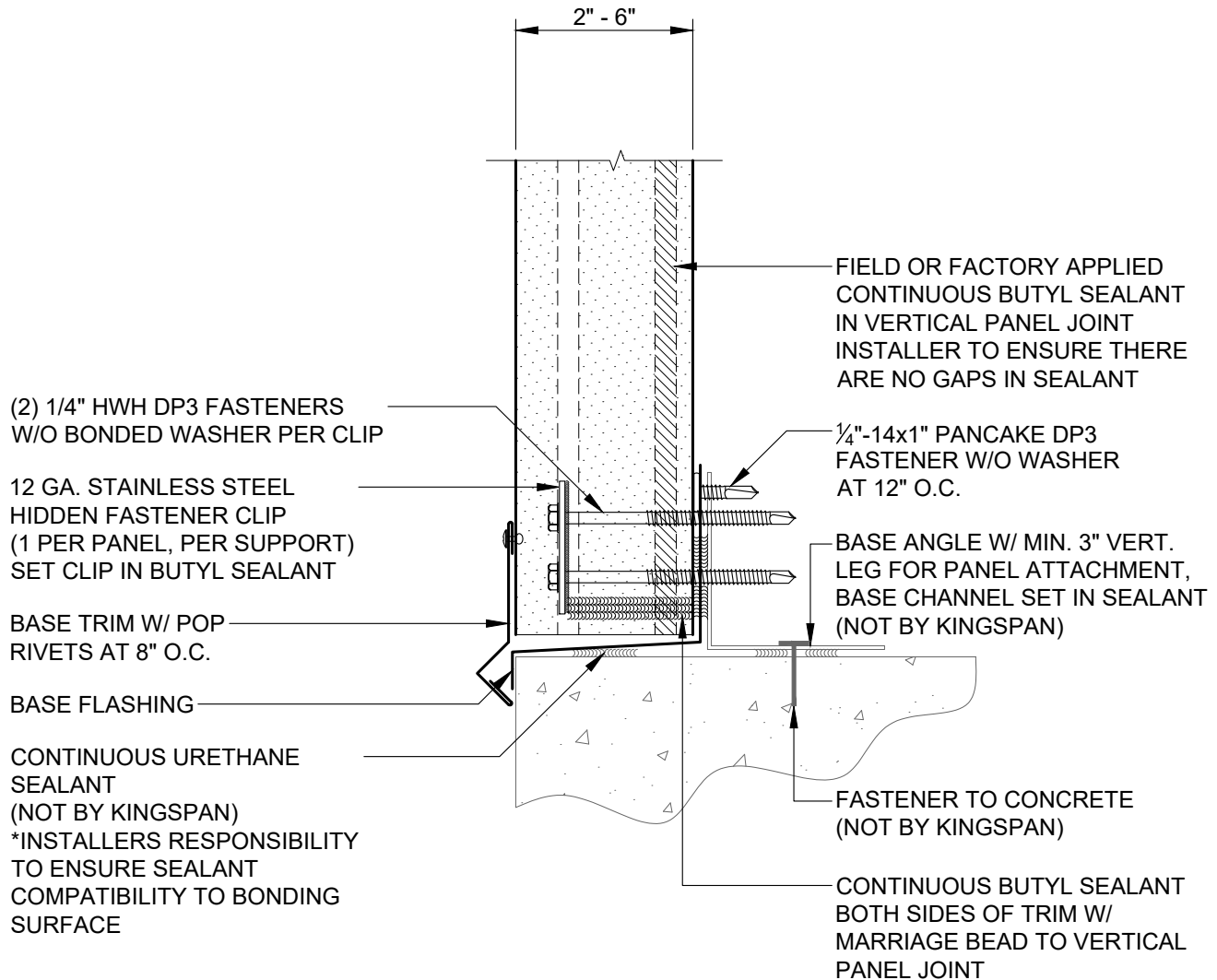
RELEASE: 2026

REGION: NORTH AMERICA

www.kingspanpanels.com



KS SERIES - VERTICAL INSTALLATION



NOTE: SEE DETAIL CI-TL-01-KSV AND CI-TL-02-KSV FOR TYPICAL TRIM LAP INSTRUCTIONS

REVISION	
REVISION #	DATE
11	1/30/26

FLUSH BASE 2

DETAIL #: CI-BS-02-KSV

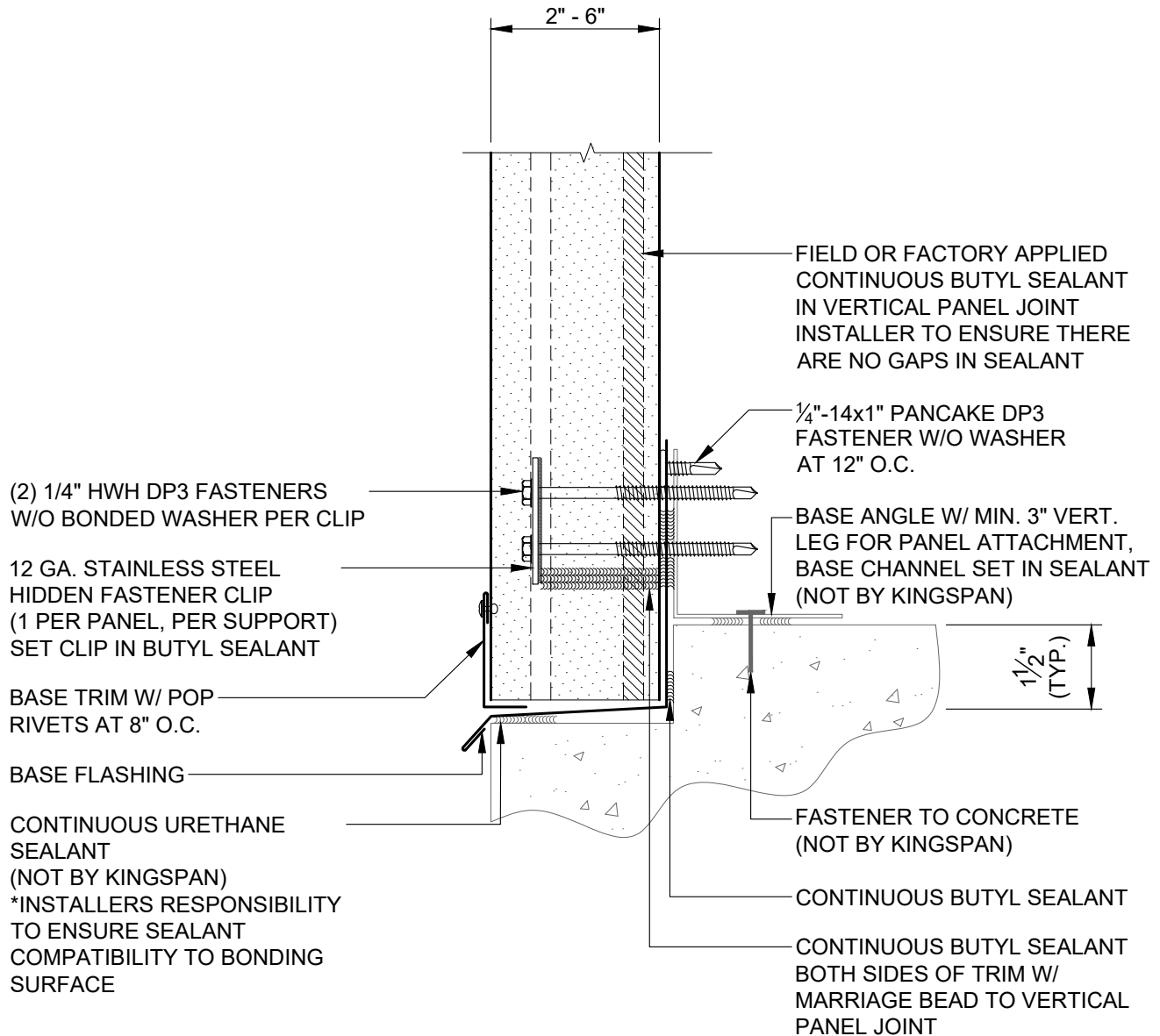
RELEASE: 2026

REGION: NORTH AMERICA

www.kingspanpanels.com



KS SERIES - VERTICAL INSTALLATION



NOTE: SEE DETAIL CI-TL-01-KSV AND CI-TL-02-KSV FOR TYPICAL TRIM LAP INSTRUCTIONS

REVISION	
REVISION #	DATE
11	1/30/26

BASE AT NOTCHED
CONCRETE

DETAIL #: CI-BS-03-KSV

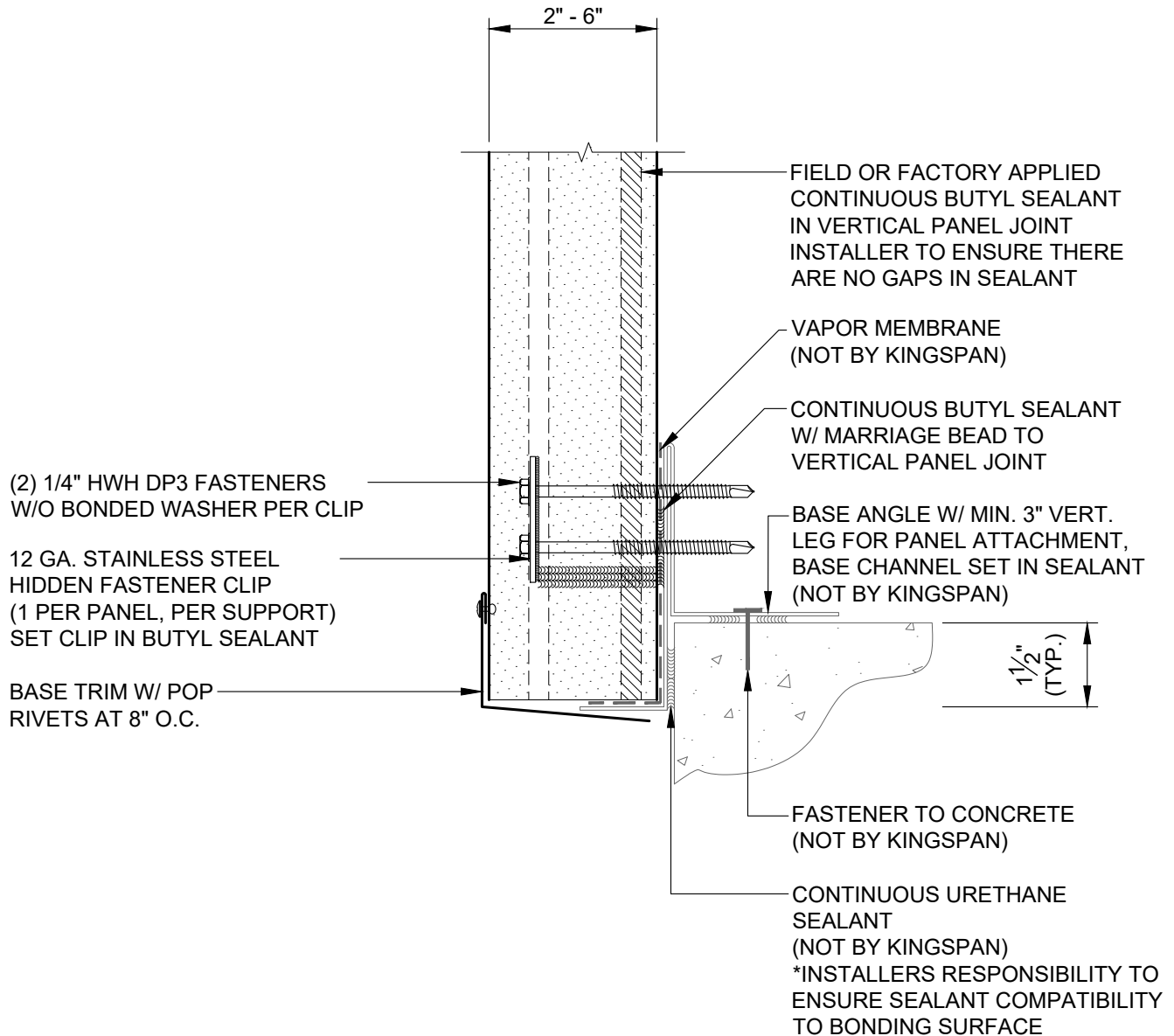
RELEASE: 2026

REGION: NORTH AMERICA

www.kingspanpanels.com



KS SERIES - VERTICAL INSTALLATION



NOTE: SEE DETAIL CI-TL-01-KSV AND CI-TL-02-KSV FOR TYPICAL TRIM LAP INSTRUCTIONS

REVISION	
REVISION #	DATE
11	1/30/26

OVERHANG W/
BASE SUPPORT

DETAIL #: CI-BS-04-KSV

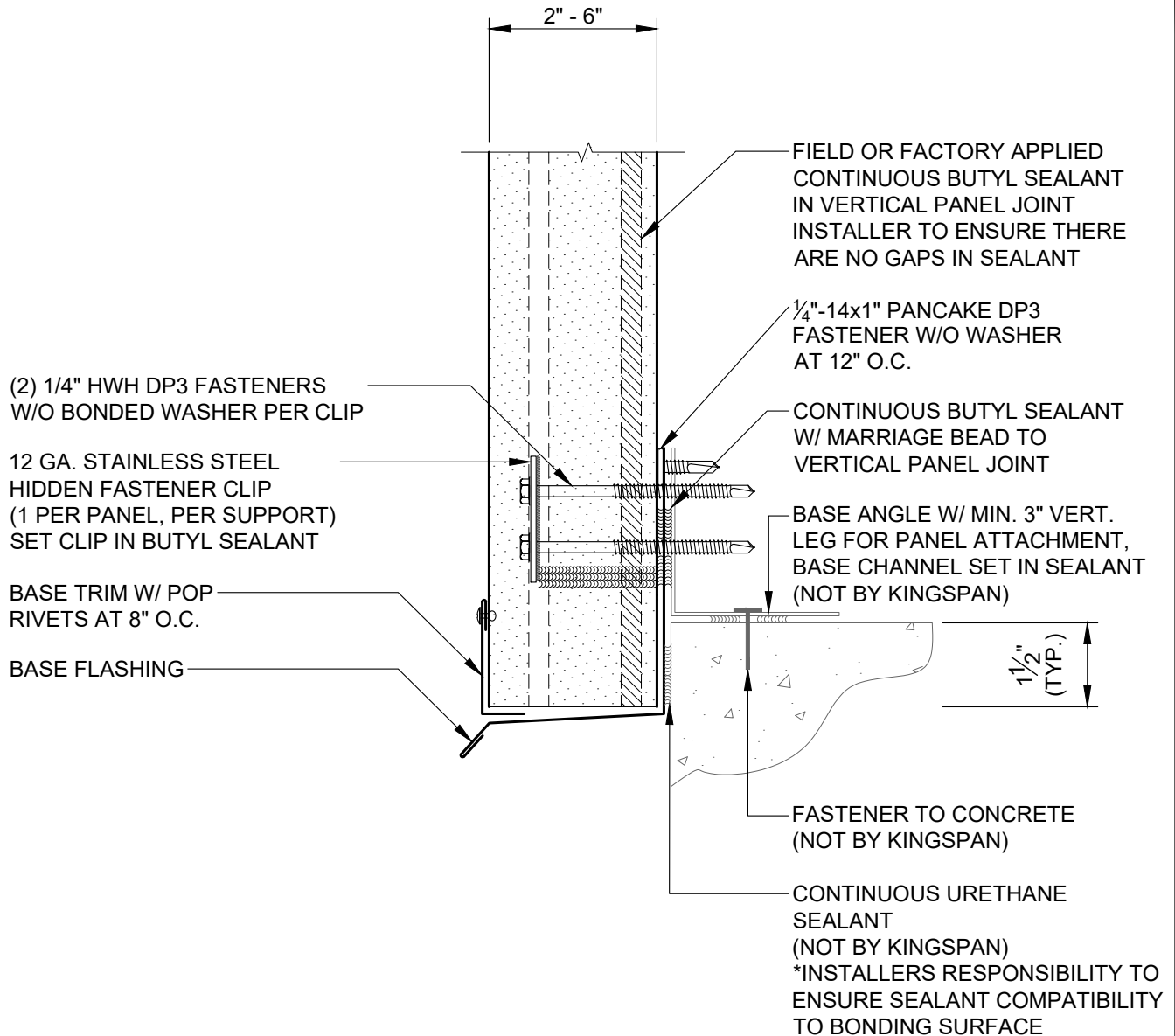
RELEASE: 2026

REGION: NORTH AMERICA

www.kingspanpanels.com



KS SERIES - VERTICAL INSTALLATION



NOTE: SEE DETAIL CI-TL-01-KSV AND CI-TL-02-KSV FOR TYPICAL TRIM LAP INSTRUCTIONS

REVISION	
REVISION #	DATE
11	1/30/26

OVERHANG W/
BASE ANGLE

DETAIL #: CI-BS-05-KSV

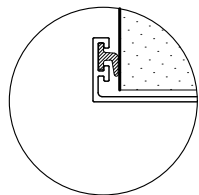
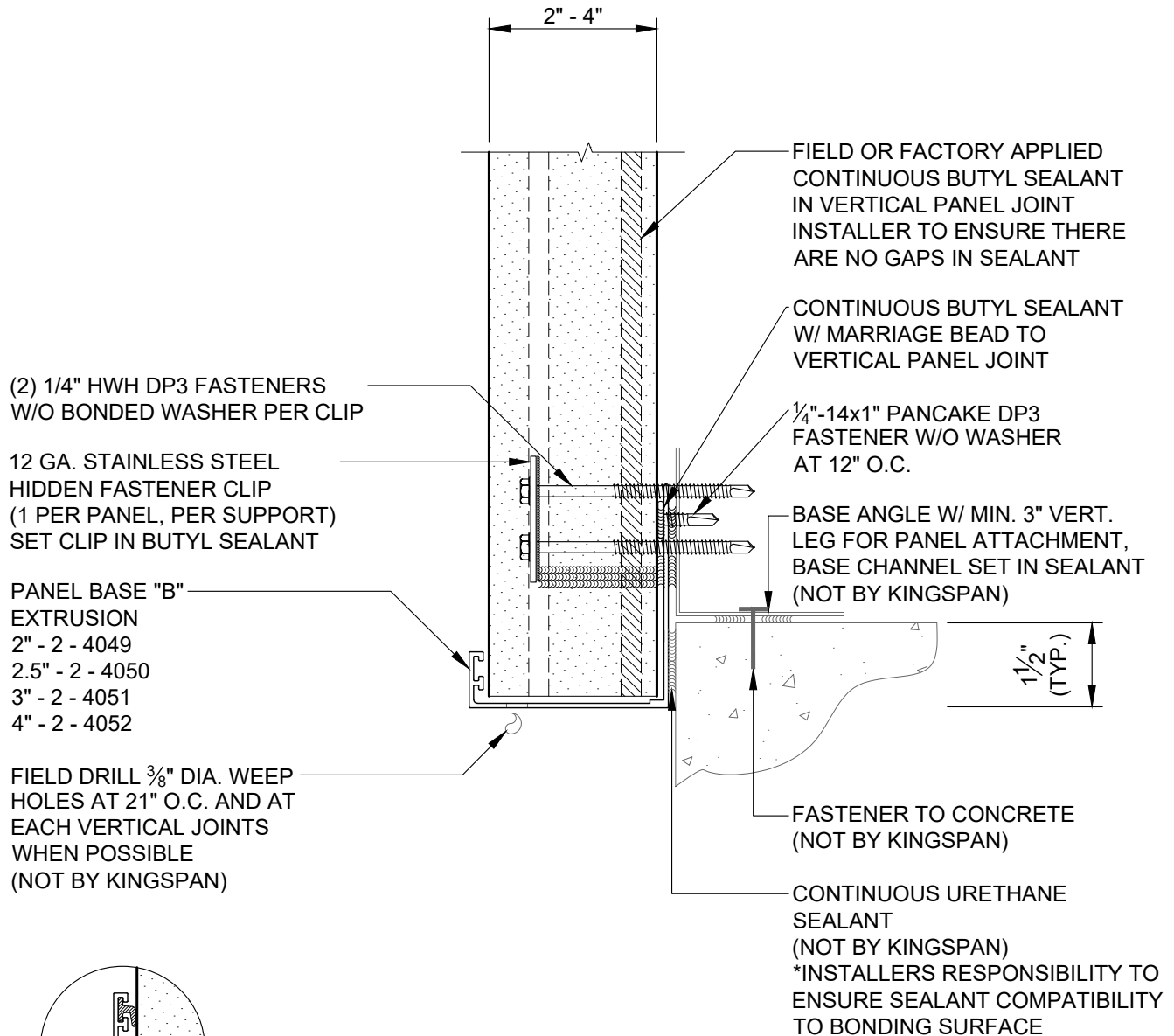
RELEASE: 2026

REGION: NORTH AMERICA

www.kingspanpanels.com



KS SERIES - VERTICAL INSTALLATION



OPTIONAL WIPER GASKET (FIELD INSTALLED)

REVISION	
REVISION #	DATE
11	1/30/26

OVERHANG W/
BASE "J" EXTRUSION

DETAIL #: CI-BS-06-KSV

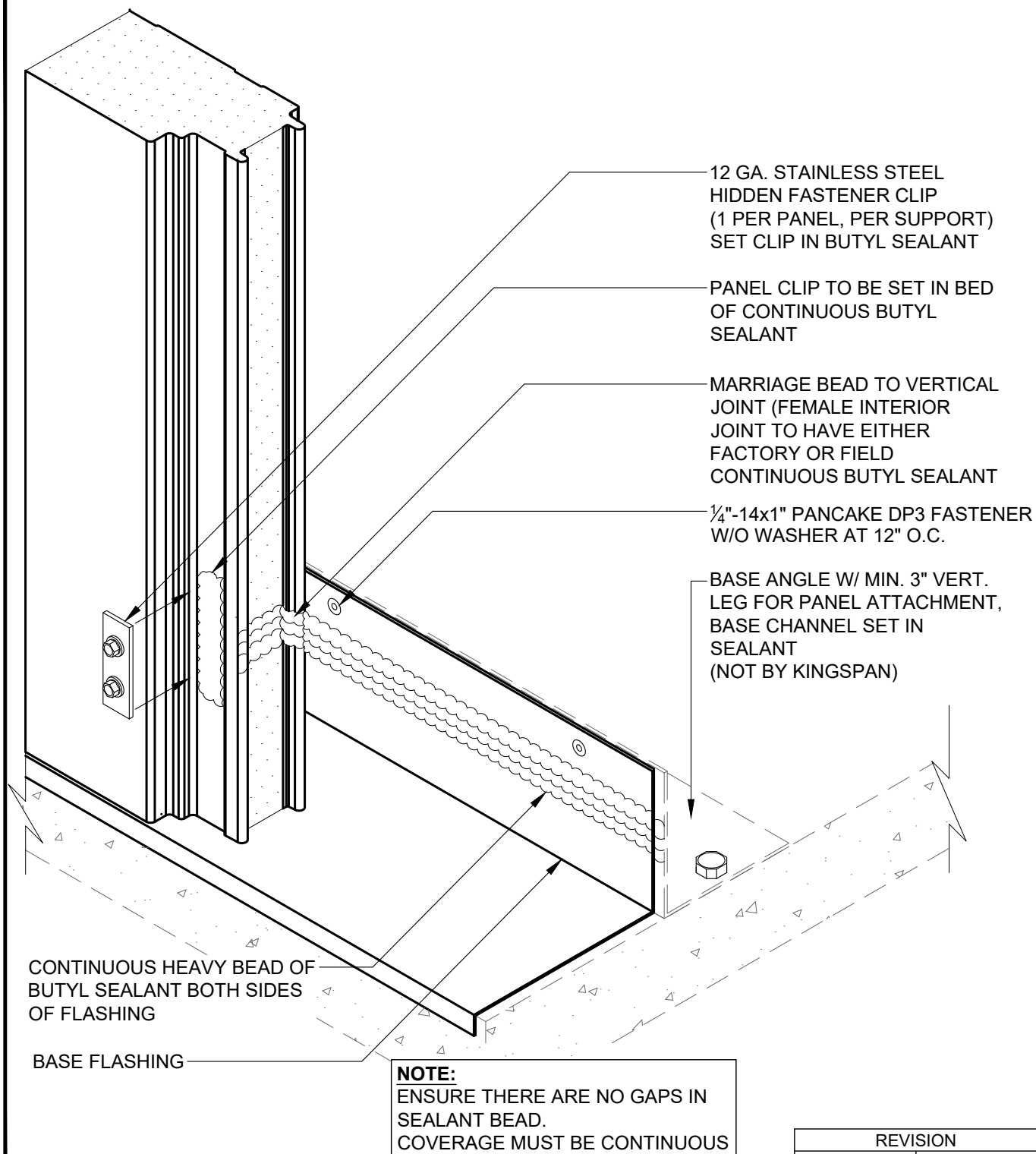
RELEASE: 2026

REGION: NORTH AMERICA

www.kingspanpanels.com



KS SERIES - VERTICAL INSTALLATION



REVISION	
REVISION #	DATE
11	1/30/26

BASE DETAIL
MARRIAGE BEAD ISOMETRIC

DETAIL #: CI-BS-07-KSV

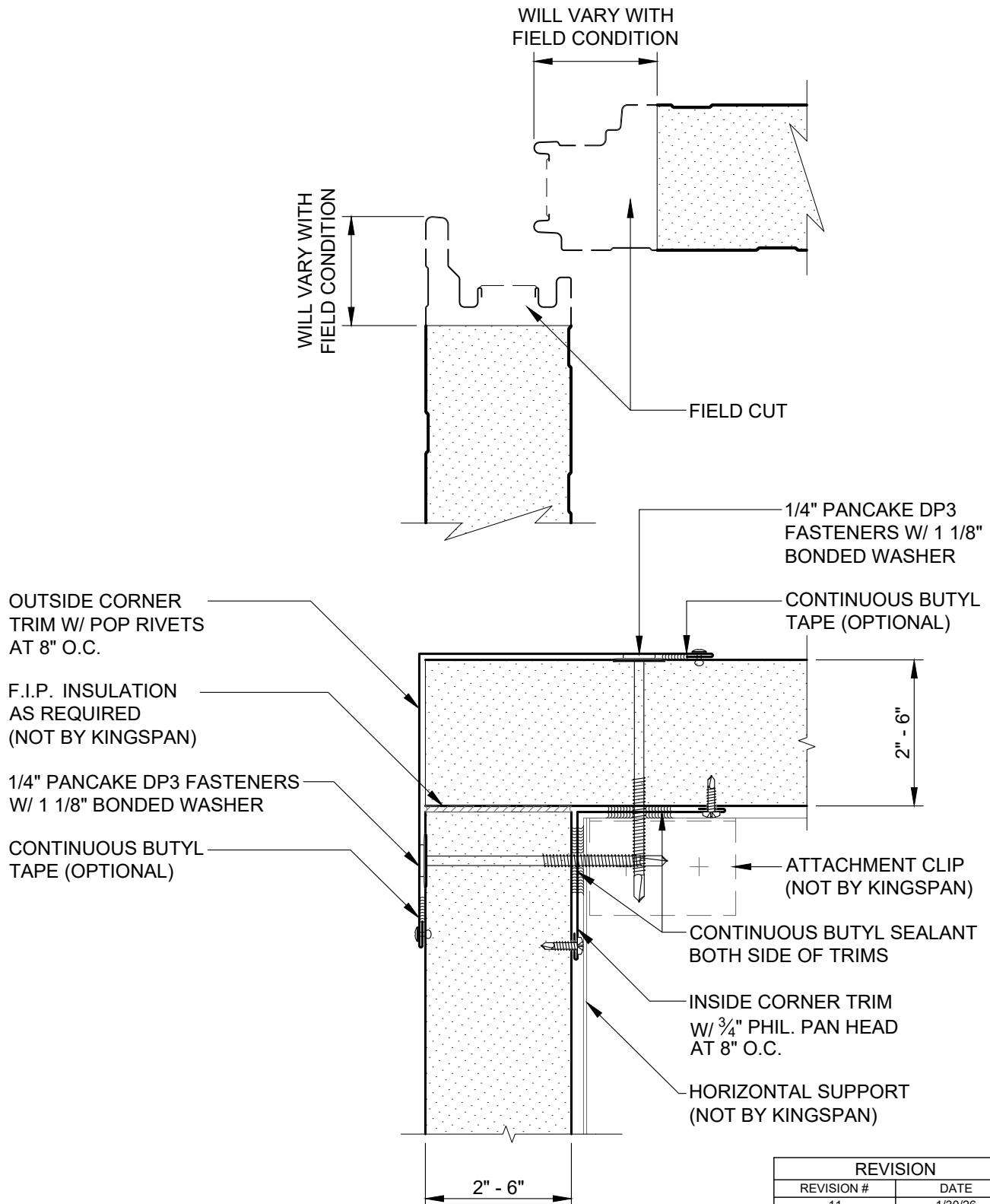
RELEASE: 2026

REGION: NORTH AMERICA

www.kingspanpanels.com



KS SERIES - VERTICAL INSTALLATION



OUTSIDE CORNER W/
FLAT TRIM

DETAIL #: CI-OC-01-KSV

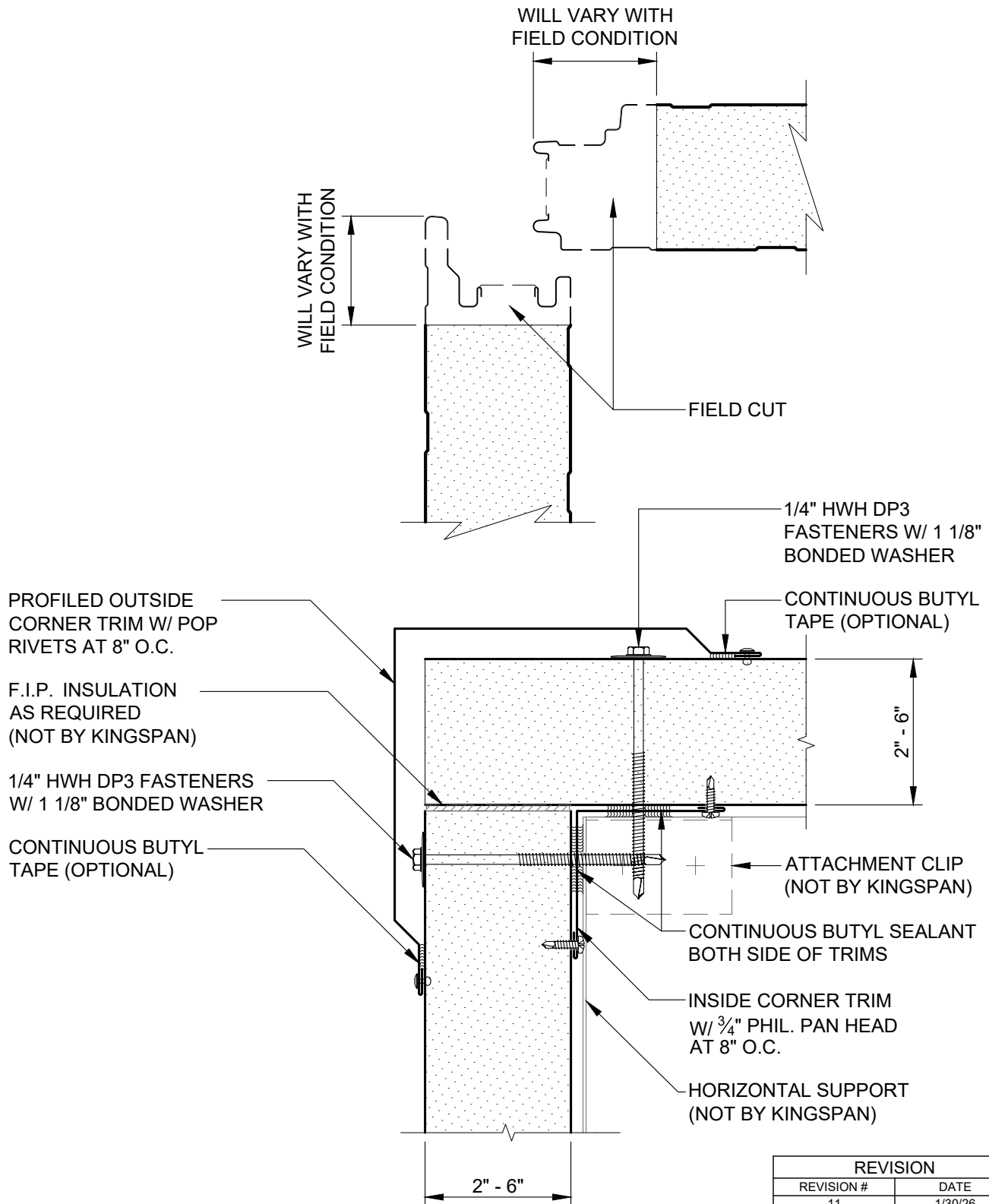
RELEASE: 2026

REGION: NORTH AMERICA

www.kingspanpanels.com



KS SERIES - VERTICAL INSTALLATION



OUTSIDE CORNER W/
PROFILED TRIM

DETAIL #: CI-OC-02-KSV

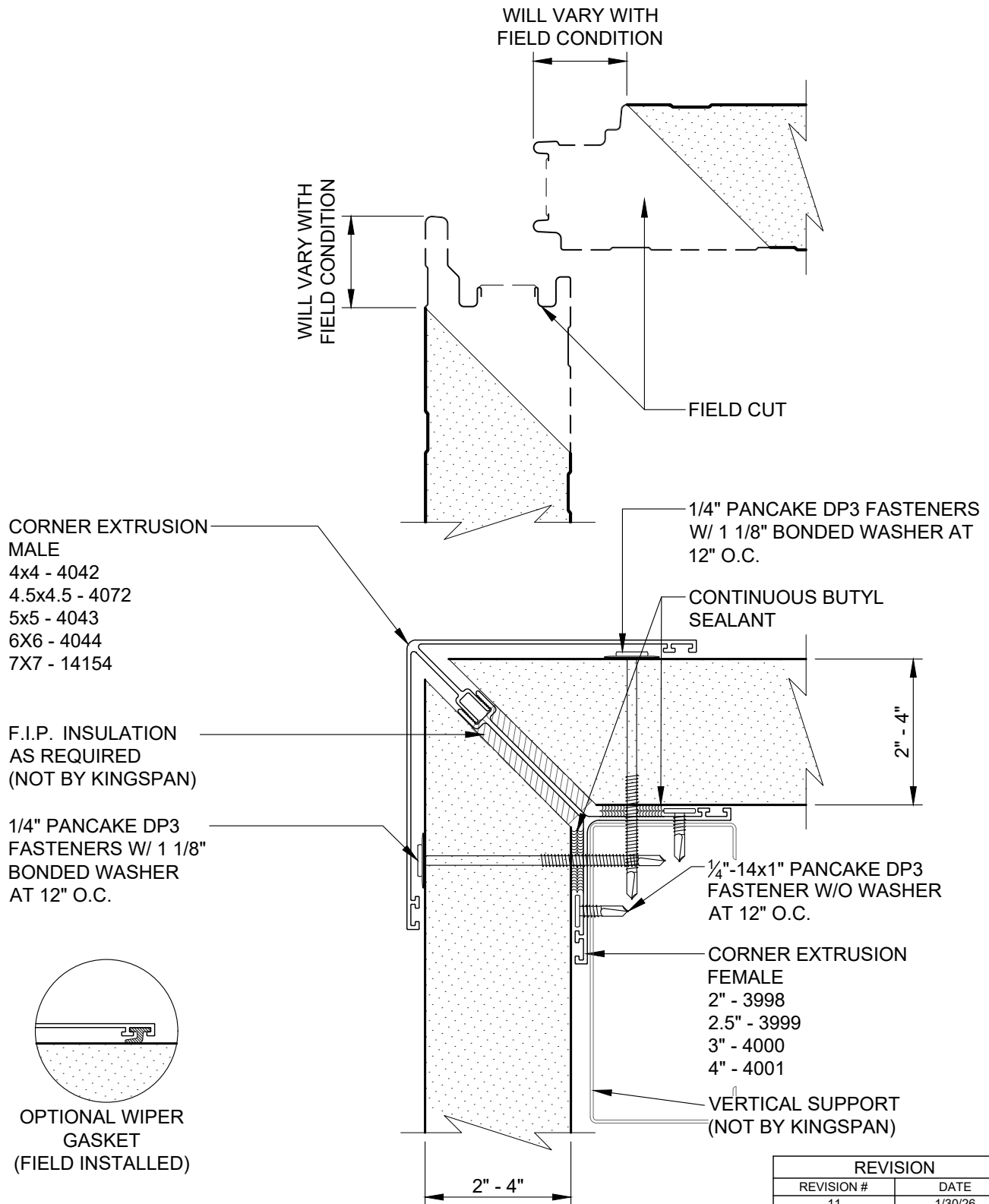
RELEASE: 2026

REGION: NORTH AMERICA

www.kingspanpanels.com



KS SERIES - VERTICAL INSTALLATION



OUTSIDE CORNER W/
EXTRUSION

DETAIL #: CI-OC-03-KSV

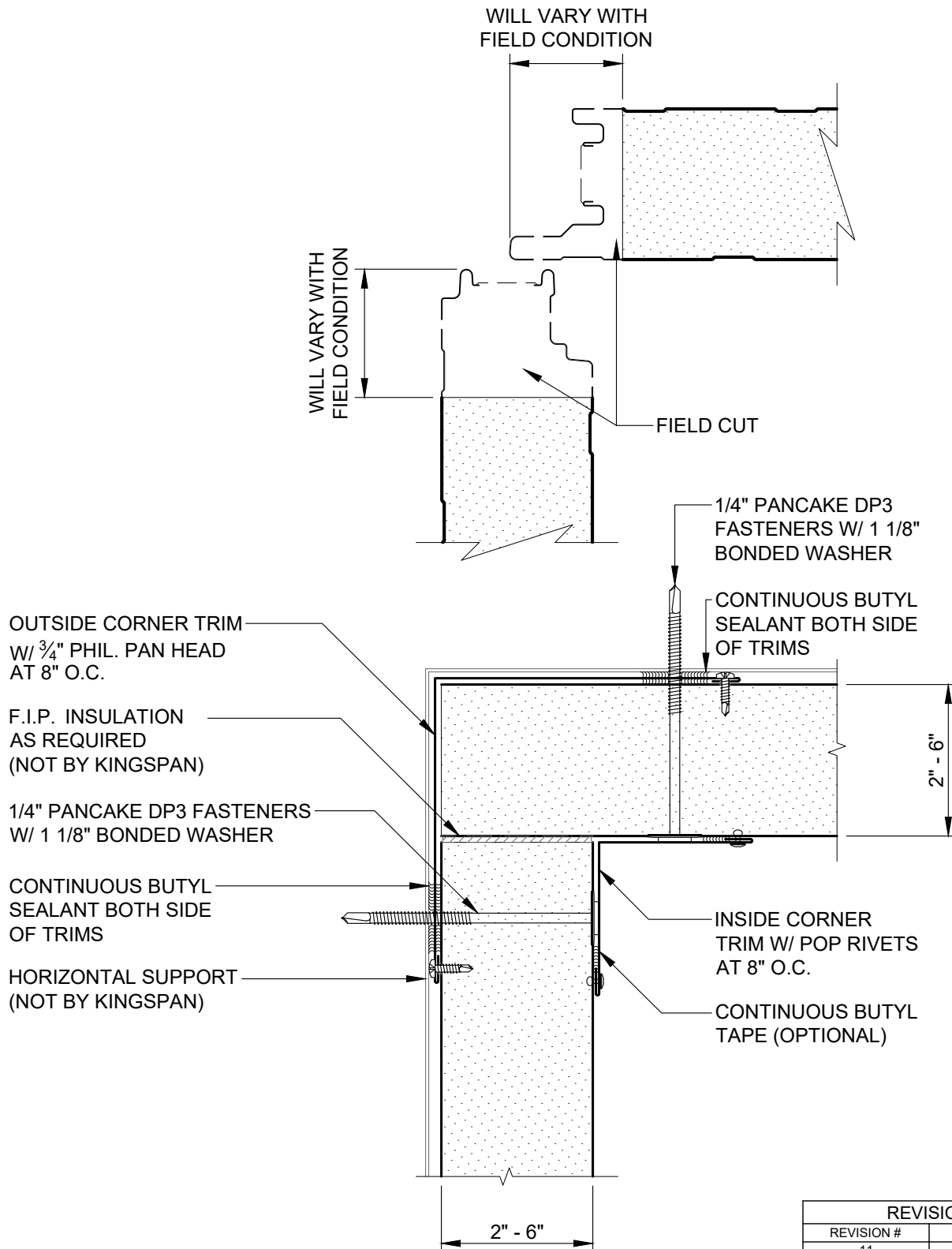
RELEASE: 2026

REGION: NORTH AMERICA

www.kingspanpanels.com



KS SERIES - VERTICAL INSTALLATION



REVISION	
REVISION #	DATE
11	1/30/26

INSIDE CORNER W/
FLAT TRIM

DETAIL #: CI-IC-01-KSV

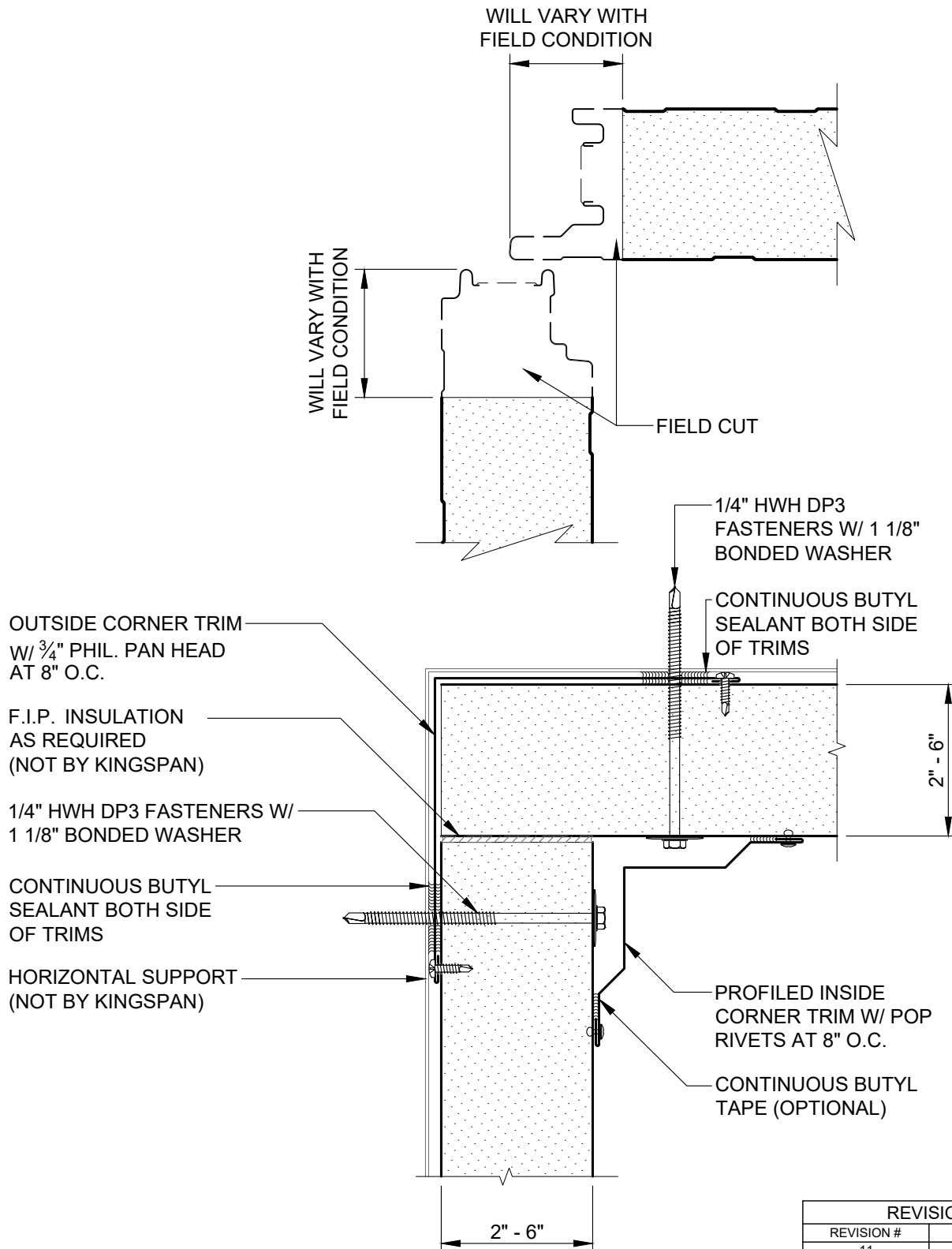
RELEASE: 2026

REGION: NORTH AMERICA

www.kingspanpanels.com



KS SERIES - VERTICAL INSTALLATION



INSIDE CORNER W/
PROFIED TRIM

DETAIL #: CI-IC-02-KSV

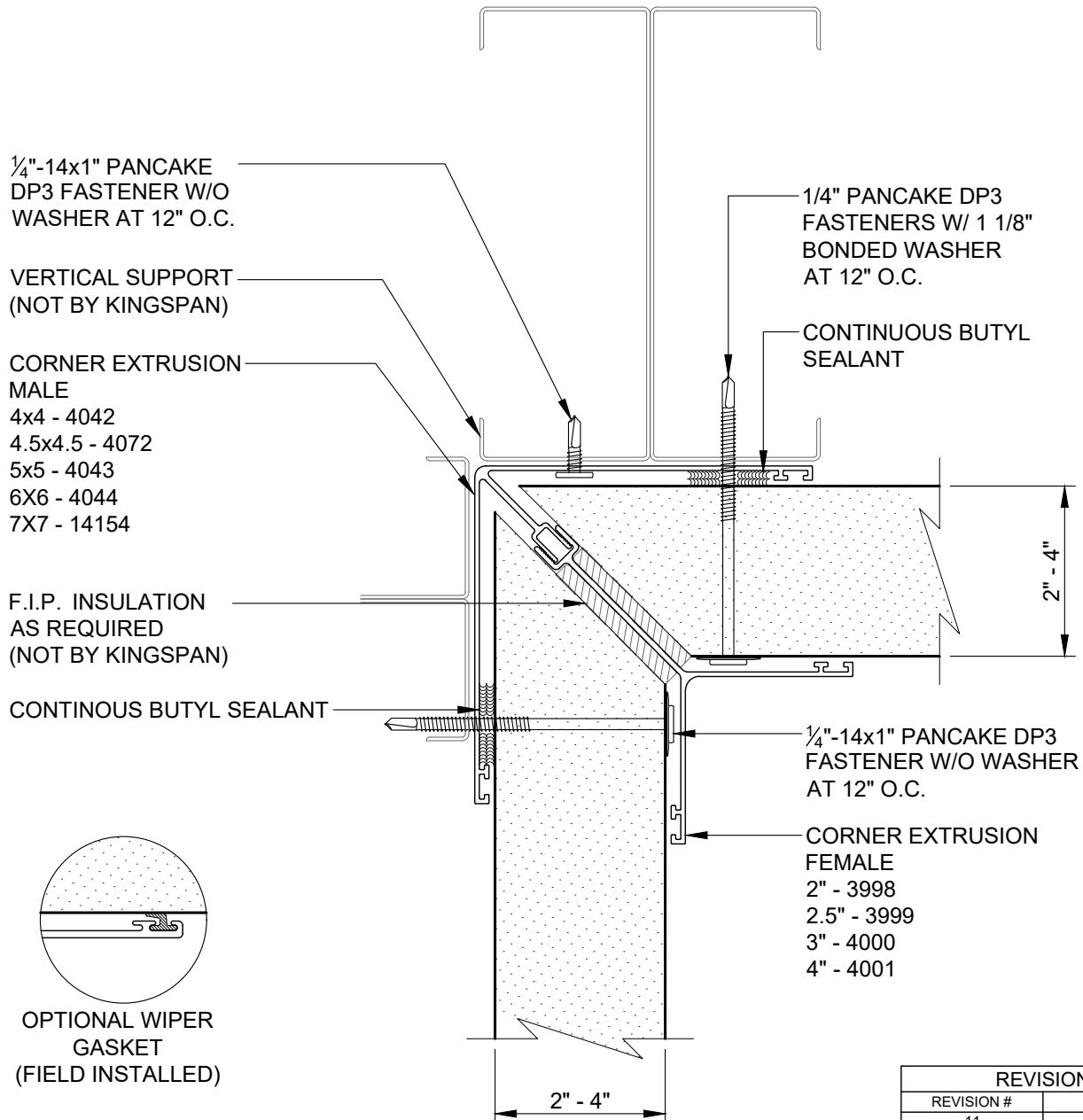
RELEASE: 2026

REGION: NORTH AMERICA

www.kingspanpanels.com



KS SERIES - VERTICAL INSTALLATION



REVISION	
REVISION #	DATE
11	1/30/26

INSIDE CORNER W/
EXTRUSION

DETAIL #: CI-IC-03-KSV

RELEASE: 2026

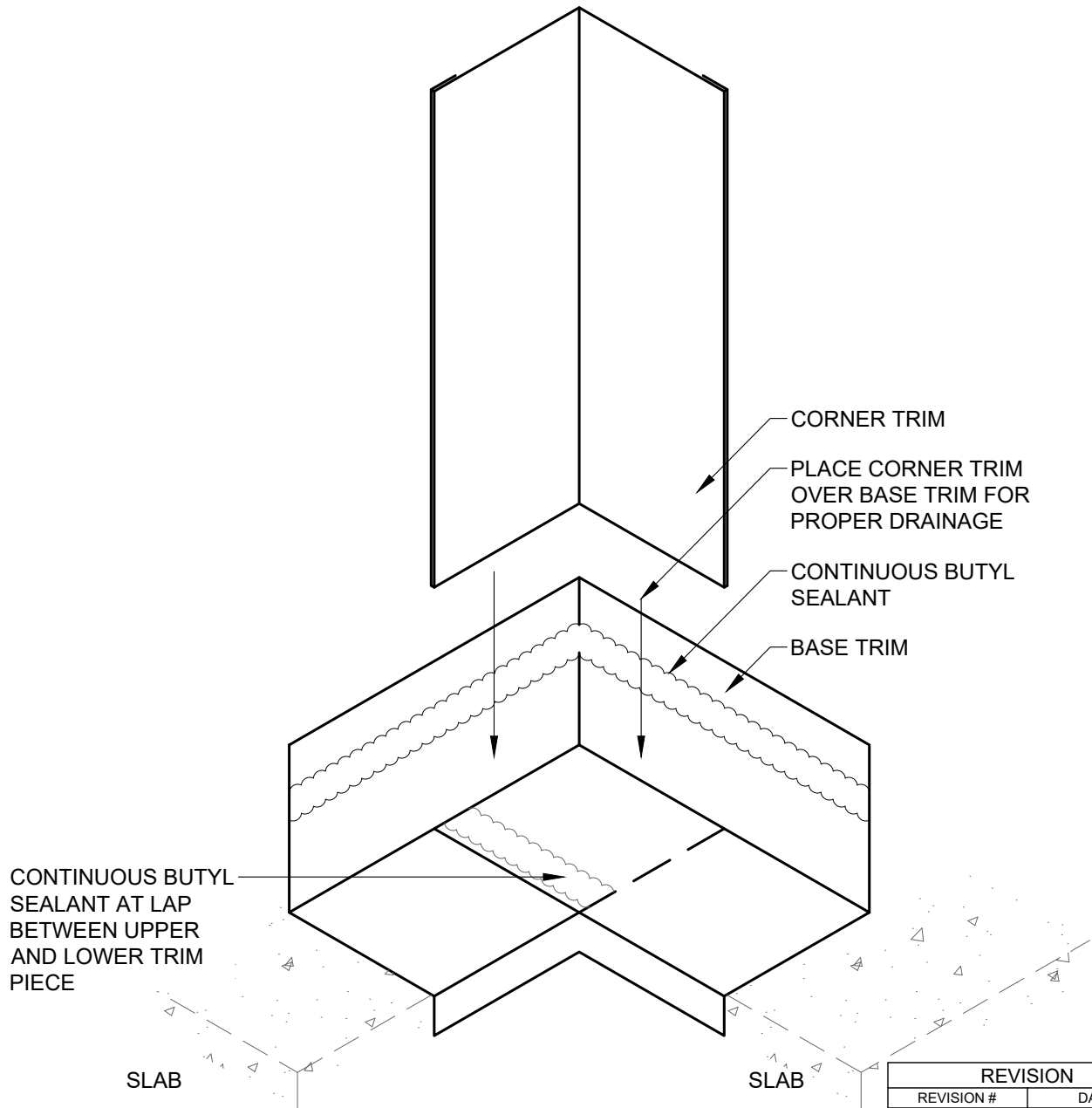
REGION: NORTH AMERICA

www.kingspanpanels.com



KS SERIES - VERTICAL INSTALLATION

FRAMING NOT SHOWN FOR
CLARITY OF DETAIL



REVISION	
REVISION #	DATE
11	1/30/26

INSIDE CORNER LAP AT
BASE TRIM EXPANDED

DETAIL #: CI-IC-04-KSV

RELEASE: 2026

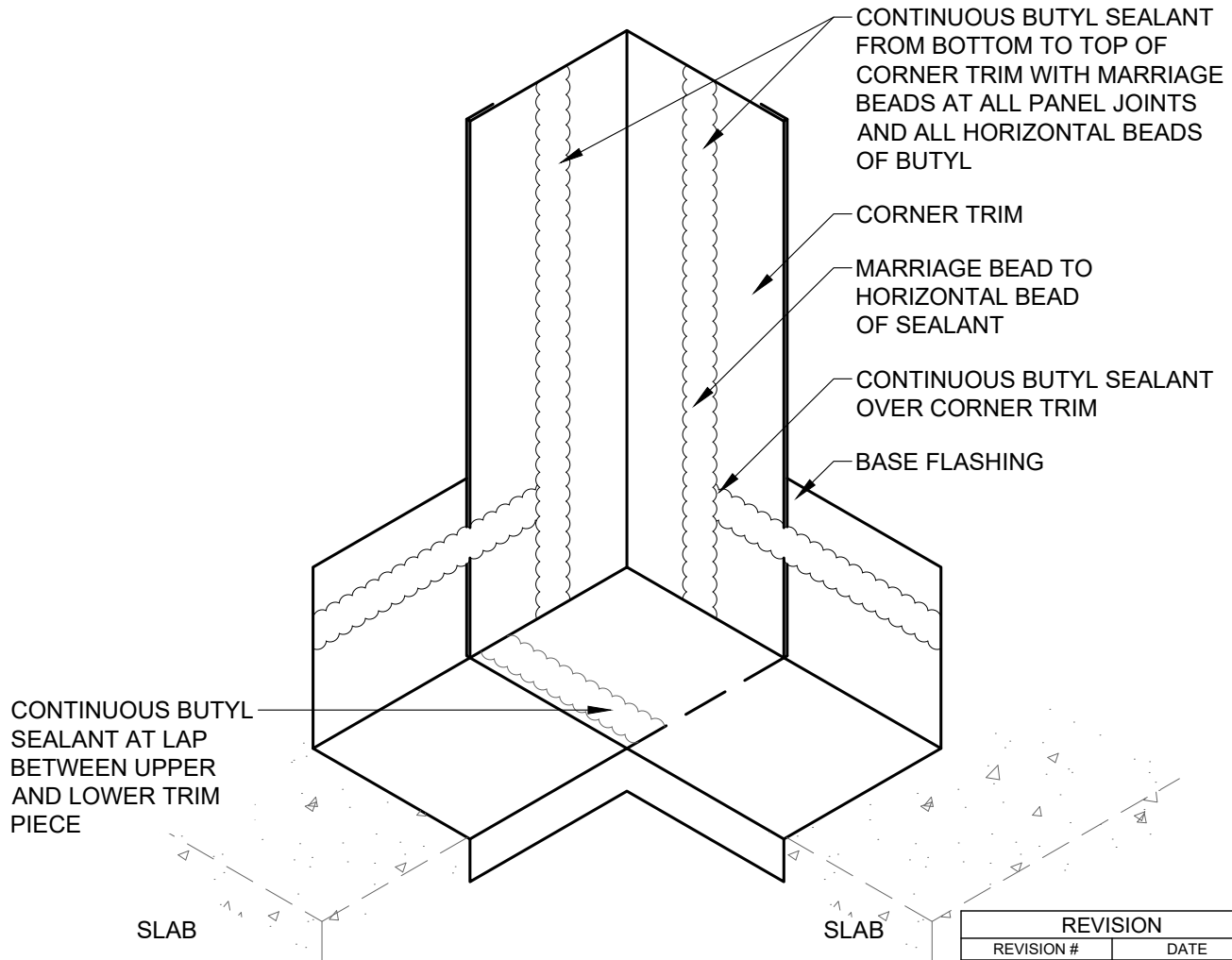
REGION: NORTH AMERICA

www.kingspanpanels.com



KS SERIES - VERTICAL INSTALLATION

FRAMING NOT SHOWN FOR
CLARITY OF DETAIL



REVISION	
REVISION #	DATE
11	1/30/26

INSIDE CORNER LAP AT
BASE TRIM ENGAGED

DETAIL #: CI-IC-05-KSV

RELEASE: 2026

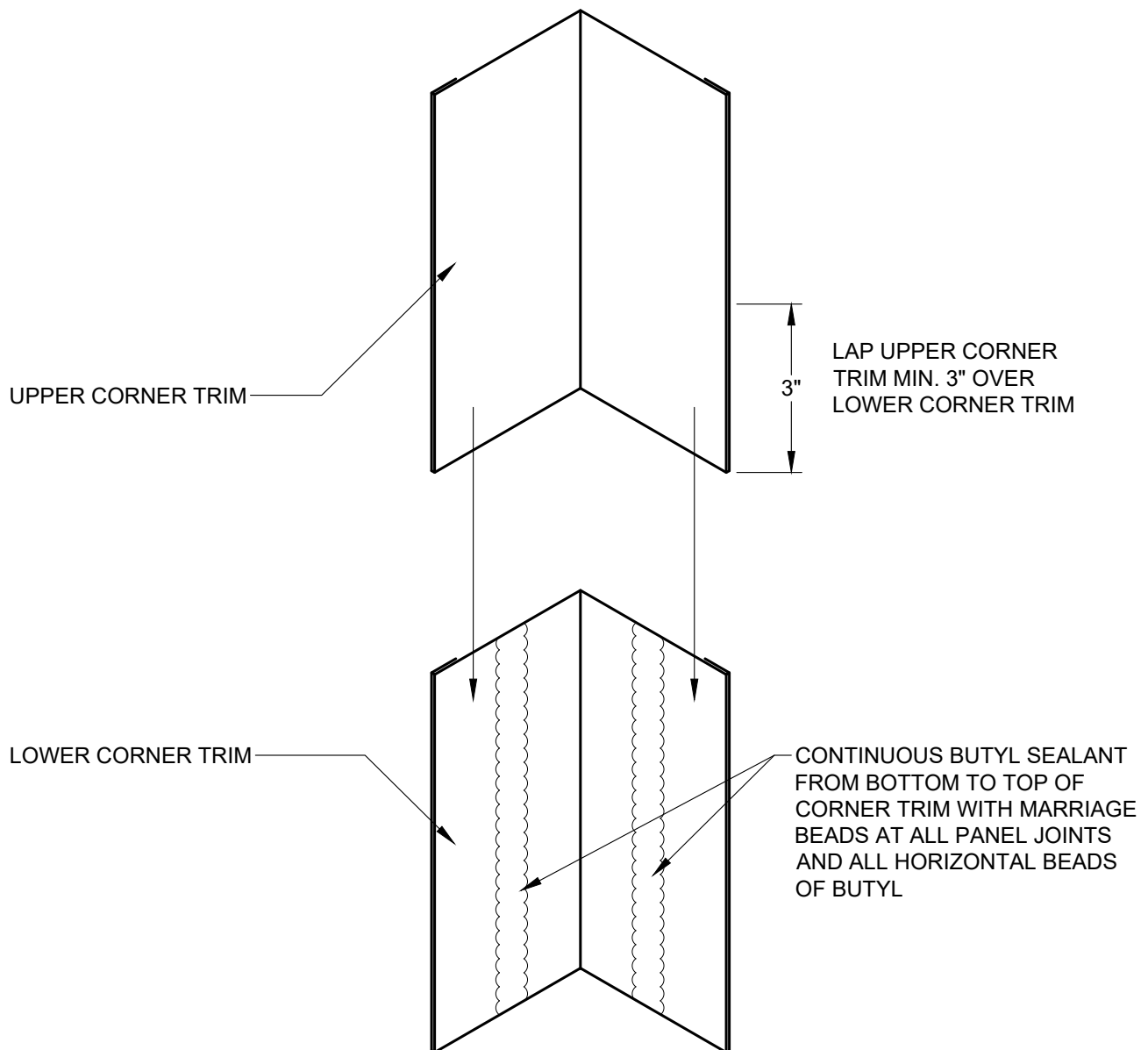
REGION: NORTH AMERICA

www.kingspanpanels.com



KS SERIES - VERTICAL INSTALLATION

FRAMING NOT SHOWN FOR
CLARITY OF DETAIL



REVISION	
REVISION #	DATE
11	1/30/26

INSIDE CORNER TRIM
LAP EXPANDED

DETAIL #: CI-IC-06-KSV

RELEASE: 2026

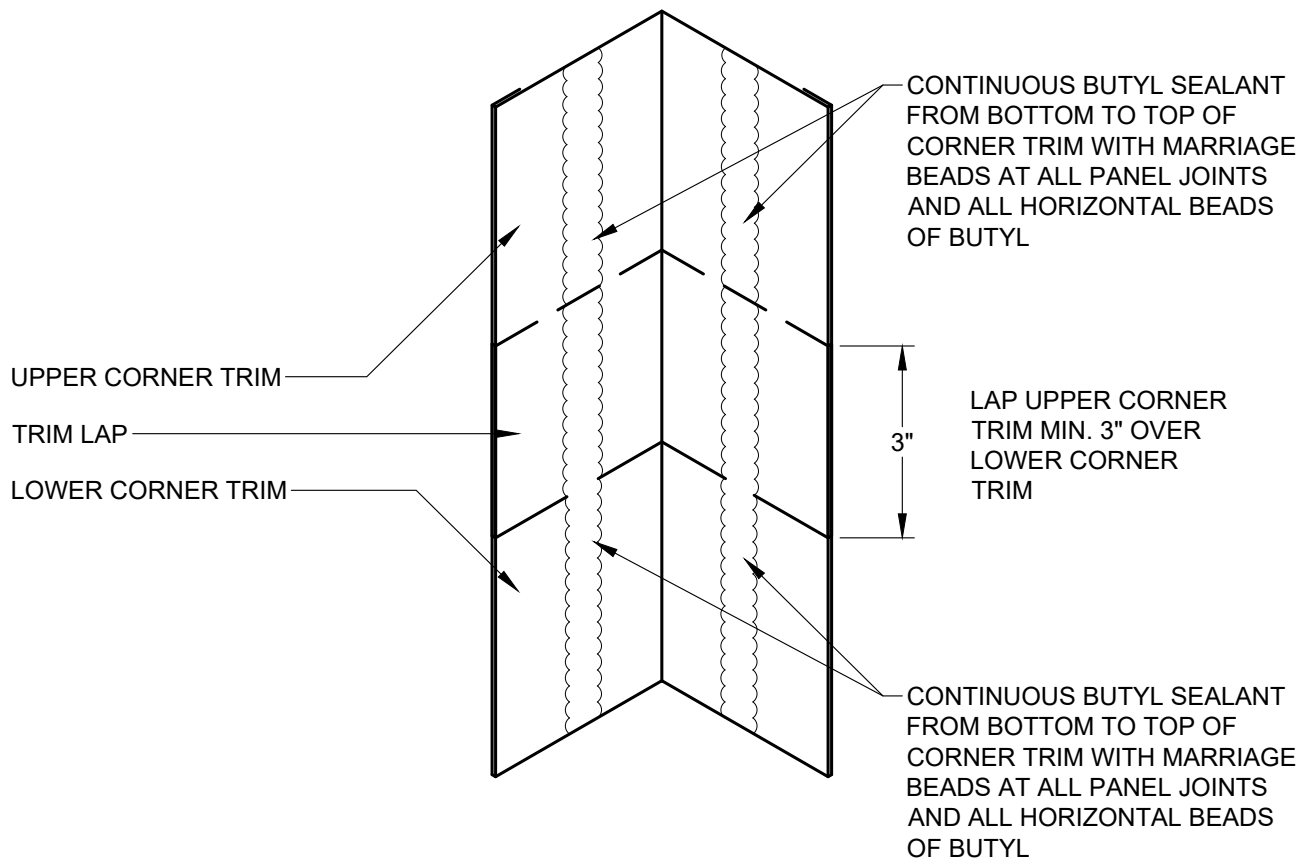
REGION: NORTH AMERICA

www.kingspanpanels.com



KS SERIES - VERTICAL INSTALLATION

FRAMING NOT SHOWN FOR
CLARITY OF DETAIL



REVISION	
REVISION #	DATE
11	1/30/26

INSIDE CORNER TRIM
LAP ENGAGED

DETAIL #: CI-IC-07-KSV

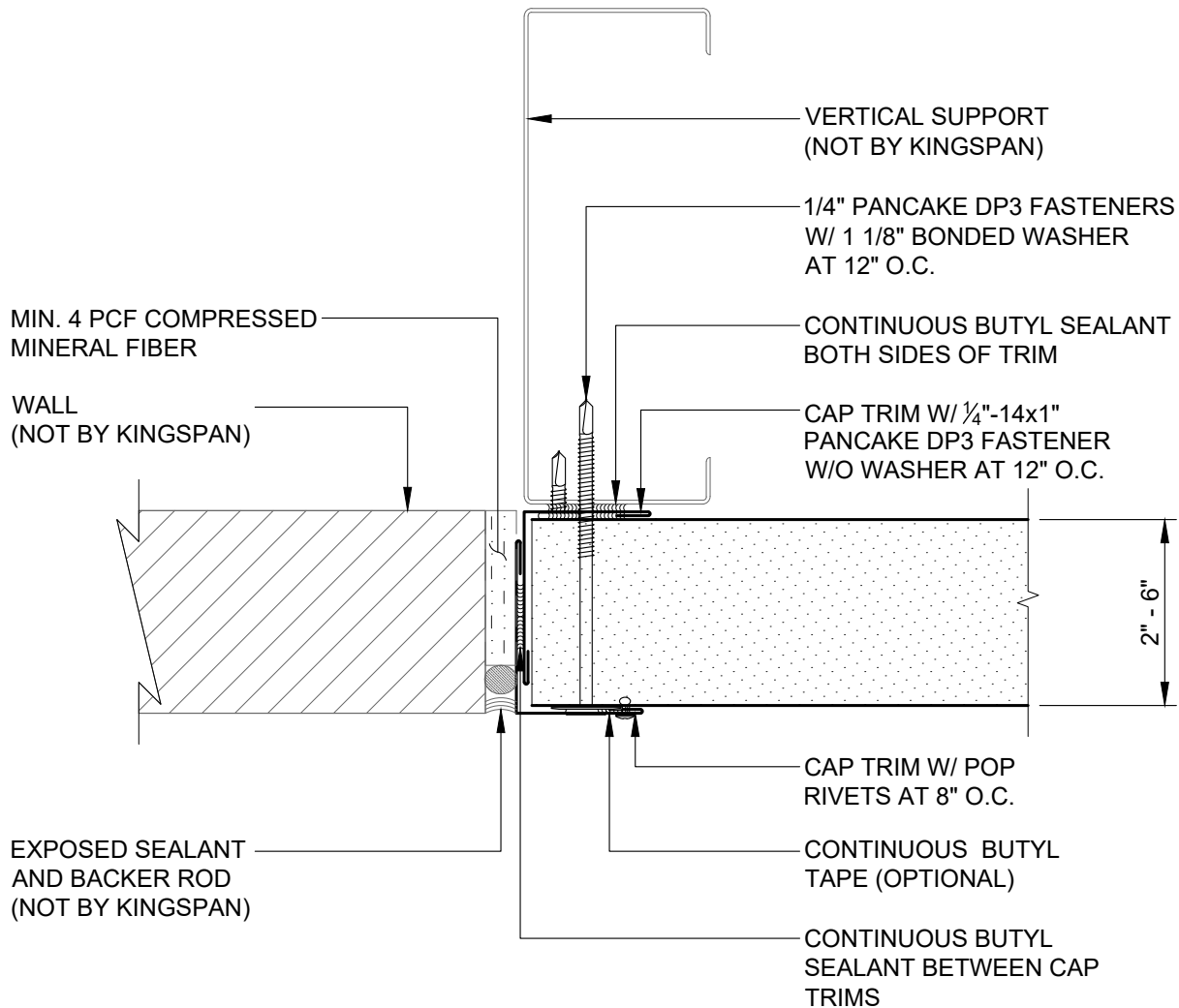
RELEASE: 2026

REGION: NORTH AMERICA

www.kingspanpanels.com



KS SERIES - VERTICAL INSTALLATION



REVISION	
REVISION #	DATE
11	1/30/26

ENDWALL TERMINATION

DETAIL #: CI-EN-01-KSV

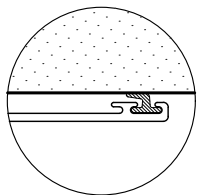
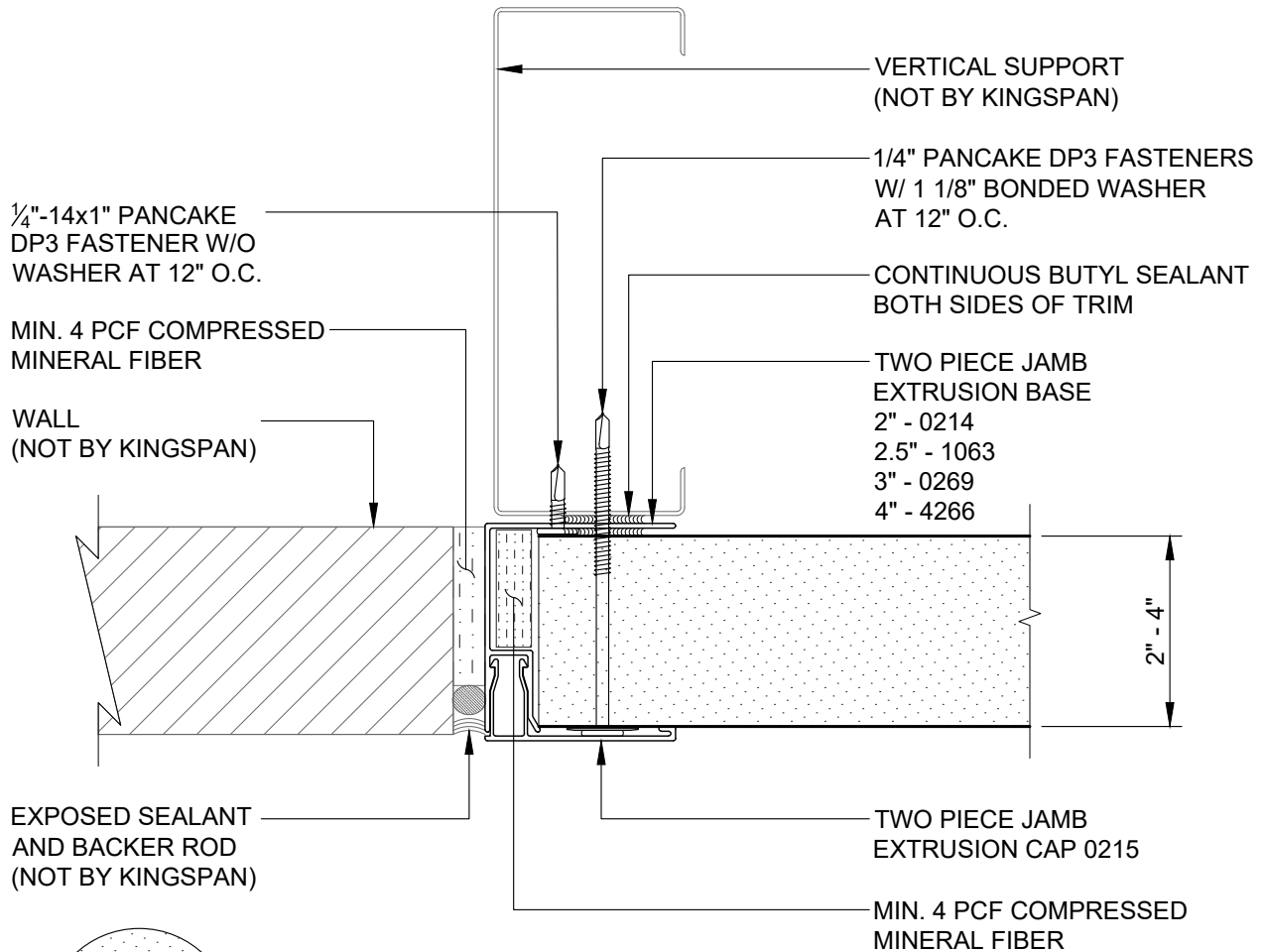
RELEASE: 2026

REGION: NORTH AMERICA

www.kingspanpanels.com



KS SERIES - VERTICAL INSTALLATION



OPTIONAL WIPER GASKET (FIELD INSTALLED)

REVISION	
REVISION #	DATE
11	1/30/26

ENDWALL TERMINATION W/
EXTRUSION

DETAIL #: CI-EN-02-KSV

RELEASE: 2026

REGION: NORTH AMERICA

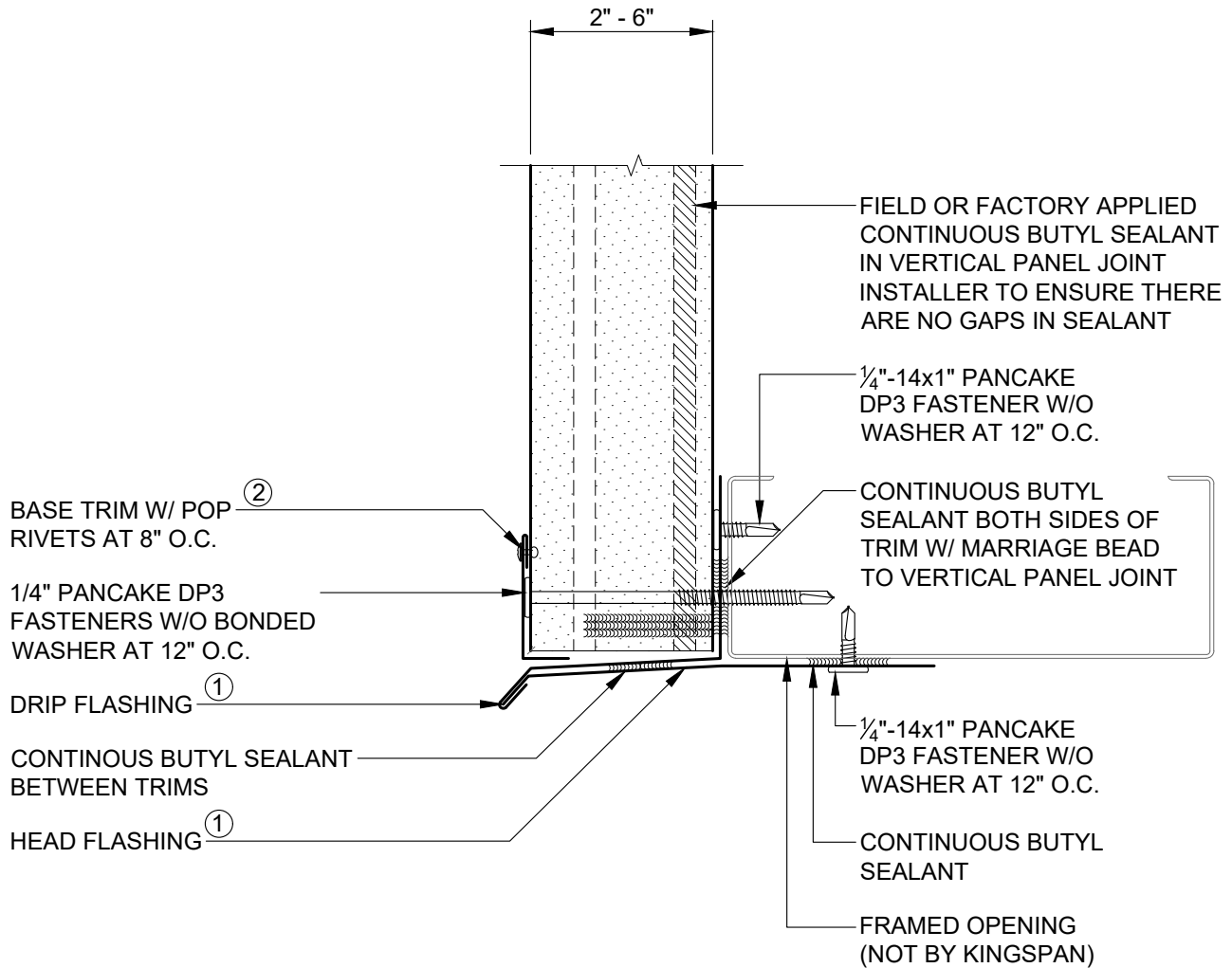
www.kingspanpanels.com



KS SERIES - VERTICAL INSTALLATION

TRIM INSTALLATION SEQUENCE:

- ① INSTALL DRIP AND FLASHING AND ALL APPLICABLE SEALANTS PRIOR TO INSTALLING THE PANEL AND THROUGH FASTENERS
- ② INSTALL EXTERIOR BASE TRIM



NOTE: SEE DETAIL CI-TL-01-KSV, CI-TL-02-KSV AND CI-TL-04-KSV FOR TYPICAL TRIM LAP INSTRUCTIONS

REVISION

REVISION #	DATE
11	1/30/26

FRAMED OPENING HEAD
W/ DRIP EDGE

DETAIL #: CI-FO-01-KSV

RELEASE: 2026

REGION: NORTH AMERICA

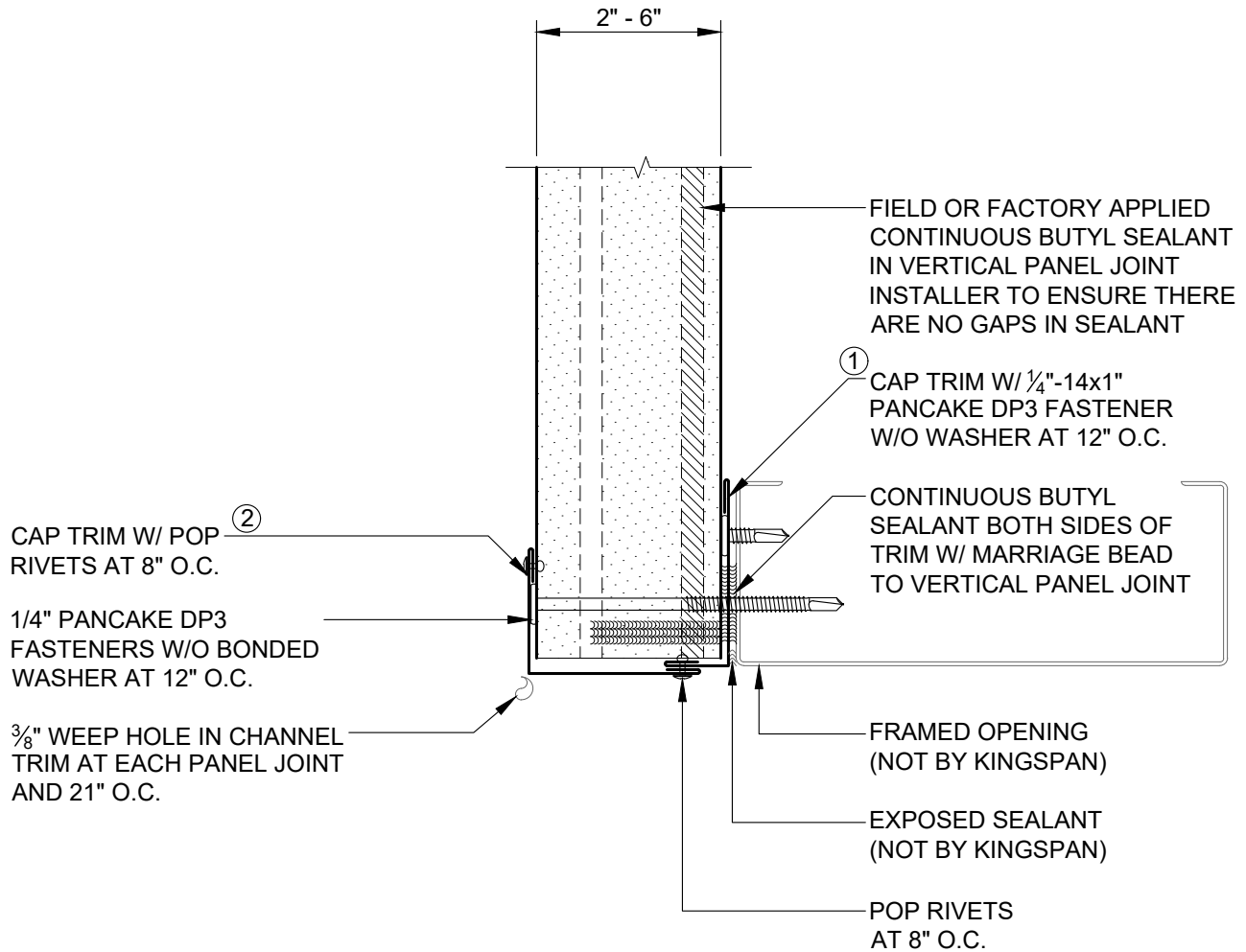
www.kingspanpanels.com



KS SERIES - VERTICAL INSTALLATION

TRIM INSTALLATION SEQUENCE:

- ① INSTALL INTERIOR CAP TRIM AND ALL APPLICABLE SEALANTS PRIOR TO INSTALLING THE PANEL AND THROUGH FASTENERS
- ② INSTALL EXTERIOR CAP TRIM



NOTE: SEE DETAIL CI-TL-01-KSV, CI-TL-02-KSV AND CI-TL-04-KSV FOR TYPICAL TRIM LAP INSTRUCTIONS

REVISION	
REVISION #	DATE
11	1/30/26

FRAMED OPENING HEAD
W/ TWO PIECE TRIM

DETAIL #: CI-FO-02-KSV

RELEASE: 2026

REGION: NORTH AMERICA

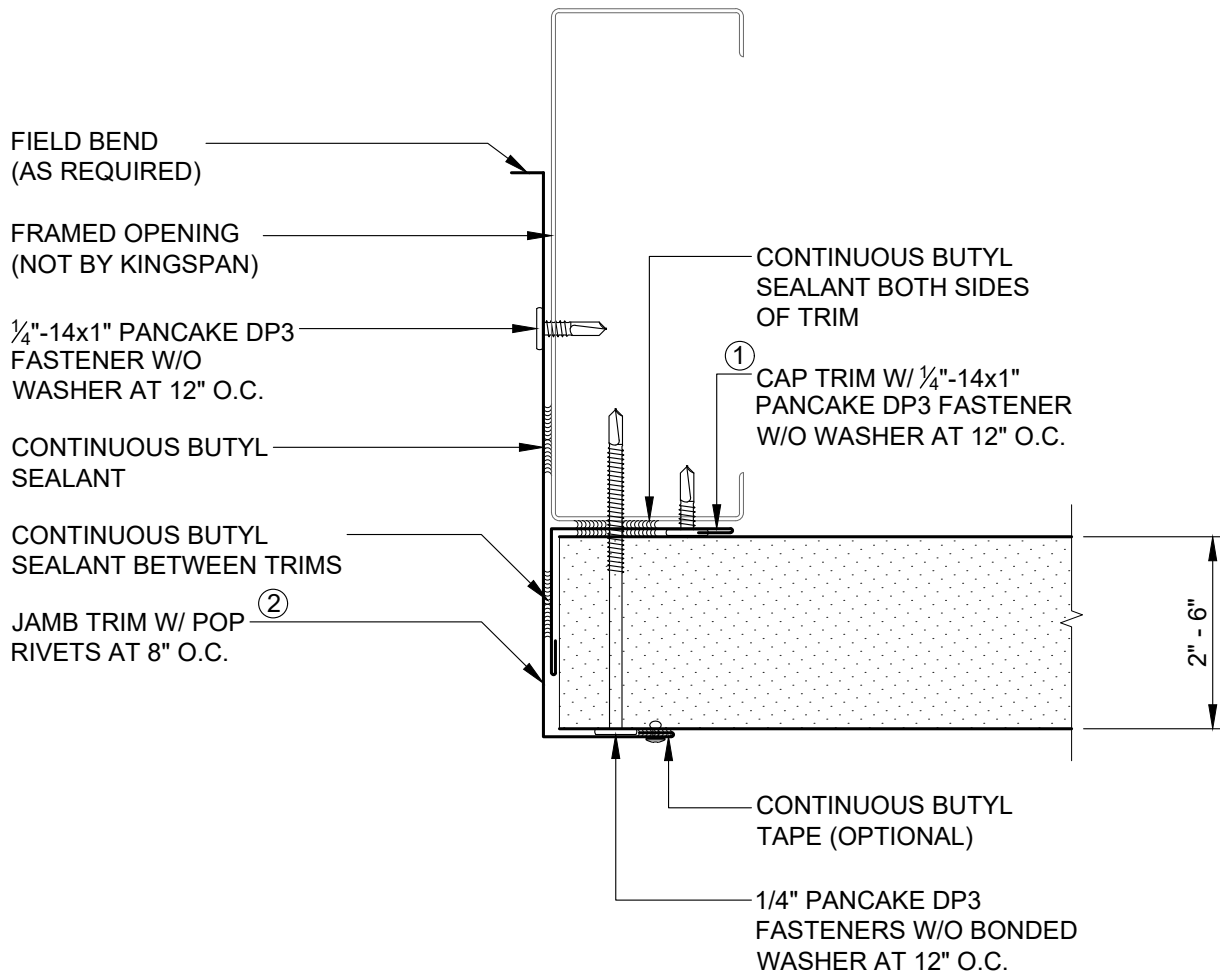
www.kingspanpanels.com



KS SERIES - VERTICAL INSTALLATION

TRIM INSTALLATION SEQUENCE:

- ① INSTALL INTERIOR CAP TRIM AND ALL APPLICABLE SEALANTS PRIOR TO INSTALLING THE PANEL AND THROUGH FASTENERS
- ② INSTALL JAMB TRIM



NOTE: SEE DETAIL CI-TL-01-KSV, CI-TL-02-KSV AND CI-TL-04-KSV FOR TYPICAL TRIM LAP INSTRUCTIONS

REVISION	
REVISION #	DATE
11	1/30/26

FRAMED OPENING JAMB
W/ FLAT TRIM

DETAIL #: CI-FO-03-KSV

RELEASE: 2026

REGION: NORTH AMERICA

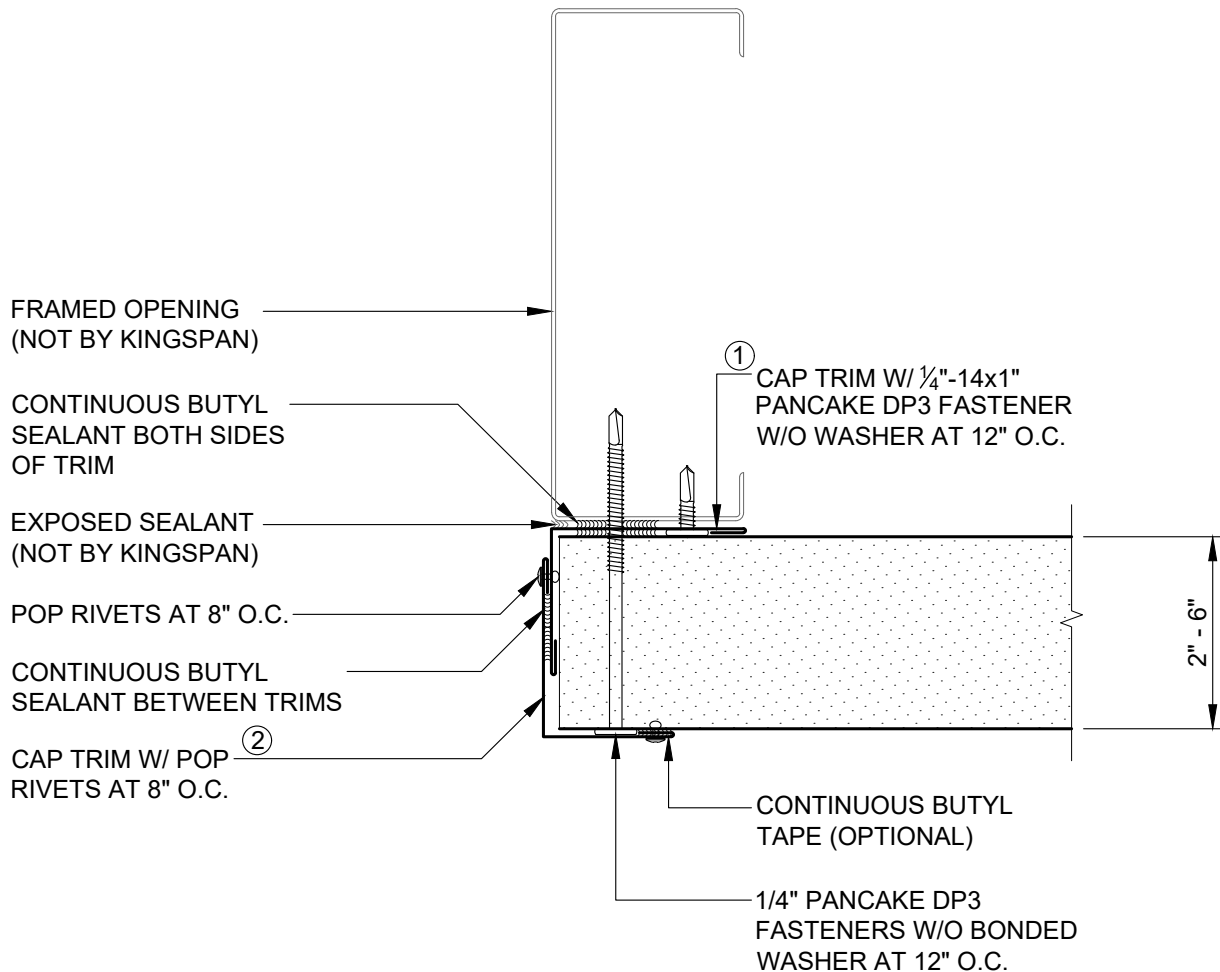
www.kingspanpanels.com



KS SERIES - VERTICAL INSTALLATION

TRIM INSTALLATION SEQUENCE:

- ① INSTALL INTERIOR CAP TRIM AND ALL APPLICABLE SEALANTS PRIOR TO INSTALLING THE PANEL AND THROUGH FASTENERS
- ② INSTALL EXTERIOR CAP TRIM



NOTE: SEE DETAIL CI-TL-01-KSV, CI-TL-02-KSV AND CI-TL-04-KSV FOR TYPICAL TRIM LAP INSTRUCTIONS

REVISION	
REVISION #	DATE
11	1/30/26

FRAMED OPENING JAMB
W/ TWO PIECE TRIM

DETAIL #: CI-FO-04-KSV

RELEASE: 2026

REGION: NORTH AMERICA

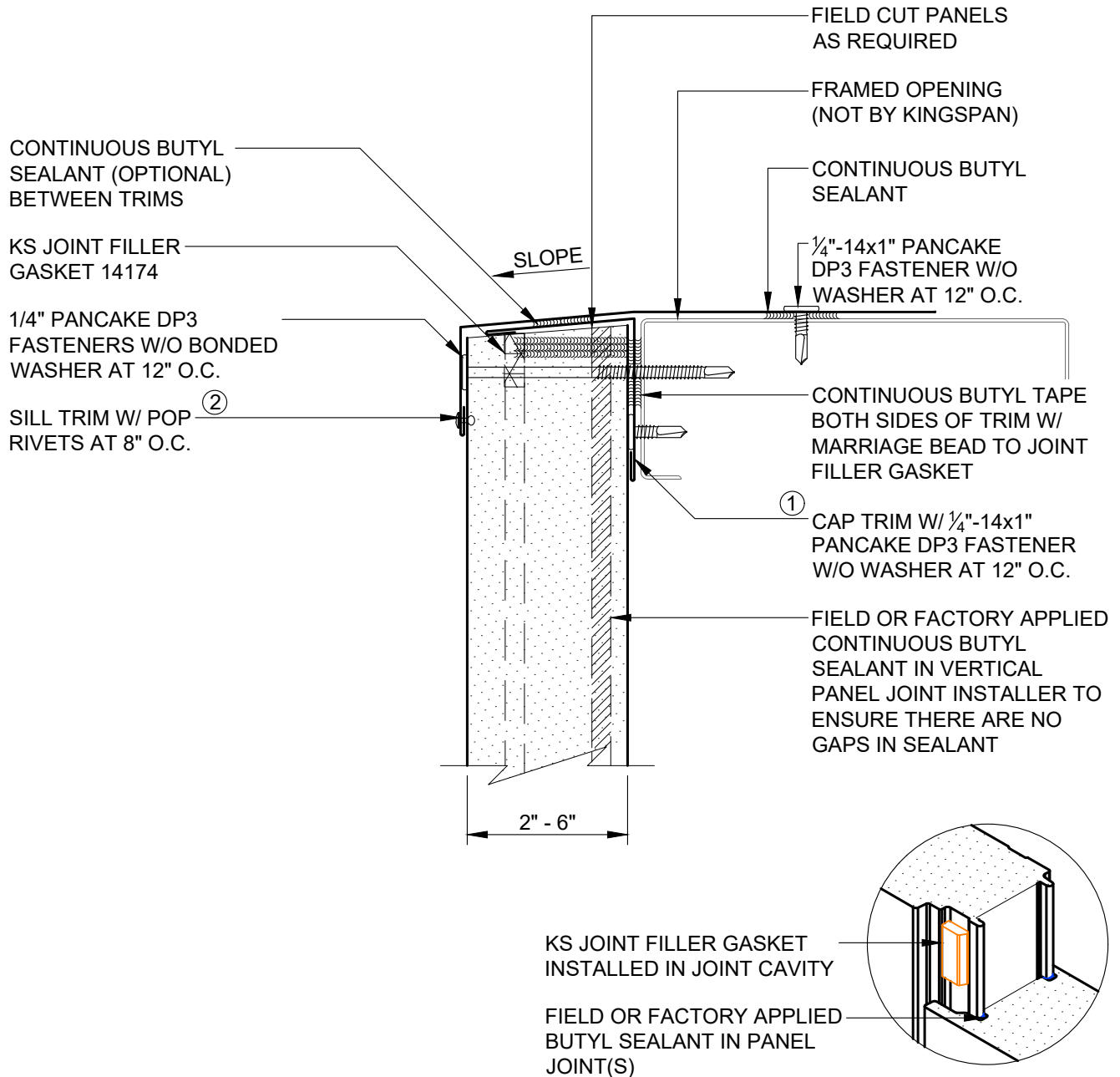
www.kingspanpanels.com



KS SERIES - VERTICAL INSTALLATION

TRIM INSTALLATION SEQUENCE:

- ① INSTALL INTERIOR CAP TRIM AND ALL APPLICABLE SEALANTS PRIOR TO INSTALLING THE PANEL AND THROUGH FASTENERS
- ② INSTALL SILL TRIM



NOTE: SEE DETAIL CI-TL-01-KSV, CI-TL-02-KSV AND CI-TL-04-KSV FOR TYPICAL TRIM LAP INSTRUCTIONS

REVISION	
REVISION #	DATE
11	1/30/26

FRAMED OPENING SILL
W/ TRIM

DETAIL #: CI-FO-05-KSV

RELEASE: 2026

REGION: NORTH AMERICA

www.kingspanpanels.com



KS SERIES - VERTICAL INSTALLATION

TRIM INSTALLATION SEQUENCE:

- ① INSTALL INTERIOR CAP TRIM AND ALL APPLICABLE SEALANTS PRIOR TO INSTALLING THE PANEL AND THROUGH FASTENERS
- ② INSTALL EXTERIOR CAP TRIM

CONTINUOUS BUTYL
SEALANT (OPTIONAL)
BETWEEN TRIMS

KS JOINT FILLER
GASKET 14174

1/4" PANCAKE DP3
FASTENERS W/O BONDED
WASHER AT 12" O.C.

CAP TRIM W/ POP
RIVETS AT 8" O.C.

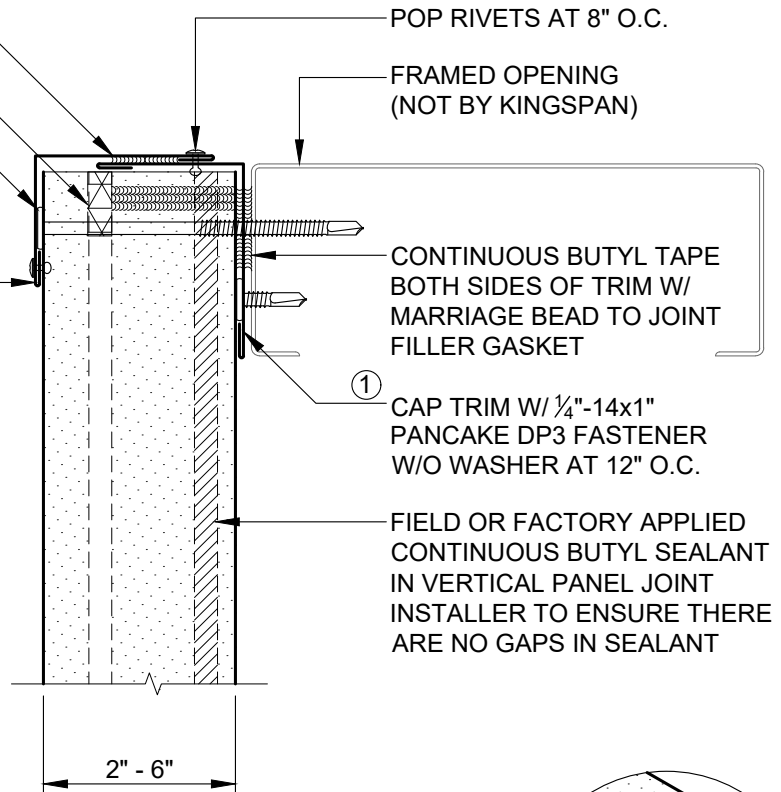
POP RIVETS AT 8" O.C.

FRAMED OPENING
(NOT BY KINGSPAN)

CONTINUOUS BUTYL TAPE
BOTH SIDES OF TRIM W/
MARRIAGE BEAD TO JOINT
FILLER GASKET

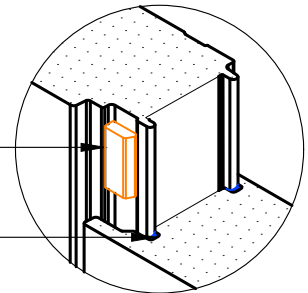
① CAP TRIM W/ 1/4"-14x1"
PANCAKE DP3 FASTENER
W/O WASHER AT 12" O.C.

FIELD OR FACTORY APPLIED
CONTINUOUS BUTYL SEALANT
IN VERTICAL PANEL JOINT
INSTALLER TO ENSURE THERE
ARE NO GAPS IN SEALANT



KS JOINT FILLER GASKET
INSTALLED IN JOINT CAVITY

FIELD OR FACTORY APPLIED
BUTYL SEALANT IN PANEL
JOINT(S)



NOTE: SEE DETAIL CI-TL-01-KSV, CI-TL-02-KSV AND CI-TL-04-KSV FOR TYPICAL TRIM LAP INSTRUCTIONS

REVISION

REVISION #	DATE
11	1/30/26

FRAMED OPENING SILL
W/ TWO PIECE TRIM

DETAIL #: CI-FO-06-KSV

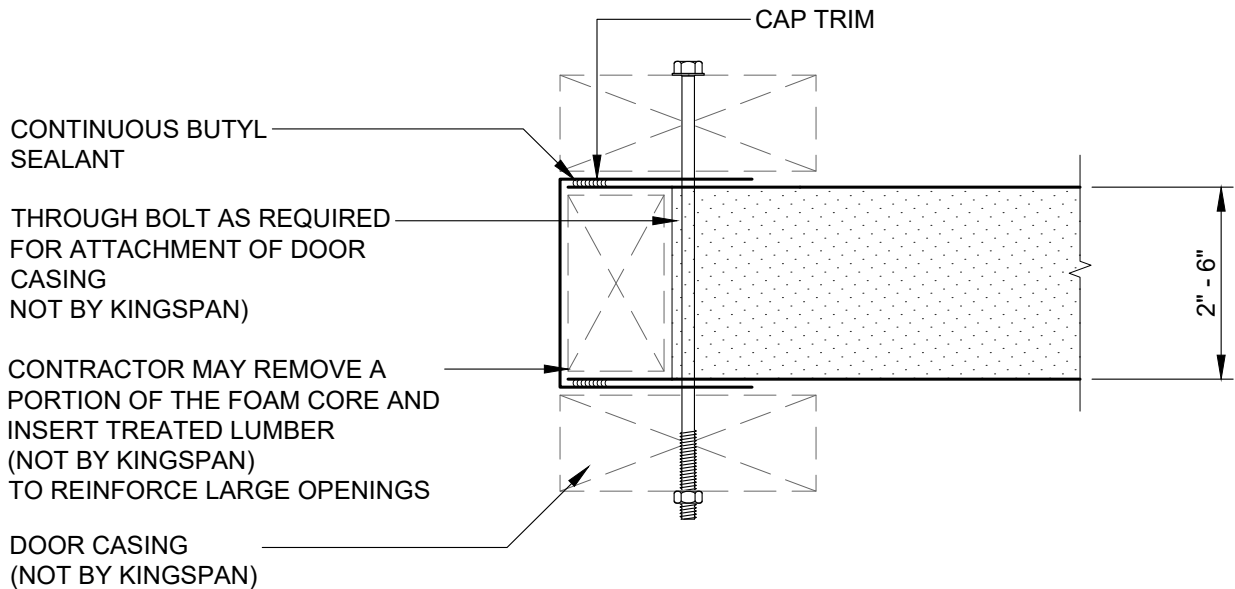
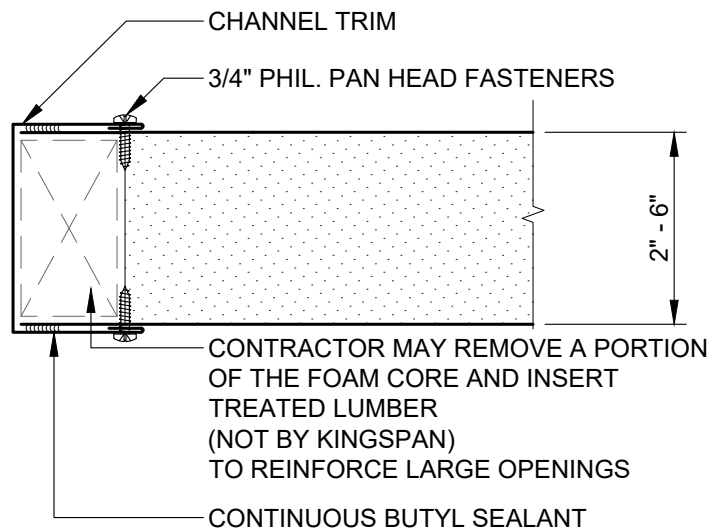
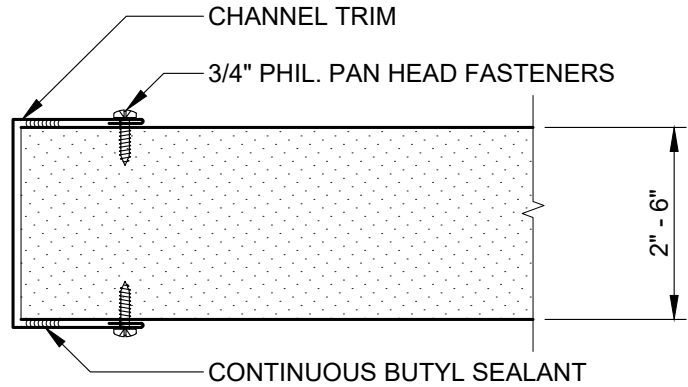
RELEASE: 2026

REGION: NORTH AMERICA

www.kingspanpanels.com



KS SERIES - VERTICAL INSTALLATION



REVISION	
REVISION #	DATE
11	1/30/26

FRAMED OPENING
INTERIOR PARTITION

DETAIL #: CI-FO-07-KSV

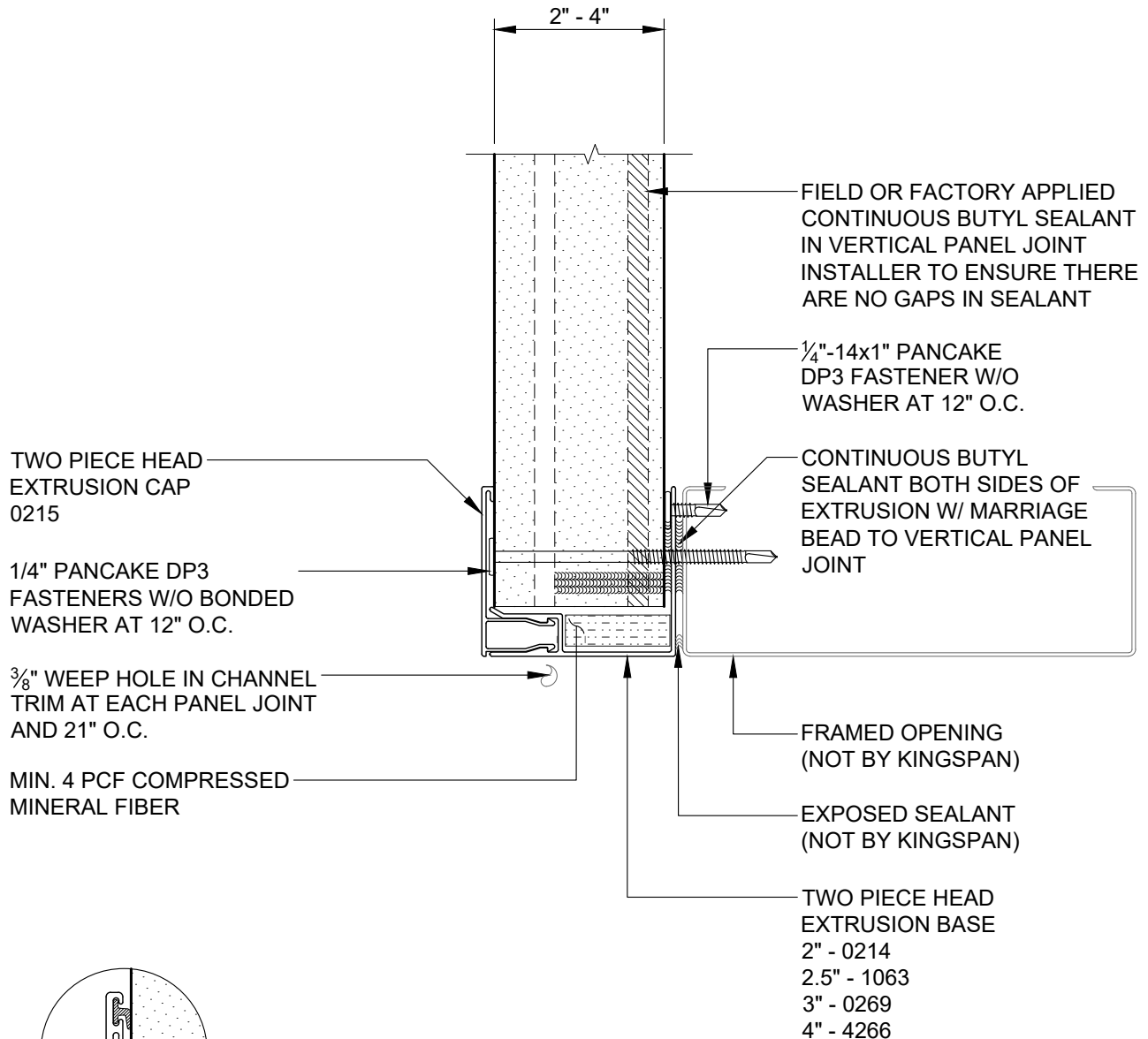
RELEASE: 2026

REGION: NORTH AMERICA

www.kingspanpanels.com



KS SERIES - VERTICAL INSTALLATION



REVISION	
REVISION #	DATE
11	1/30/26

FRAMED OPENING HEAD
W/ EXTRUSION

DETAIL #: CI-FO-08-KSV

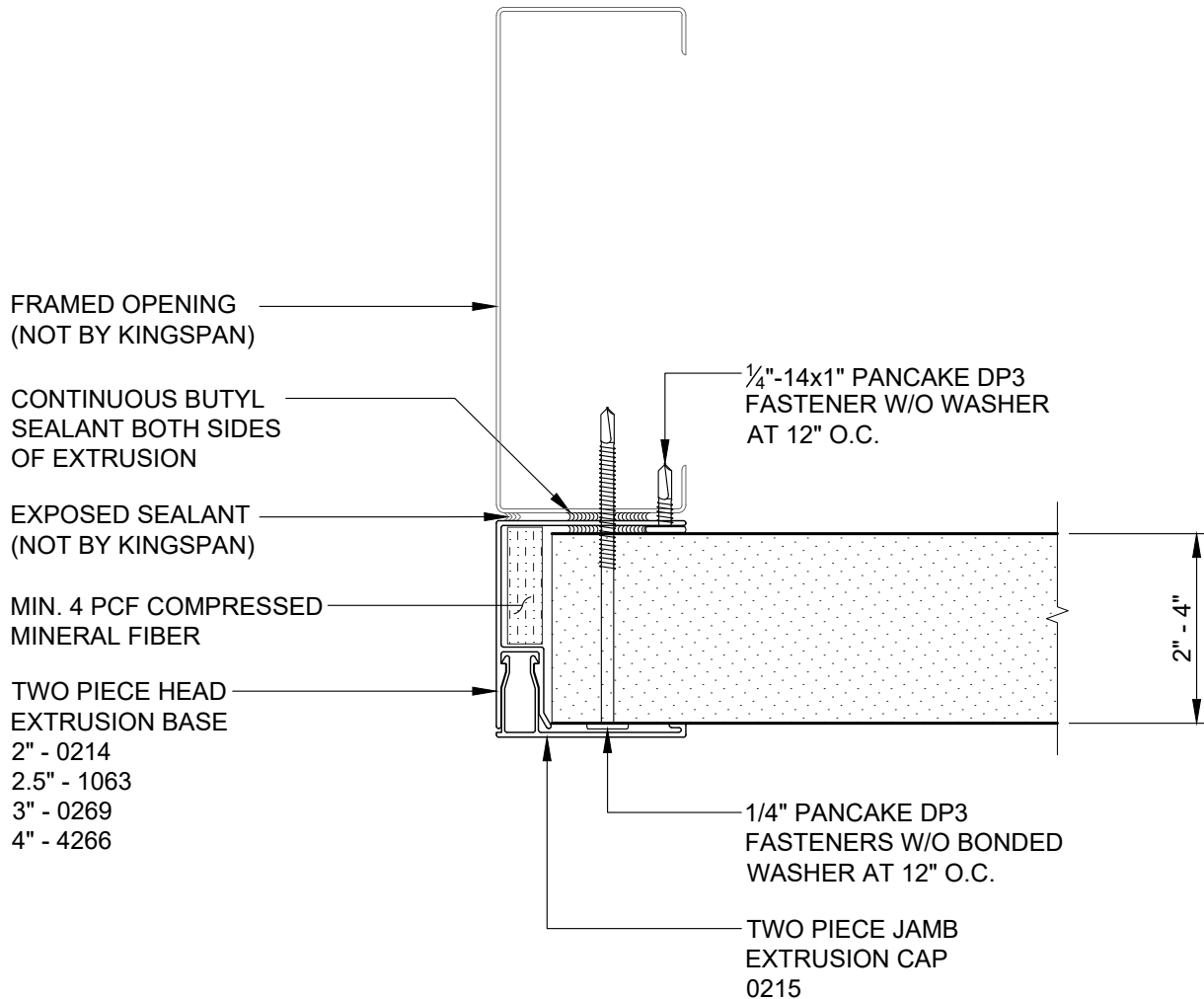
RELEASE: 2026

REGION: NORTH AMERICA

www.kingspanpanels.com



KS SERIES - VERTICAL INSTALLATION



REVISION	
REVISION #	DATE
11	1/30/26

FRAMED OPENING JAMB
W/ EXTRUSION

DETAIL #: CI-FO-09-KSV

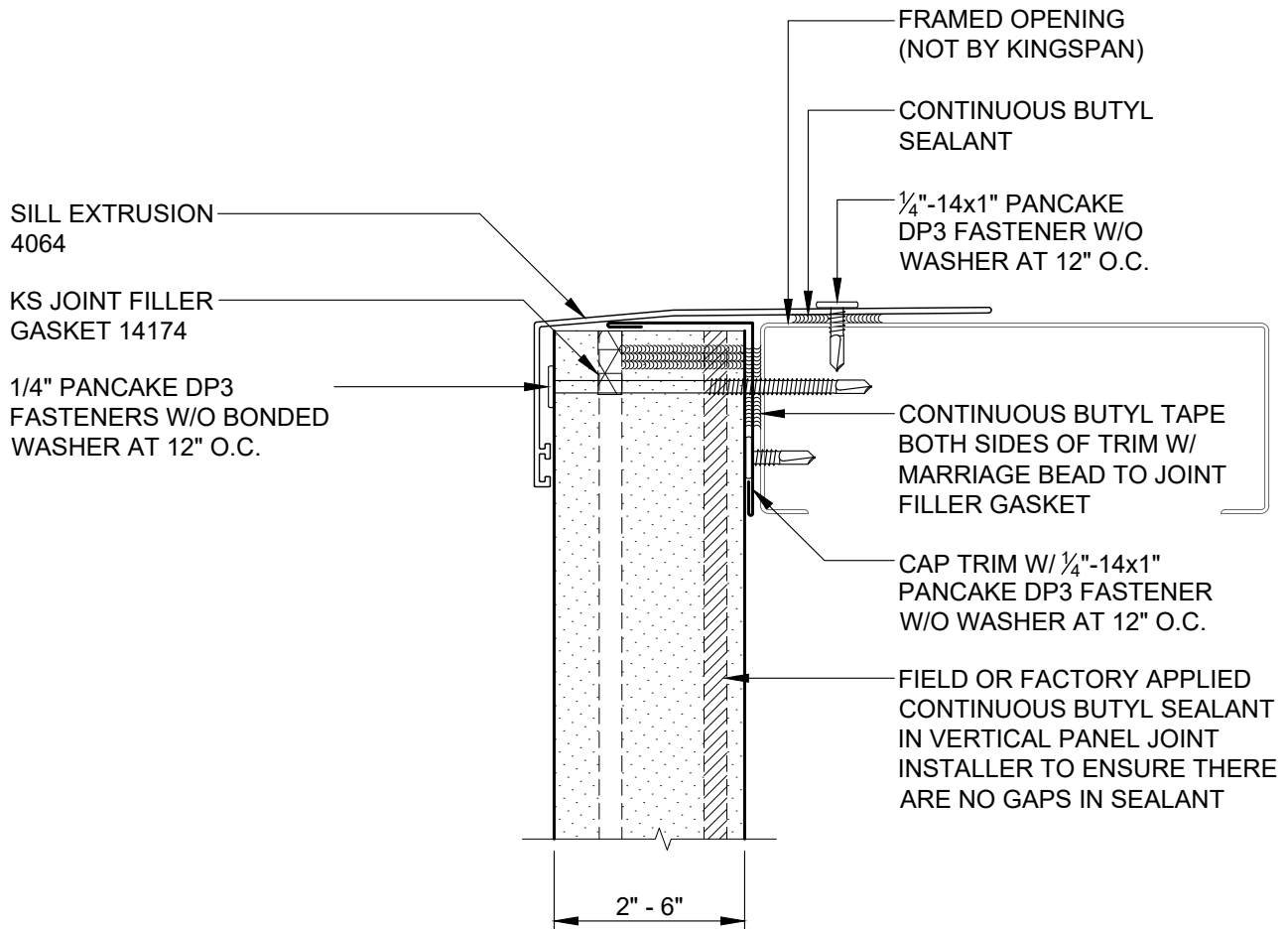
RELEASE: 2026

REGION: NORTH AMERICA

www.kingspanpanels.com

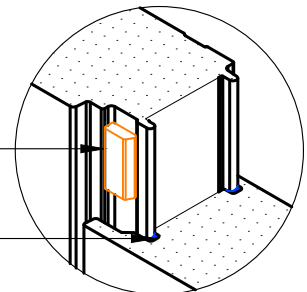


KS SERIES - VERTICAL INSTALLATION



KS JOINT FILLER GASKET INSTALLED IN JOINT CAVITY

FIELD OR FACTORY APPLIED BUTYL SEALANT IN PANEL JOINT(S)



REVISION	
REVISION #	DATE
11	1/30/26

FRAMED OPENING SILL
W/ EXTRUSION

DETAIL #: CI-FO-10-KSV

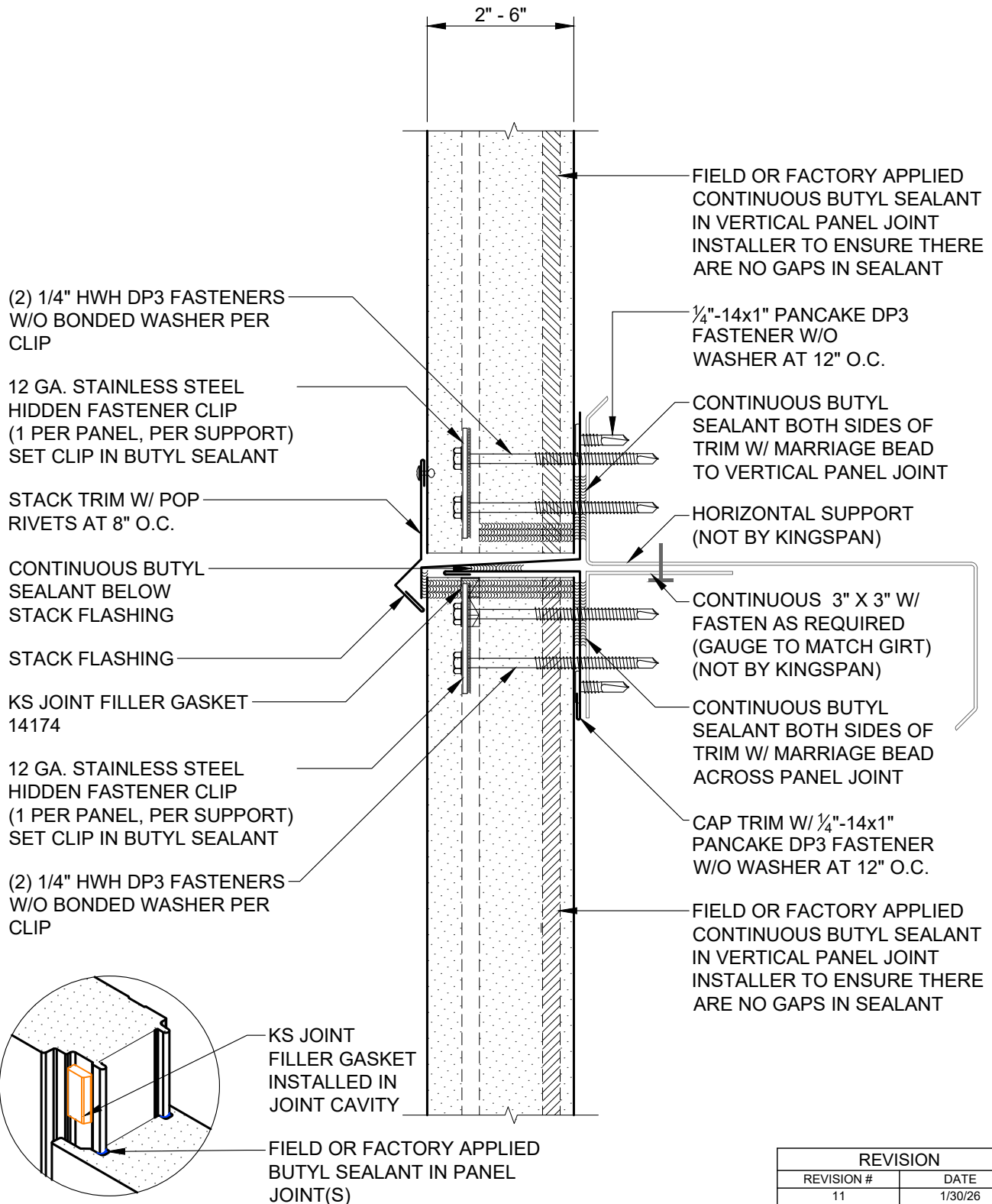
RELEASE: 2026

REGION: NORTH AMERICA

www.kingspanpanels.com



KS SERIES - VERTICAL INSTALLATION



STACK JOINT

DETAIL #: CI-SJ-01-KSV

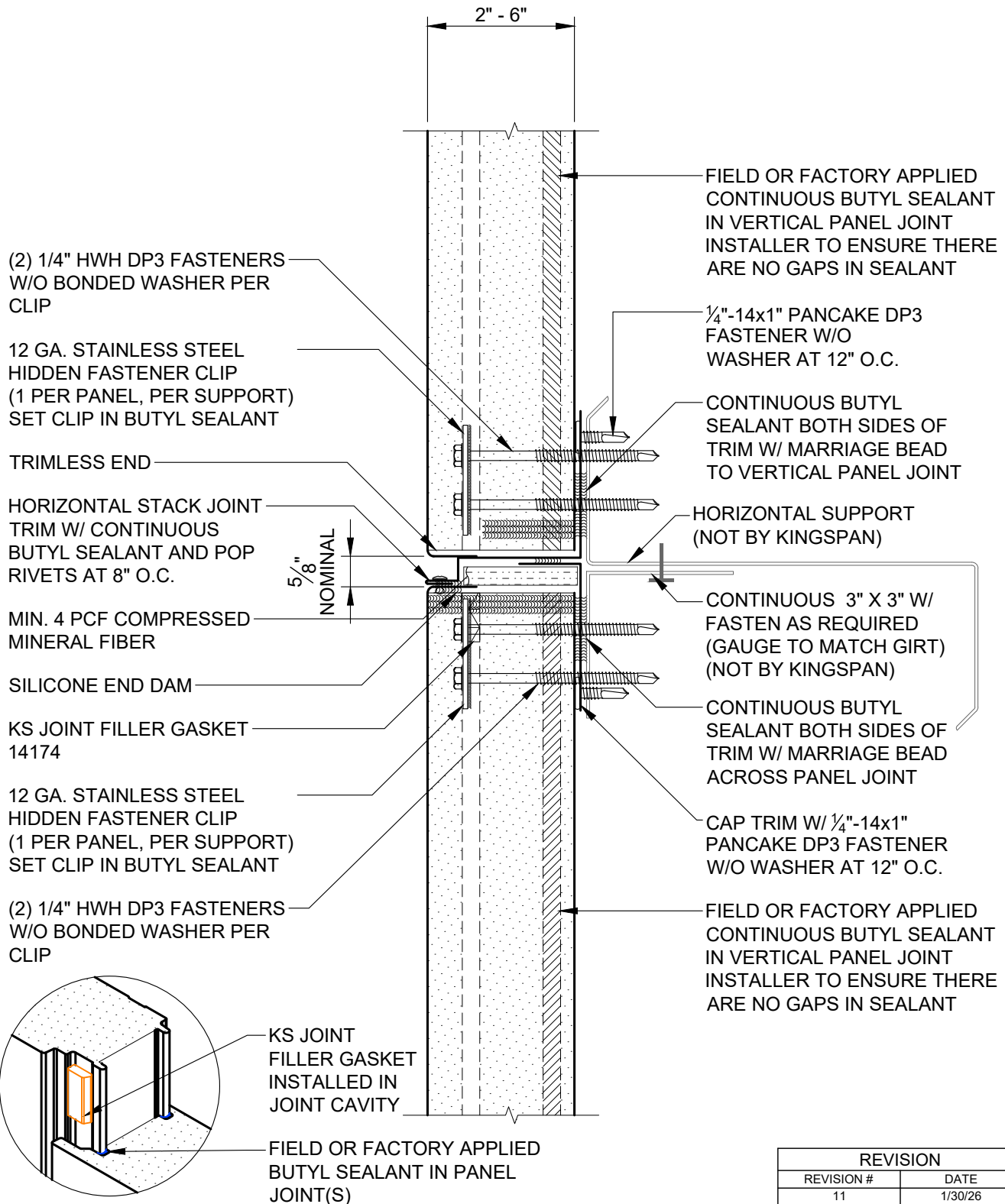
RELEASE: 2026

REGION: NORTH AMERICA

www.kingspanpanels.com



KS SERIES - VERTICAL INSTALLATION



STACK JOINT W/
TRIMLESS END

DETAIL #: CI-SJ-02-KSV

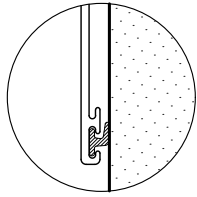
RELEASE: 2026

REGION: NORTH AMERICA

www.kingspanpanels.com



KS SERIES - VERTICAL INSTALLATION



OPTIONAL WIPER
GASKET
(FIELD INSTALLED)

1 PC. STACK JOINT EXTRUSION
W/ 6" SPLICE PLATES AT BUTT
JOINT LOCATIONS
2" PANEL PART #2-0213
2½" PANEL PART #2-4092
3" PANEL PART #2-0270
4" PANEL PART #2-4101

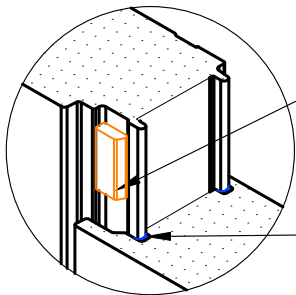
MIN. 4 PCF COMPRESSED
MINERAL FIBER

⅜" WEEP HOLE IN CHANNEL
TRIM AT EACH PANEL JOINT
AND 21" O.C.

KS JOINT FILLER GASKET
14174

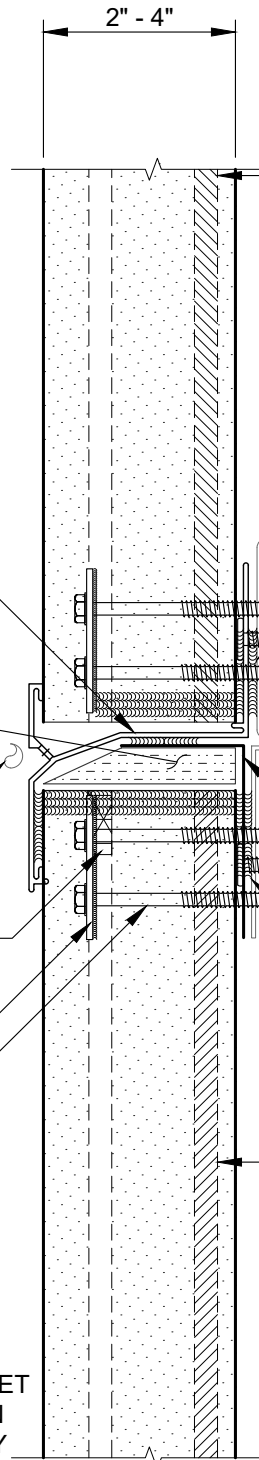
12 GA. STAINLESS STEEL
HIDDEN FASTENER CLIP
(1 PER PANEL, PER SUPPORT)
SET CLIP IN BUTYL SEALANT

(2) 1/4" HWH DP3 FASTENERS
W/O BONDED WASHER PER
CLIP



KS JOINT
FILLER GASKET
INSTALLED IN
JOINT CAVITY

FIELD OR FACTORY APPLIED
BUTYL SEALANT IN PANEL
JOINT(S)



2" - 4"

FIELD OR FACTORY APPLIED
CONTINUOUS BUTYL SEALANT
IN VERTICAL PANEL JOINT
INSTALLER TO ENSURE THERE
ARE NO GAPS IN SEALANT

¼"-14x1" PANCAKE DP3
FASTENER W/O
WASHER AT 12" O.C.

HORIZONTAL SUPPORT
(NOT BY KINGSPAN)

CONTINUOUS BUTYL
SEALANT BOTH SIDES OF
TRIM W/ MARRIAGE BEAD
TO VERTICAL PANEL JOINT

CONTINUOUS 3" X 3" W/
FASTEN AS REQUIRED
(GAUGE TO MATCH GIRT)
(NOT BY KINGSPAN)

STACK JOINT EXTRUSION
FLASHING W/ ¼"-14X1"
PANCAKE DP3 FASTENER
W/O WASHER AT 12" O.C.

CONTINUOUS BUTYL
SEALANT BOTH SIDES OF
TRIM W/ MARRIAGE BEAD
ACROSS PANEL JOINT

FIELD OR FACTORY APPLIED
CONTINUOUS BUTYL SEALANT
IN VERTICAL PANEL JOINT
INSTALLER TO ENSURE THERE
ARE NO GAPS IN SEALANT

STACK JOINT W/
ONE PIECE EXTRUSION

DETAIL #: CI-SJ-03-KSV

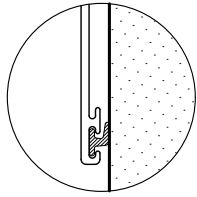
RELEASE: 2026

REGION: NORTH AMERICA

www.kingspanpanels.com



KS SERIES - VERTICAL INSTALLATION



OPTIONAL WIPER
GASKET
(FIELD INSTALLED)

(2) 1/4" HWH DP3 FASTENERS
W/O BONDED WASHER PER
CLIP

12 GA. STAINLESS STEEL
HIDDEN FASTENER CLIP
(1 PER PANEL, PER SUPPORT)
SET CLIP IN BUTYL SEALANT

TWO PIECE STACK
EXTRUSION CAP - 4070

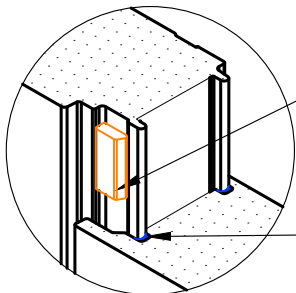
MIN. 4 PCF COMPRESSED
MINERAL FIBER

3/8" WEEP HOLE IN CHANNEL
TRIM AT EACH PANEL JOINT
AND 21" O.C.

KS JOINT FILLER GASKET
14174

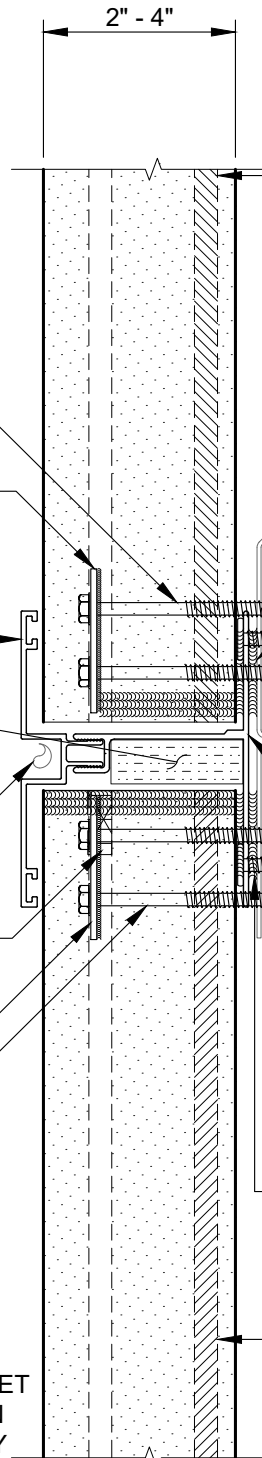
12 GA. STAINLESS STEEL
HIDDEN FASTENER CLIP
(1 PER PANEL, PER SUPPORT)
SET CLIP IN BUTYL SEALANT

(2) 1/4" HWH DP3 FASTENERS
W/O BONDED WASHER PER
CLIP



KS JOINT
FILLER GASKET
INSTALLED IN
JOINT CAVITY

FIELD OR FACTORY APPLIED
BUTYL SEALANT IN PANEL
JOINT(S)



2" - 4"

FIELD OR FACTORY APPLIED
CONTINUOUS BUTYL SEALANT
IN VERTICAL PANEL JOINT
INSTALLER TO ENSURE THERE
ARE NO GAPS IN SEALANT

1/4"-14x1" PANCAKE DP3
FASTENER W/O
WASHER AT 12" O.C.

HORIZONTAL SUPPORT
(NOT BY KINGSPAN)

CONTINUOUS BUTYL
SEALANT BOTH SIDES OF
TRIM W/ MARRIAGE BEAD
TO VERTICAL PANEL JOINT

CONTINUOUS 3" X 3" W/
FASTEN AS REQUIRED
(GAUGE TO MATCH GIRT)
(NOT BY KINGSPAN)

TWO PIECE STACK
EXTRUSION BASE
2" - 4065
2.5" - 4066
3" - 4067
4" - 4068

1/4"-14X1" PANCAKE DP3
FASTENER W/O
WASHER AT 12" O.C.

CONTINUOUS BUTYL
SEALANT BOTH SIDES OF
TRIM W/ MARRIAGE BEAD
ACROSS PANEL JOINT

FIELD OR FACTORY APPLIED
CONTINUOUS BUTYL SEALANT
IN VERTICAL PANEL JOINT
INSTALLER TO ENSURE THERE
ARE NO GAPS IN SEALANT

REVISION

REVISION #	DATE
11	1/30/26

STACK JOINT W/
TWO PIECE EXTRUSION

DETAIL #: CI-SJ-04-KSV

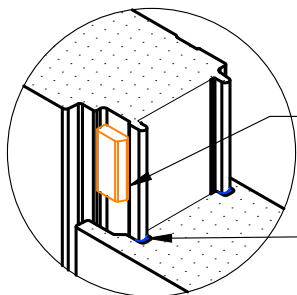
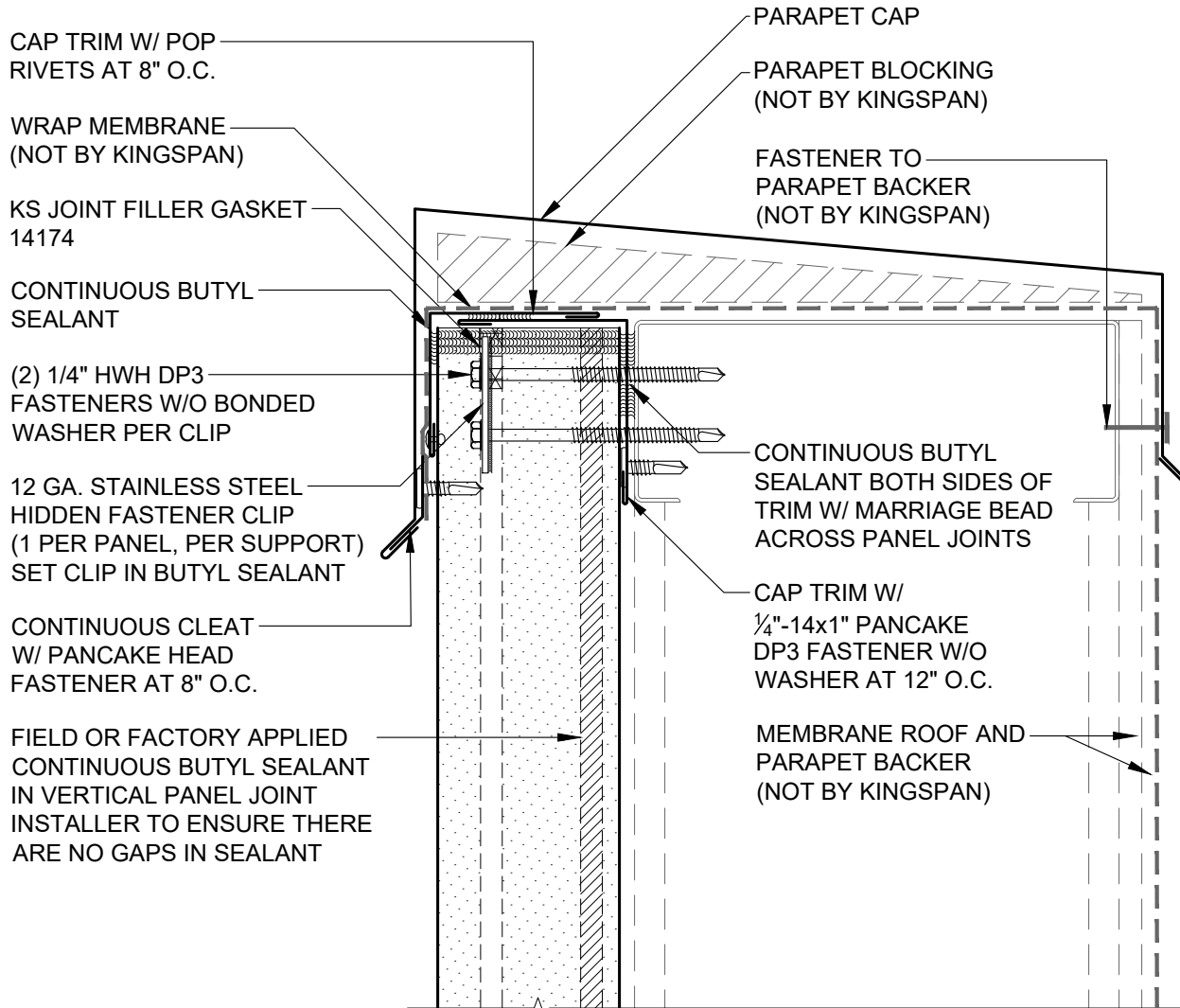
RELEASE: 2026

REGION: NORTH AMERICA

www.kingspanpanels.com



KS SERIES - VERTICAL INSTALLATION



KS JOINT FILLER GASKET
INSTALLED IN JOINT
CAVITY

FIELD OR FACTORY APPLIED
BUTYL SEALANT IN PANEL
JOINT(S)

2" - 6"

REVISION	
REVISION #	DATE
11	1/30/26

PARAPET W/
FLUSH TRIM

DETAIL #: CI-PR-01-KSV

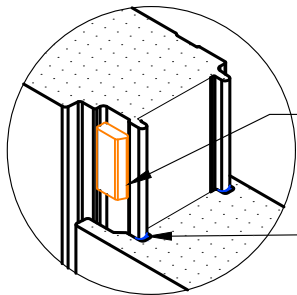
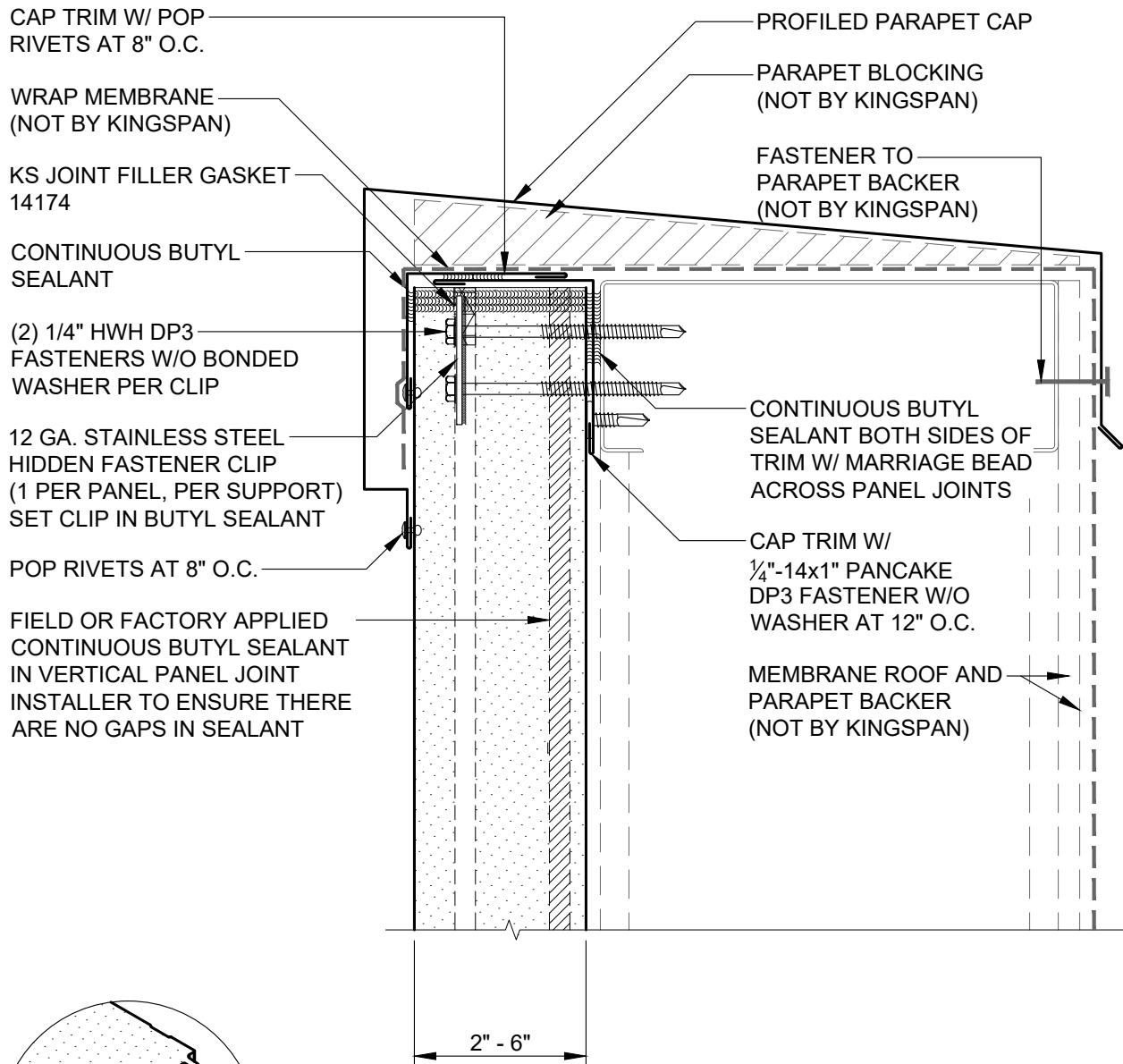
RELEASE: 2026

REGION: NORTH AMERICA

www.kingspanpanels.com



KS SERIES - VERTICAL INSTALLATION



KS JOINT FILLER GASKET
INSTALLED IN JOINT
CAVITY

FIELD OR FACTORY APPLIED
BUTYL SEALANT IN PANEL
JOINT(S)

REVISION	
REVISION #	DATE
11	1/30/26

PARAPET W/
PROFILED TRIM

DETAIL #: CI-PR-02-KSV

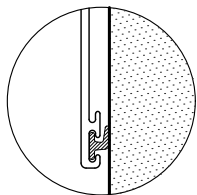
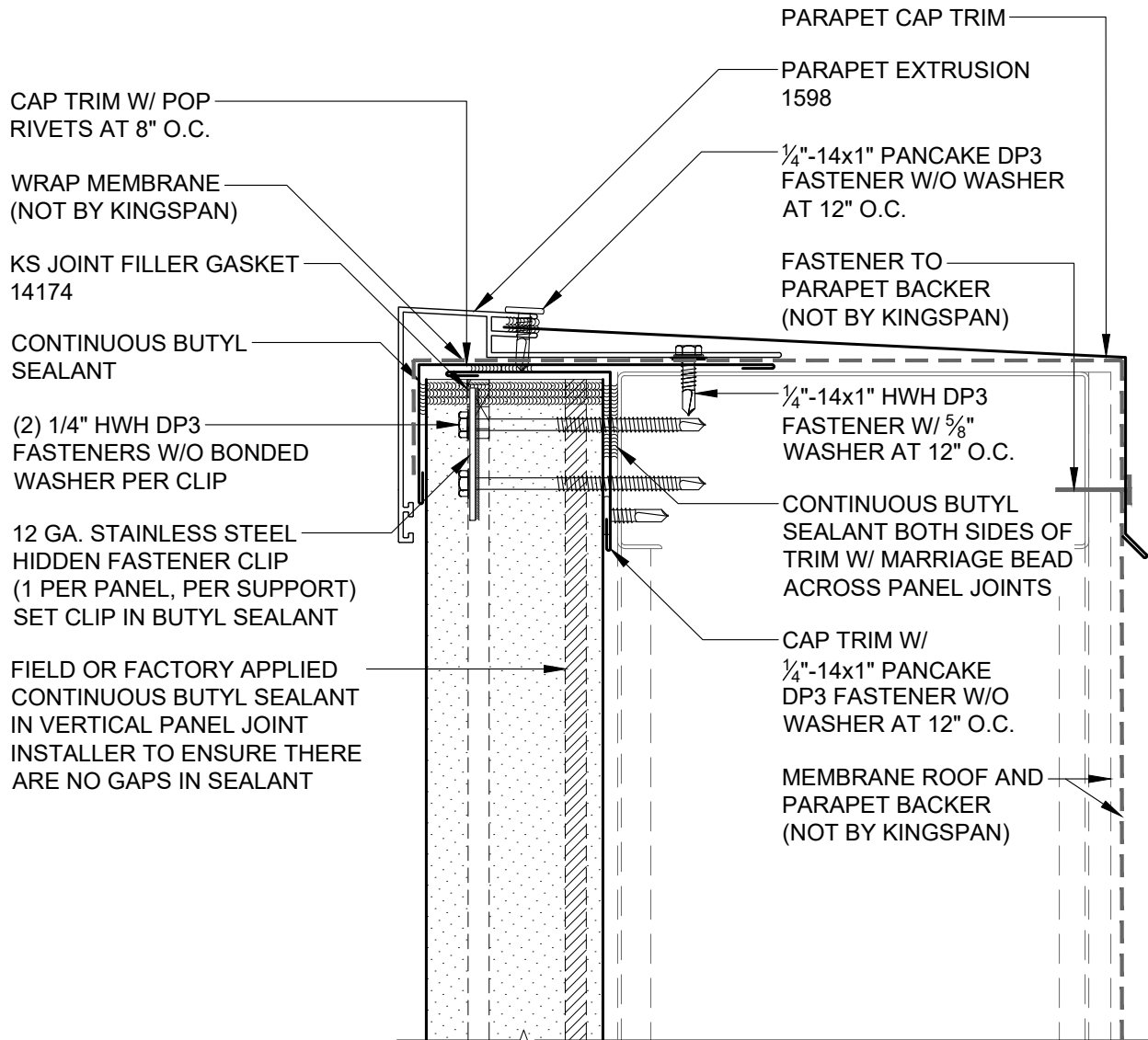
RELEASE: 2026

REGION: NORTH AMERICA

www.kingspanpanels.com



KS SERIES - VERTICAL INSTALLATION

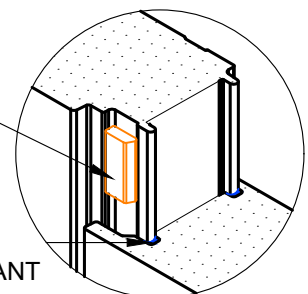


OPTIONAL WIPER GASKET (FIELD INSTALLED)

2" - 6"

KS JOINT FILLER GASKET INSTALLED IN JOINT CAVITY

FIELD OR FACTORY APPLIED BUTYL SEALANT IN PANEL JOINT(S)



REVISION	
REVISION #	DATE
11	1/30/26

PARAPET W/
EXTRUSION

DETAIL #: CI-PR-03-KSV

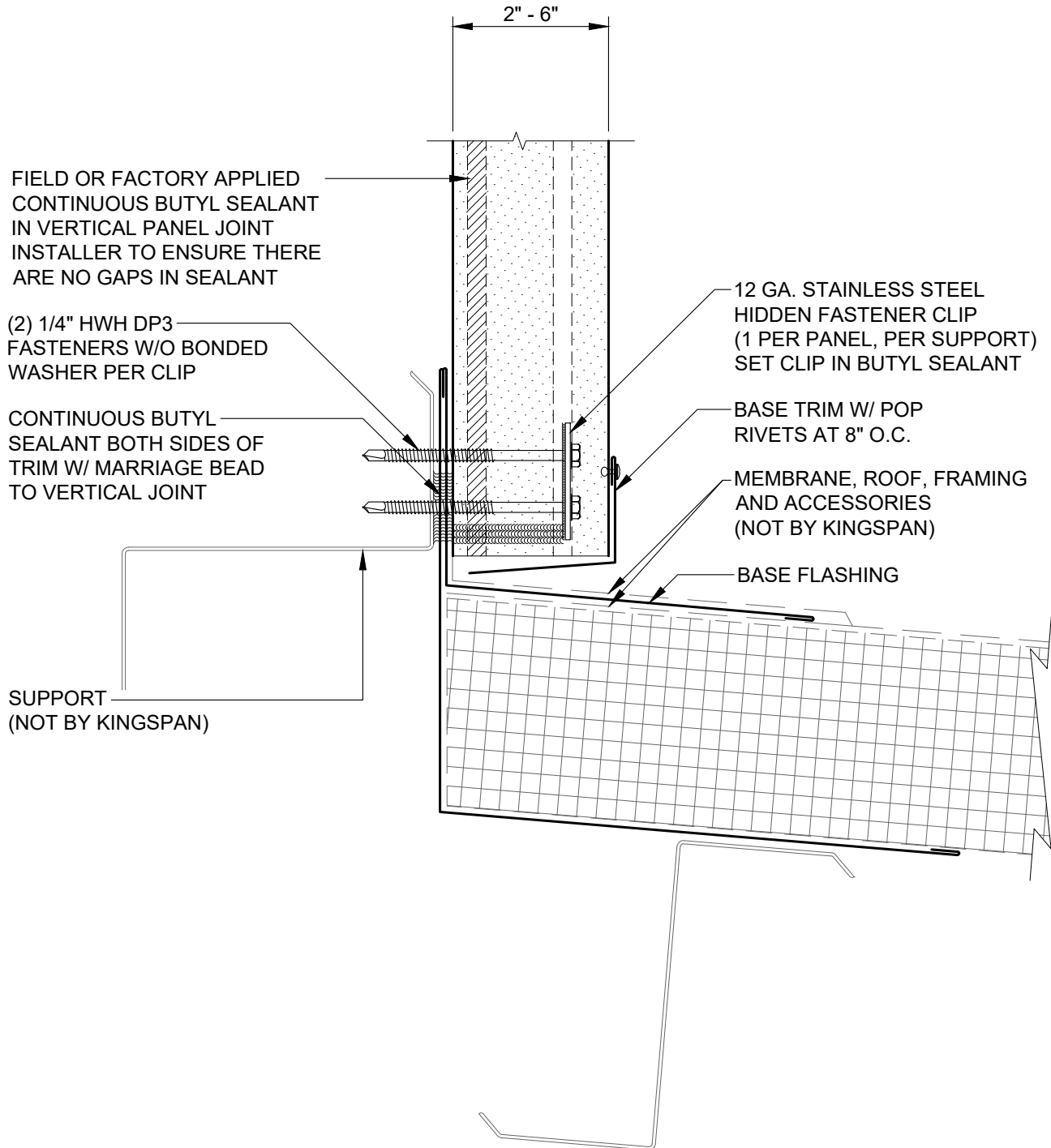
RELEASE: 2026

REGION: NORTH AMERICA

www.kingspanpanels.com



KS SERIES - VERTICAL INSTALLATION



REVISION	
REVISION #	DATE
11	1/30/26

WALL TO ROOF

DETAIL #: CI-WR-01-KSV

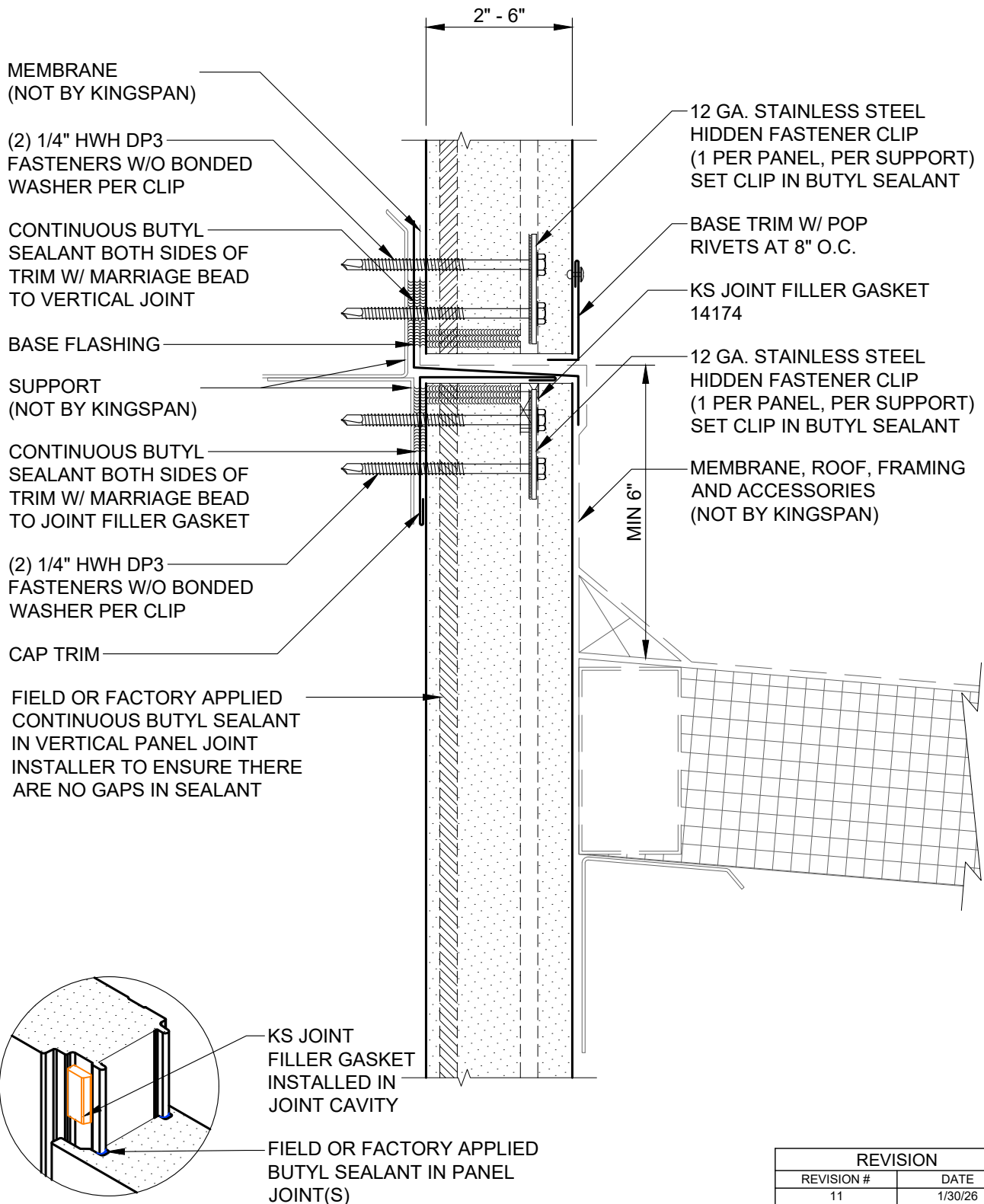
RELEASE: 2026

REGION: NORTH AMERICA

www.kingspanpanels.com



KS SERIES - VERTICAL INSTALLATION



REVISION	
REVISION #	DATE
11	1/30/26

CONTINUOUS WALL
AT ROOF / CANOPY

DETAIL #: CI-WR-02-KSV

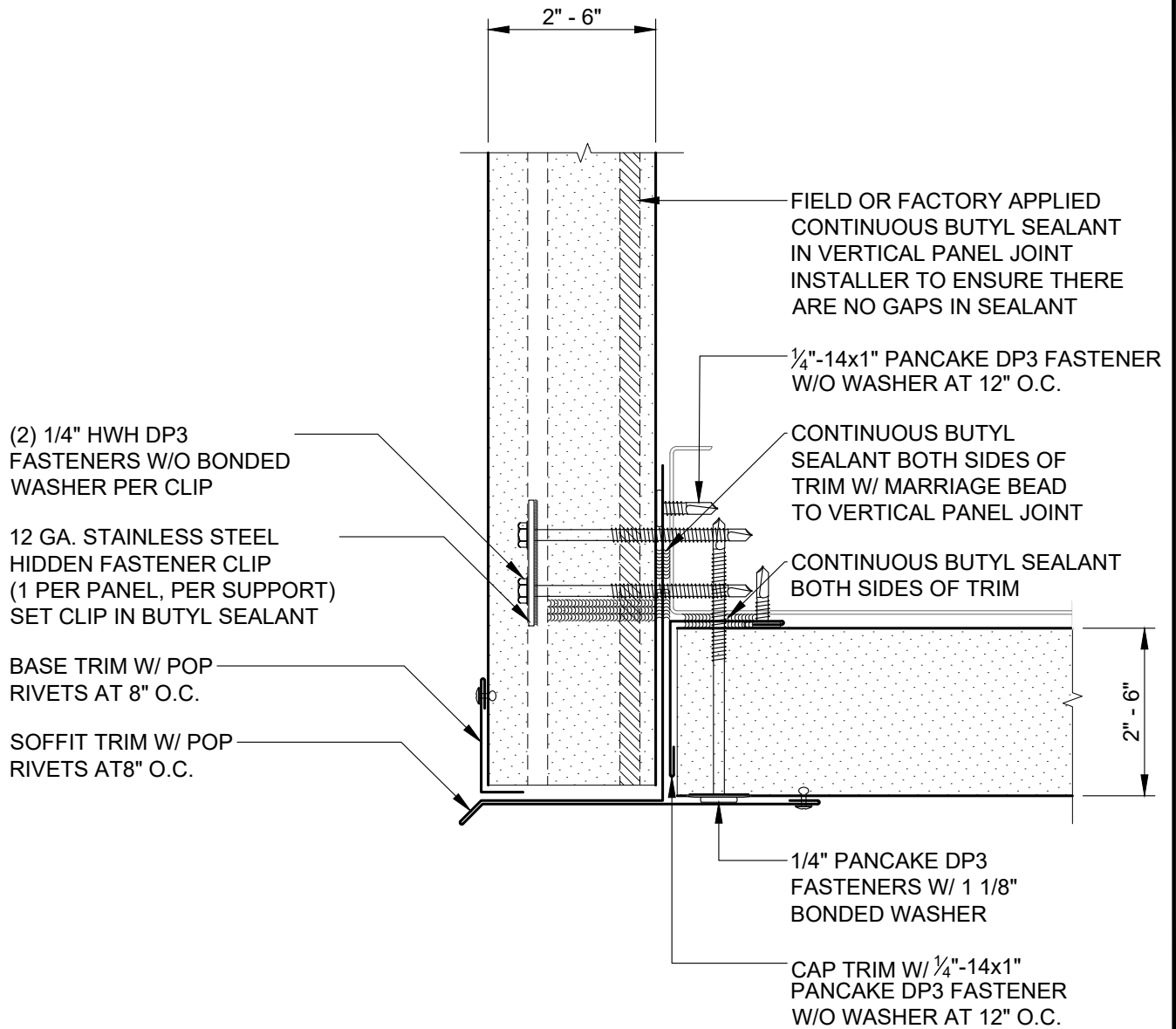
RELEASE: 2026

REGION: NORTH AMERICA

www.kingspanpanels.com



KS SERIES - VERTICAL INSTALLATION



REVISION	
REVISION #	DATE
11	1/30/26

WALL ABOVE TO
HORIZONTAL SOFFIT

DETAIL #: CI-SO-01-KSV

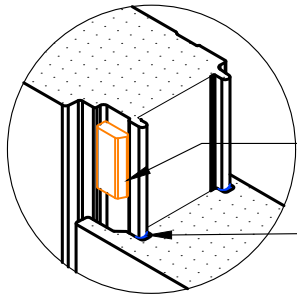
RELEASE: 2026

REGION: NORTH AMERICA

www.kingspanpanels.com



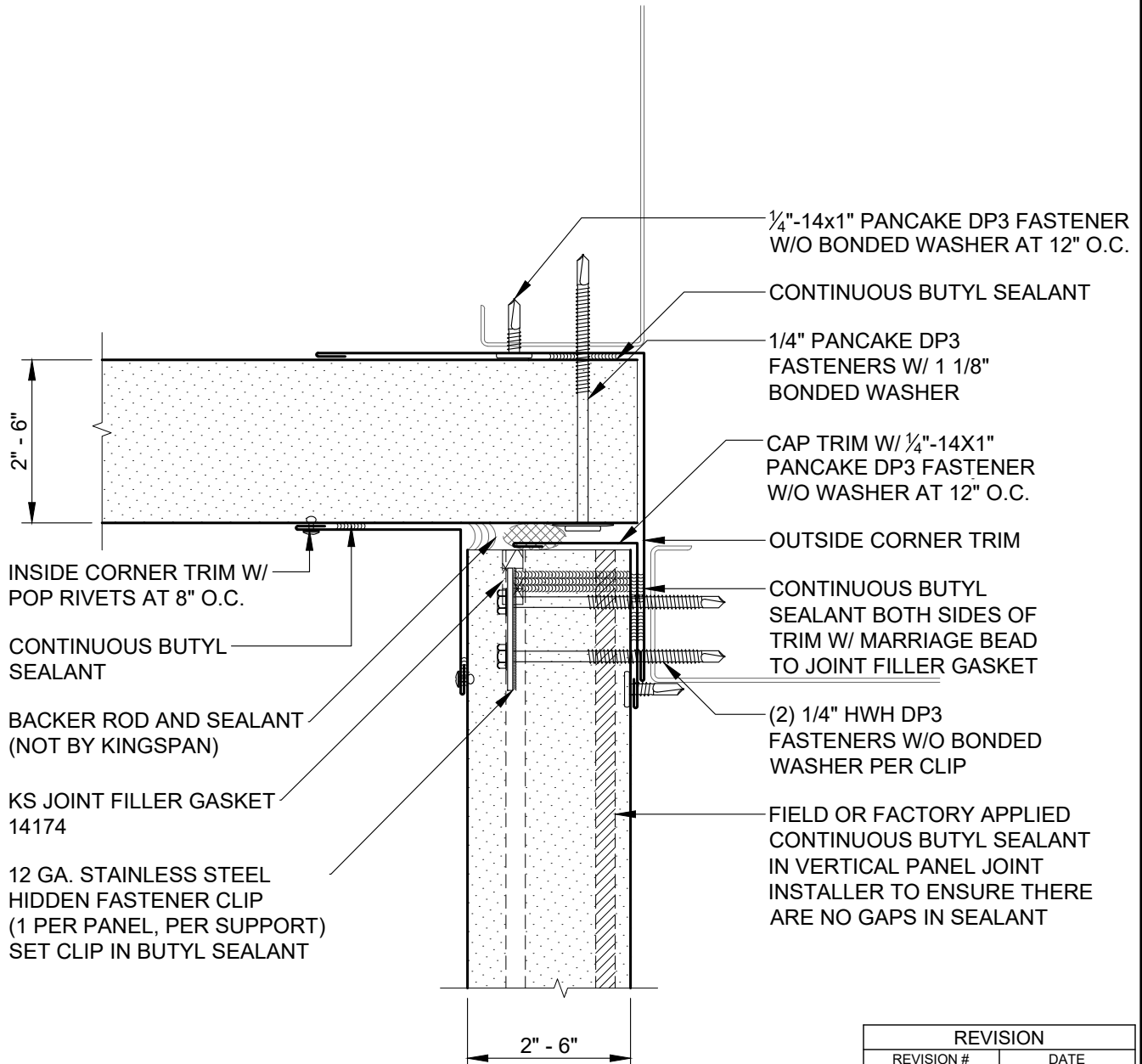
KS SERIES - VERTICAL INSTALLATION



KS JOINT FILLER GASKET
INSTALLED IN JOINT CAVITY

FIELD OR FACTORY APPLIED
BUTYL SEALANT IN PANEL
JOINT(S)

NOTE: INSTALL SOFFIT PRIOR TO
WALL PANEL INSTALLATION.



REVISION	
REVISION #	DATE
11	1/30/26

WALL BELOW TO
HORIZONTAL SOFFIT

DETAIL #: CI-SO-02-KSV

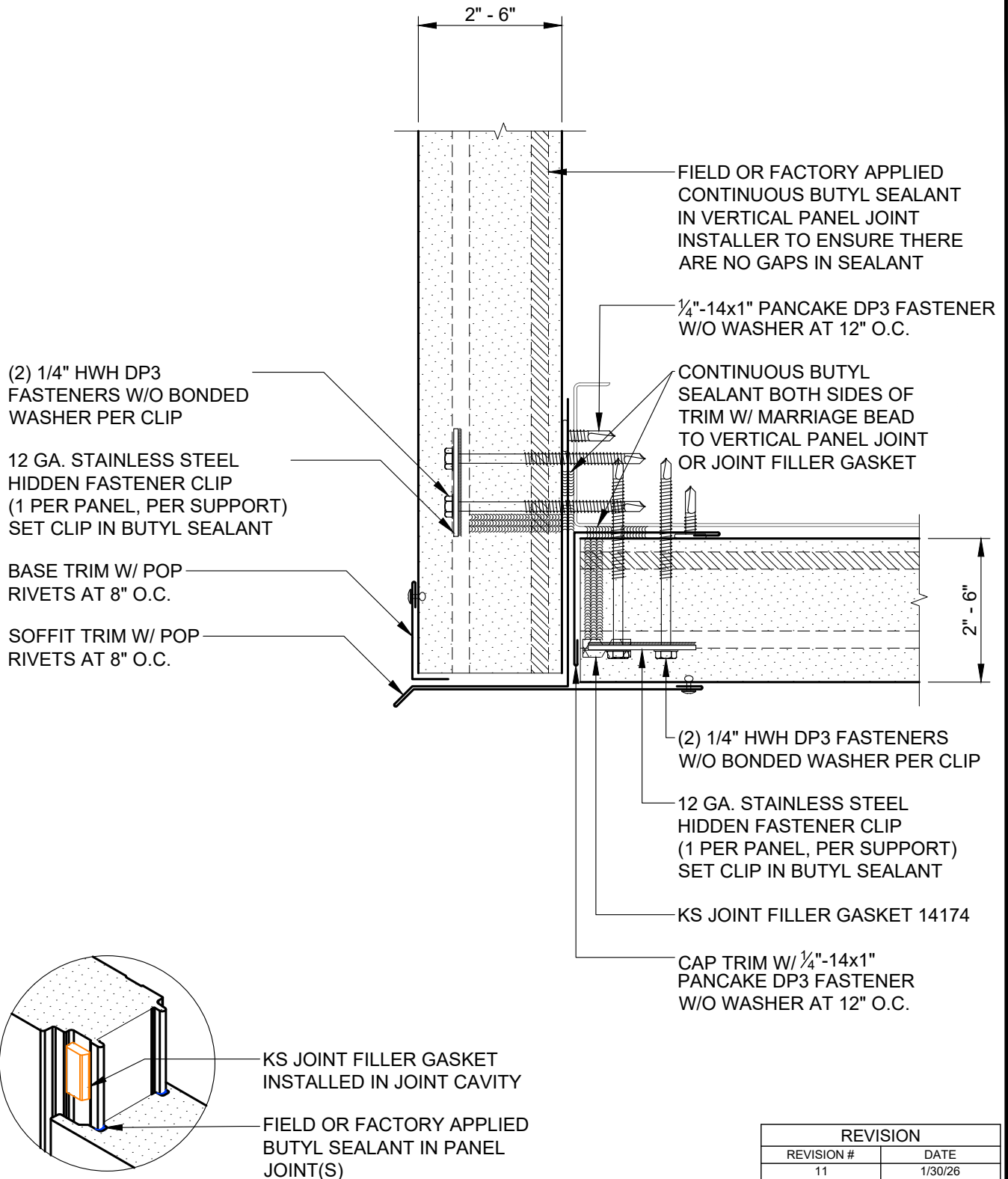
RELEASE: 2026

REGION: NORTH AMERICA

www.kingspanpanels.com



KS SERIES - VERTICAL INSTALLATION



REVISION	
REVISION #	DATE
11	1/30/26

WALL ABOVE TO
VERTICAL SOFFIT

DETAIL #: CI-SO-03-KSV

RELEASE: 2026

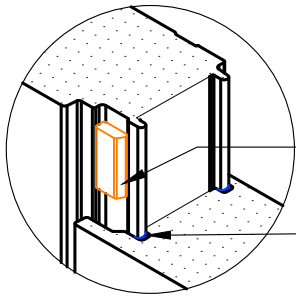
REGION: NORTH AMERICA

www.kingspanpanels.com



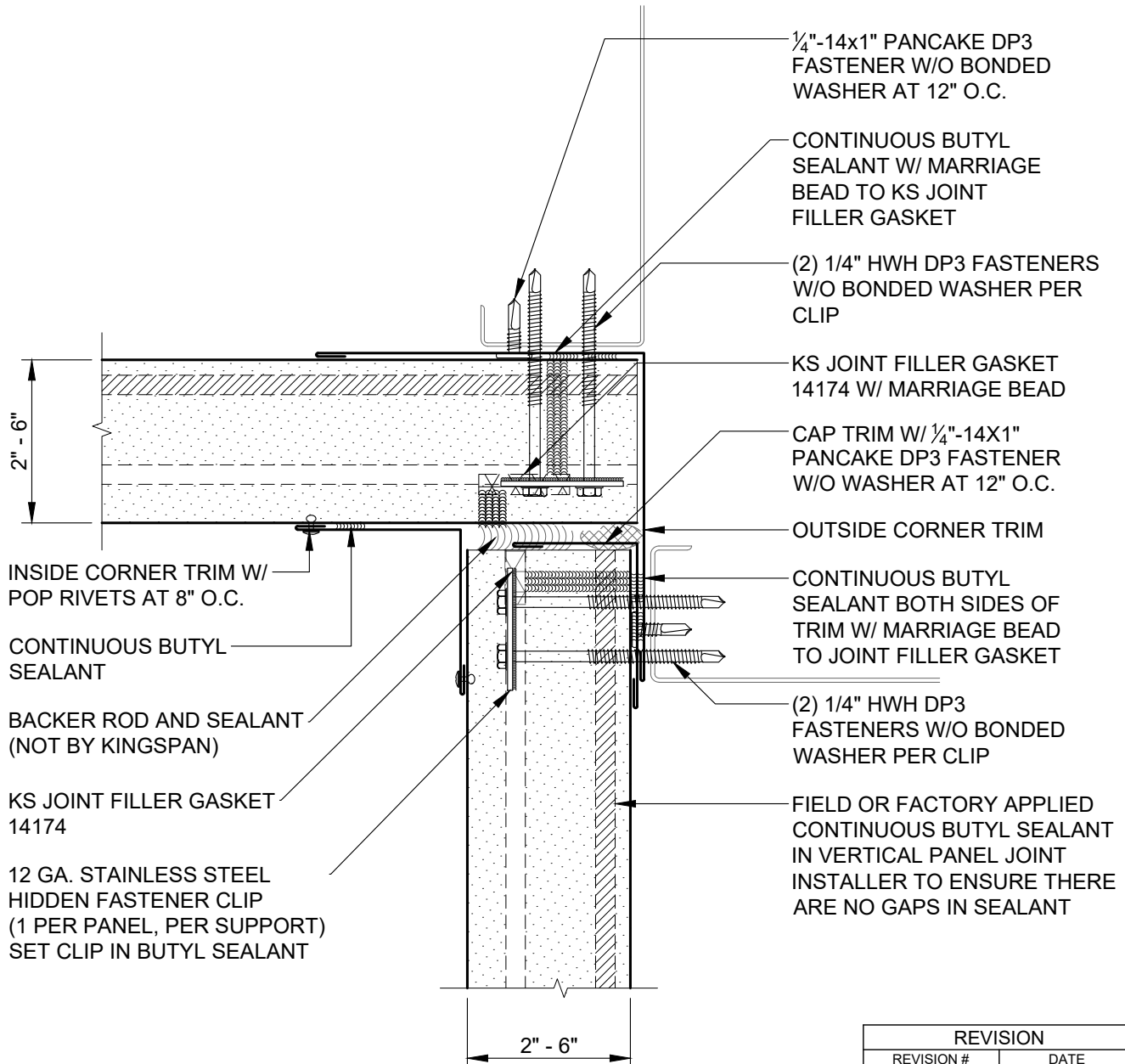
KS SERIES - VERTICAL INSTALLATION

NOTE: INSTALL SOFFIT PRIOR TO WALL PANEL INSTALLATION.



KS JOINT FILLER GASKET
INSTALLED IN JOINT CAVITY

FIELD OR FACTORY
APPLIED BUTYL SEALANT
IN PANEL JOINT(S)



REVISION

REVISION #	DATE
11	1/30/26

WALL BELOW TO
VERTICAL SOFFIT

DETAIL #: CI-SO-04-KSV

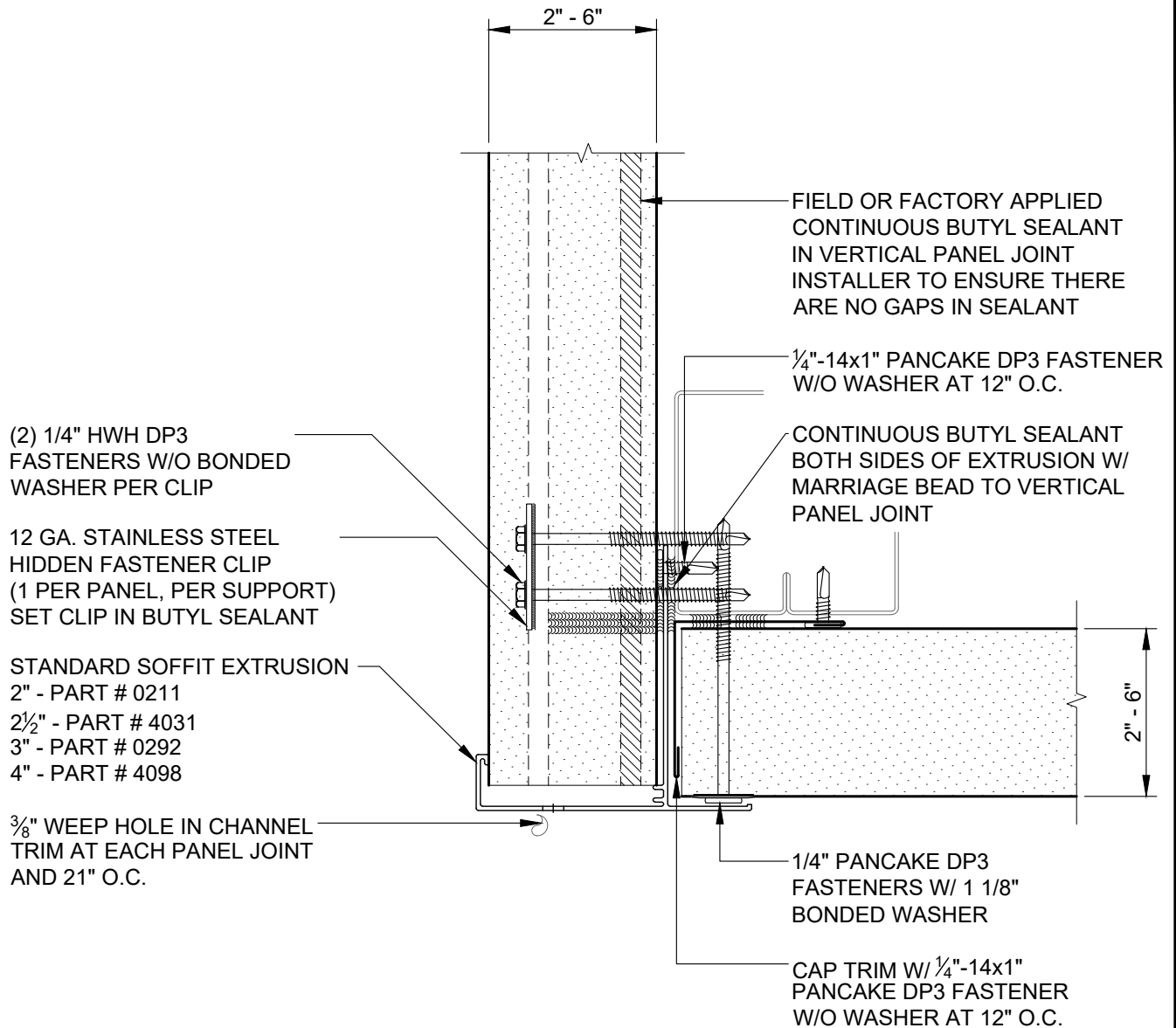
RELEASE: 2026

REGION: NORTH AMERICA

www.kingspanpanels.com



KS SERIES - VERTICAL INSTALLATION



REVISION	
REVISION #	DATE
11	1/30/26

WALL ABOVE TO
HORIZONTAL SOFFIT
W/ EXTRUSION

DETAIL #: CI-SO-05-KSV

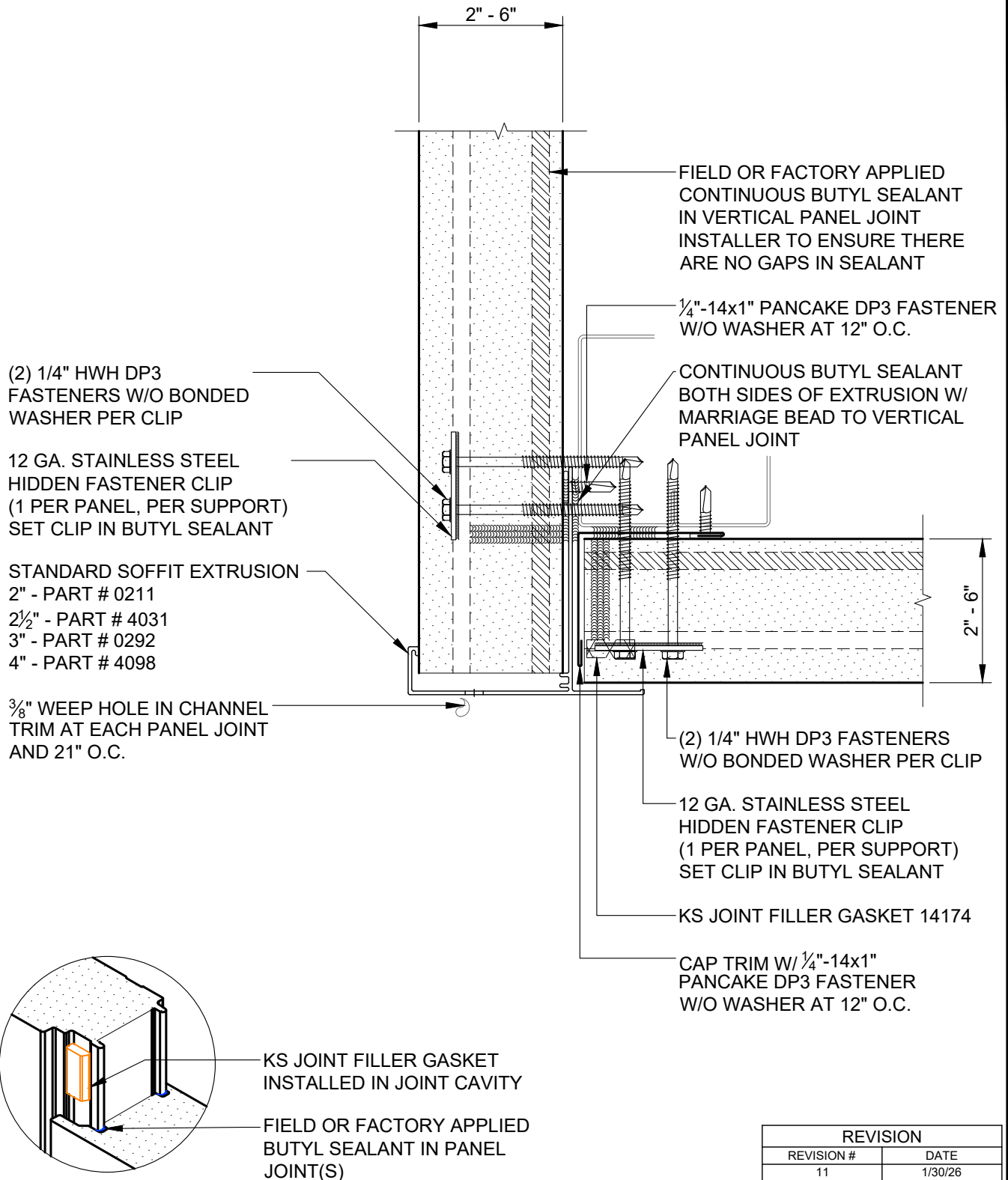
RELEASE: 2026

REGION: NORTH AMERICA

www.kingspanpanels.com



KS SERIES - VERTICAL INSTALLATION



REVISION	
REVISION #	DATE
11	1/30/26

WALL ABOVE TO
VERTICAL SOFFIT
W/ EXTRUSION

DETAIL #: CI-SO-06-KSV

RELEASE: 2026

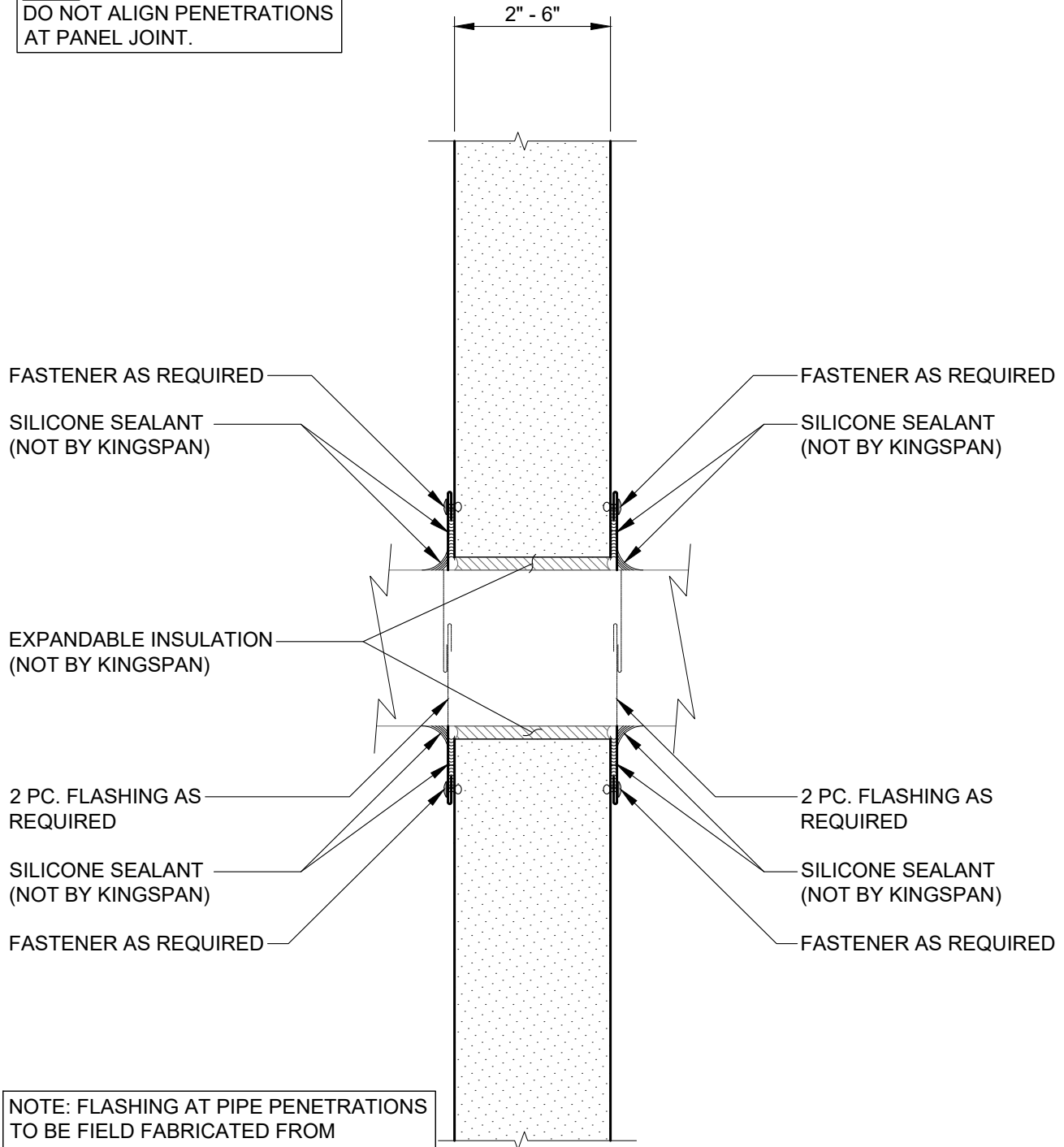
REGION: NORTH AMERICA

www.kingspanpanels.com



KS SERIES - VERTICAL INSTALLATION

NOTE:
DO NOT ALIGN PENETRATIONS
AT PANEL JOINT.



NOTE: FLASHING AT PIPE PENETRATIONS
TO BE FIELD FABRICATED FROM
FLATSTOCK SHEETS AS NECESSARY.
QUANTITY OF FLATSTOCK REQUIRED
SHALL BE DETERMINED BY INSTALLER
(NOT BY KINGSPAN)

REVISION	
REVISION #	DATE
11	1/30/26

PIPE PENETRATION
SECTION

DETAIL #: CI-PE-01-KSV

RELEASE: 2026

REGION: NORTH AMERICA

www.kingspanpanels.com



KS SERIES - VERTICAL INSTALLATION

NOTE:

DO NOT ALIGN PENETRATIONS
AT PANEL JOINT.

INSULATED PANEL

SILICONE SEALANT
AT TOP OF FLASHING
(NOT BY KINGSPAN)

SILICONE SEALANT AT
PERIMETER OF PIPE
(NOT BY KINGSPAN)

SILICONE SEALANT
BETWEEN FLASHINGS
(NOT BY KINGSPAN)

PIPE PENETRATION
(NOT BY KINGSPAN)

TWO PIECE FLASHING W/ 1/2"
HEM. BED SEAL TO PANEL W/
BUTYL SEALANT (BLIND) COPE
FLASHING (FIELD FABRICATED
FROM FLATSTOCK)

POP RIVETS
(QUANTITY REQUIRED
SHALL BE DETERMINED
BY INSTALLER)

NOTE: FLASHING AT PIPE PENETRATIONS
TO BE FIELD FABRICATED FROM
FLATSTOCK SHEETS AS NECESSARY.
QUANTITY OF FLATSTOCK REQUIRED
SHALL BE DETERMINED BY INSTALLER
(NOT BY KINGSPAN)

NOTE:

THIS DETAIL ASSUMES
PENETRATION OCCURS
AFTER PANEL IS INSTALLED

REVISION

REVISION #	DATE
11	1/30/26

PIPE PENETRATION
ISOMETRIC

DETAIL #: CI-PE-02-KSV

RELEASE: 2026

REGION: NORTH AMERICA

www.kingspanpanels.com



KS SERIES - VERTICAL INSTALLATION

NOTE:

DO NOT ALIGN PENETRATIONS
AT PANEL JOINT.

SILICONE SEALANT
AT TOP OF FLASHING
(NOT BY KINGSPAN)

TWO PIECE FLASHING
W/ ½" HEM. BED SEAL
TO PANEL W/ BUTYL
SEALANT (BLIND)
COPE FLASHING
(NOT BY KINGSPAN)

SILICONE SEALANT
BETWEEN FLASHINGS
(NOT BY KINGSPAN)

KNIFE PENETRATION
(NOT BY KINGSPAN)

SILICONE SEALANT AT
PERIMETER OF KNIFE
(NOT BY KINGSPAN)

POP RIVETS
(QUANTITY REQUIRED
SHALL BE DETERMINED
BY INSTALLER)

INSULATED PANEL

INSULATED PANEL

SILICONE SEALANT AT TOP OF
FLASHING (NOT BY KINGSPAN)

SILICONE SEALANT AT PERIMETER
OF KNIFE (NOT BY KINGSPAN)

FILL VOID WITH F.I.P INSULATION
(NOT BY KINGSPAN)

KNIFE PENETRATION

NOTE: FLASHING AT PIPE PENETRATIONS
TO BE FIELD FABRICATED FROM
FLATSTOCK SHEETS AS NECESSARY.
QUANTITY OF FLATSTOCK REQUIRED
SHALL BE DETERMINED BY INSTALLER
(NOT BY KINGSPAN)

NOTE:
THIS DETAIL ASSUMES
PENETRATION OCCURS
AFTER PANEL IS INSTALLED

REVISION

REVISION #	DATE
11	1/30/26

KNIFE PENETRATION

DETAIL #: CI-PE-03-KSV

RELEASE: 2026

REGION: NORTH AMERICA

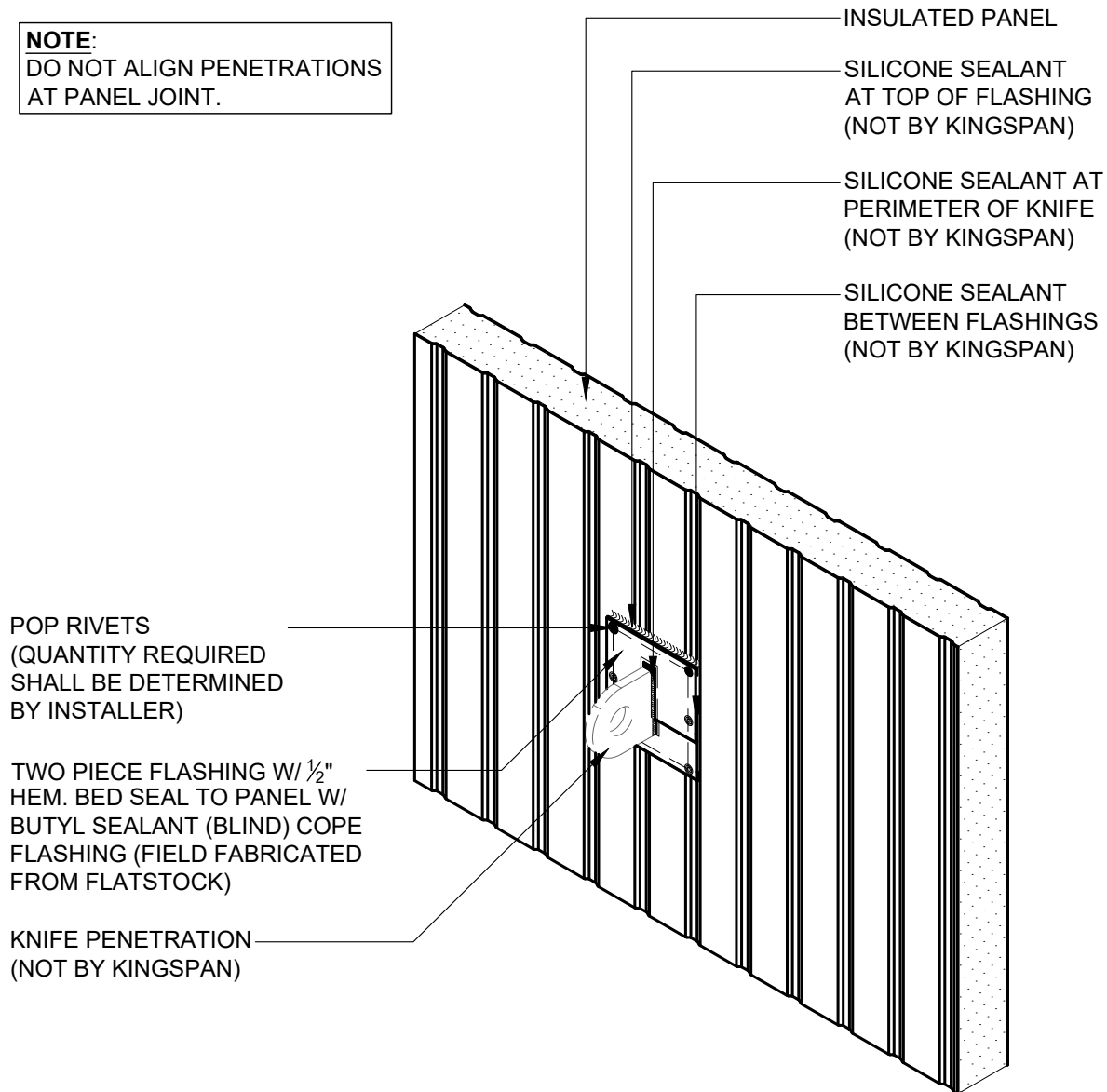
www.kingspanpanels.com



KS SERIES - VERTICAL INSTALLATION

NOTE:

DO NOT ALIGN PENETRATIONS
AT PANEL JOINT.



NOTE: FLASHING AT PIPE PENETRATIONS
TO BE FIELD FABRICATED FROM
FLATSTOCK SHEETS AS NECESSARY.
QUANTITY OF FLATSTOCK REQUIRED
SHALL BE DETERMINED BY INSTALLER
(NOT BY KINGSPAN)

NOTE:

THIS DETAIL ASSUMES
PENETRATION OCCURS
AFTER PANEL IS INSTALLED

REVISION

REVISION #	DATE
11	1/30/26

KNIFE
PENETRATION ISOMETRIC

DETAIL #: CI-PE-04-KSV

RELEASE: 2026

REGION: NORTH AMERICA

www.kingspanpanels.com



KS SERIES - VERTICAL INSTALLATION

NOTE:

DO NOT ALIGN PENETRATIONS
AT PANEL JOINT.

SILICONE SEALANT
AT TOP OF FLASHING
(NOT BY KINGSPAN)

SILICONE SEALANT
BETWEEN FLASHINGS
(NOT BY KINGSPAN)

TWO PIECE FLASHING
W/ 1/2" HEM. BED SEAL
TO PANEL W/ BUTYL
SEALANT (BLIND)
COPE FLASHING
(NOT BY KINGSPAN)

BEAM PENETRATION
(NOT BY KINGSPAN)

SILICONE SEALANT AT
PERIMETER OF BEAM
(NOT BY KINGSPAN)

POP RIVETS
(QUANTITY REQUIRED
SHALL BE DETERMINED
BY INSTALLER)

INSULATED PANEL

INSULATED PANEL

SILICONE SEALANT AT TOP OF
FLASHING (NOT BY KINGSPAN)

SILICONE SEALANT AT PERIMETER
OF BEAM (NOT BY KINGSPAN)

FILL VOID WITH F.I.P INSULATION
(NOT BY KINGSPAN)

BEAM PENETRATION

NOTE: FLASHING AT PIPE PENETRATIONS
TO BE FIELD FABRICATED FROM
FLATSTOCK SHEETS AS NECESSARY.
QUANTITY OF FLATSTOCK REQUIRED
SHALL BE DETERMINED BY INSTALLER
(NOT BY KINGSPAN)

NOTE:
THIS DETAIL ASSUMES
PENETRATION OCCURS
AFTER PANEL IS INSTALLED

REVISION

REVISION #	DATE
11	1/30/26

BEAM PENETRATION

DETAIL #: CI-PE-05-KSV

RELEASE: 2026

REGION: NORTH AMERICA

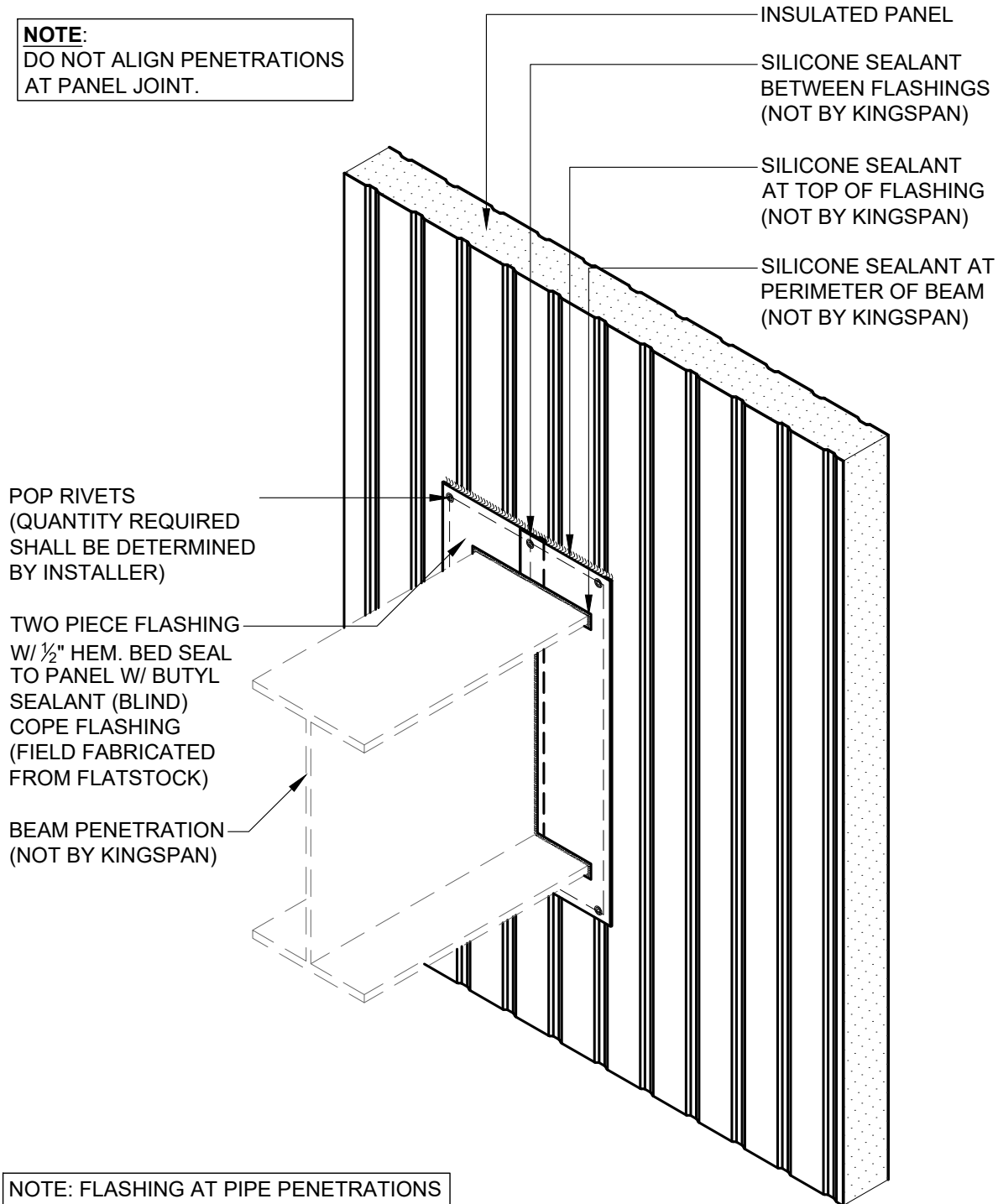
www.kingspanpanels.com



KS SERIES - VERTICAL INSTALLATION

NOTE:

DO NOT ALIGN PENETRATIONS
AT PANEL JOINT.



NOTE: FLASHING AT PIPE PENETRATIONS
TO BE FIELD FABRICATED FROM
FLATSTOCK SHEETS AS NECESSARY.
QUANTITY OF FLATSTOCK REQUIRED
SHALL BE DETERMINED BY INSTALLER
(NOT BY KINGSPAN)

NOTE:

THIS DETAIL ASSUMES
PENETRATION OCCURS
AFTER PANEL IS INSTALLED

REVISION

REVISION #	DATE
11	1/30/26

BEAM PENETRATION
ISOMETRIC

DETAIL #: CI-PE-06-KSV

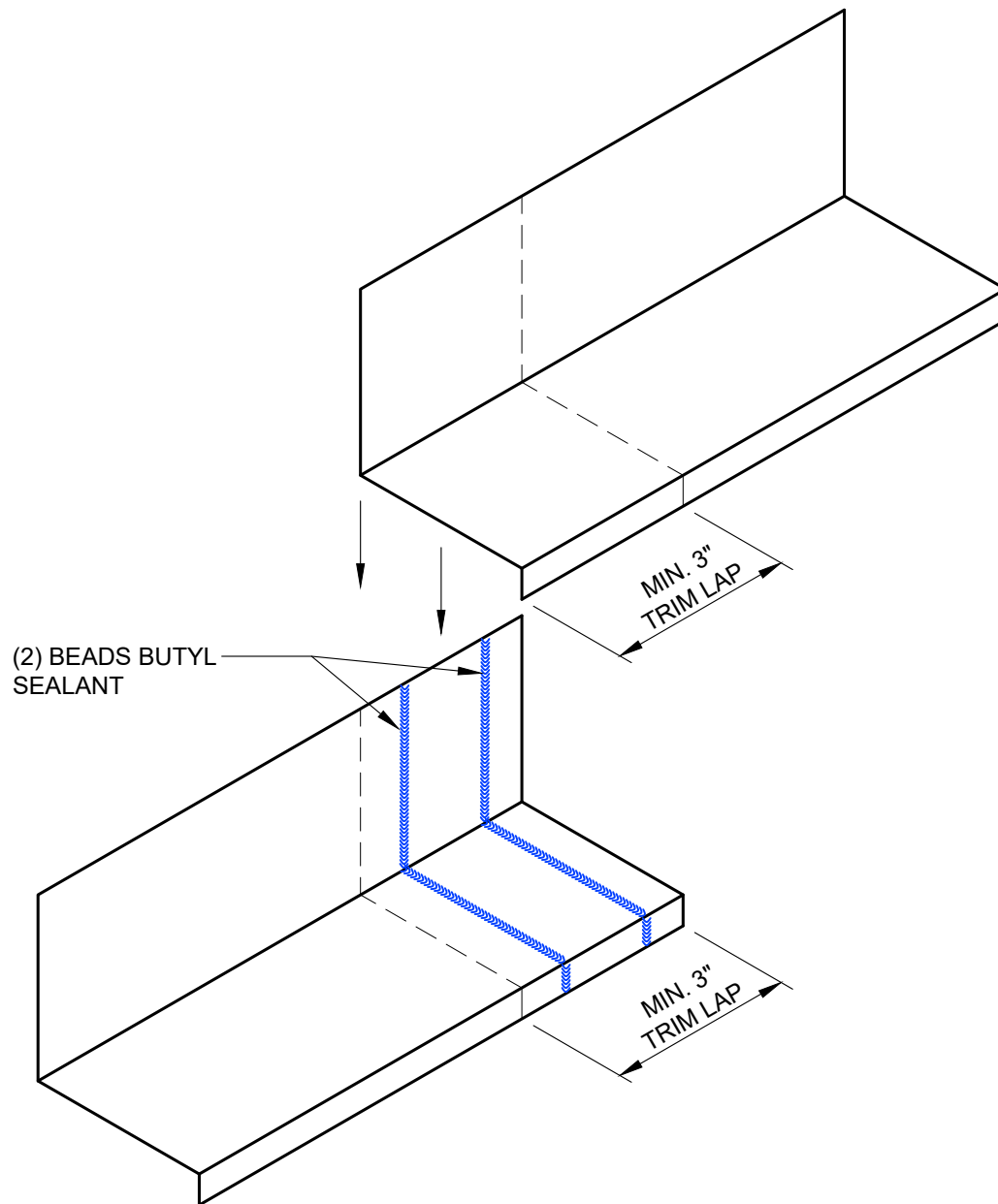
RELEASE: 2026

REGION: NORTH AMERICA

www.kingspanpanels.com



KS SERIES - VERTICAL INSTALLATION



REVISION	
REVISION #	DATE
11	1/30/26

TRIM END LAP

DETAIL #: CI-TL-01-KSV

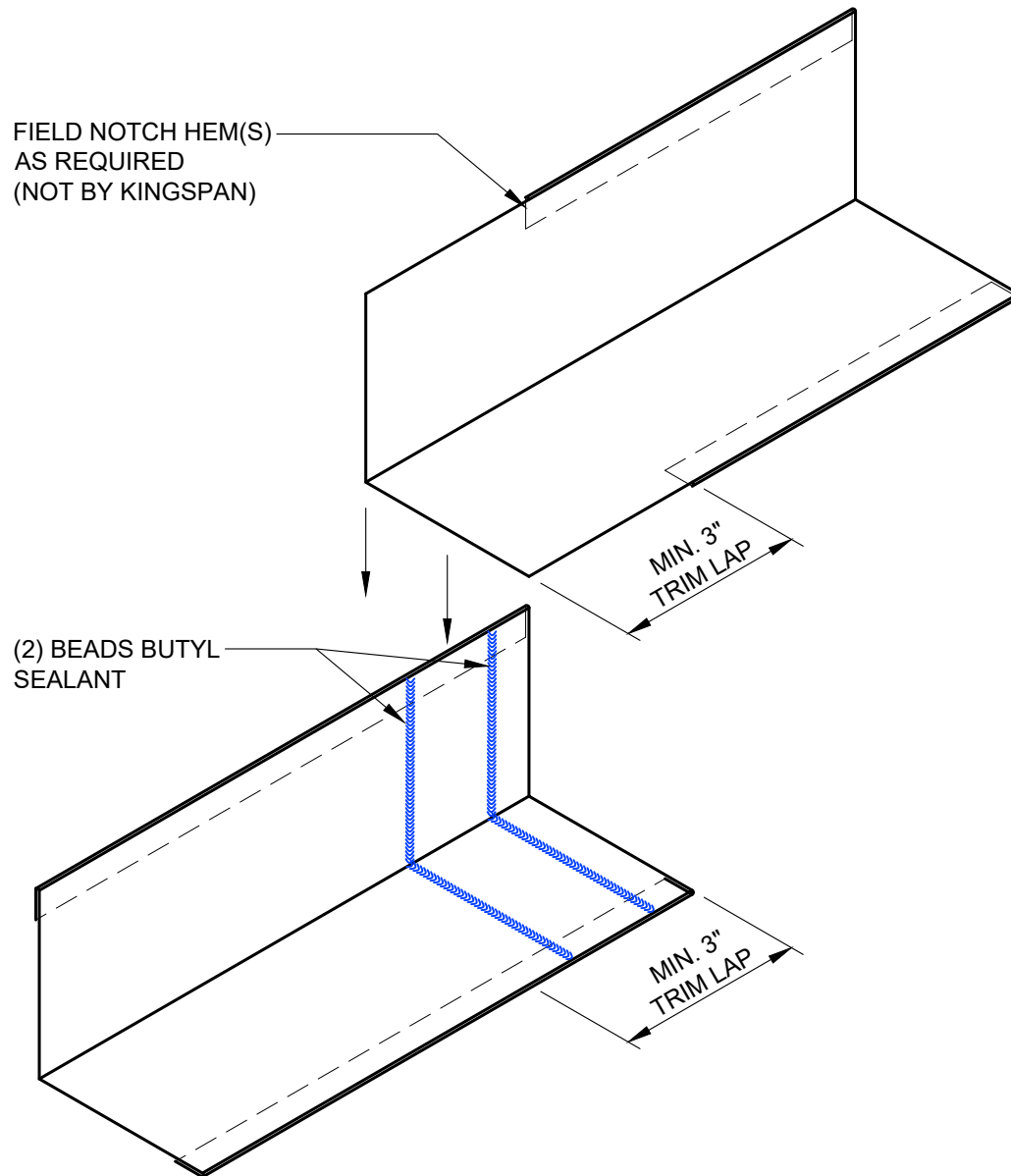
RELEASE: 2026

REGION: NORTH AMERICA

www.kingspanpanels.com



KS SERIES - VERTICAL INSTALLATION



REVISION	
REVISION #	DATE
11	1/30/26

TRIM END LAP
W/ HEM

DETAIL #: CI-TL-02-KSV

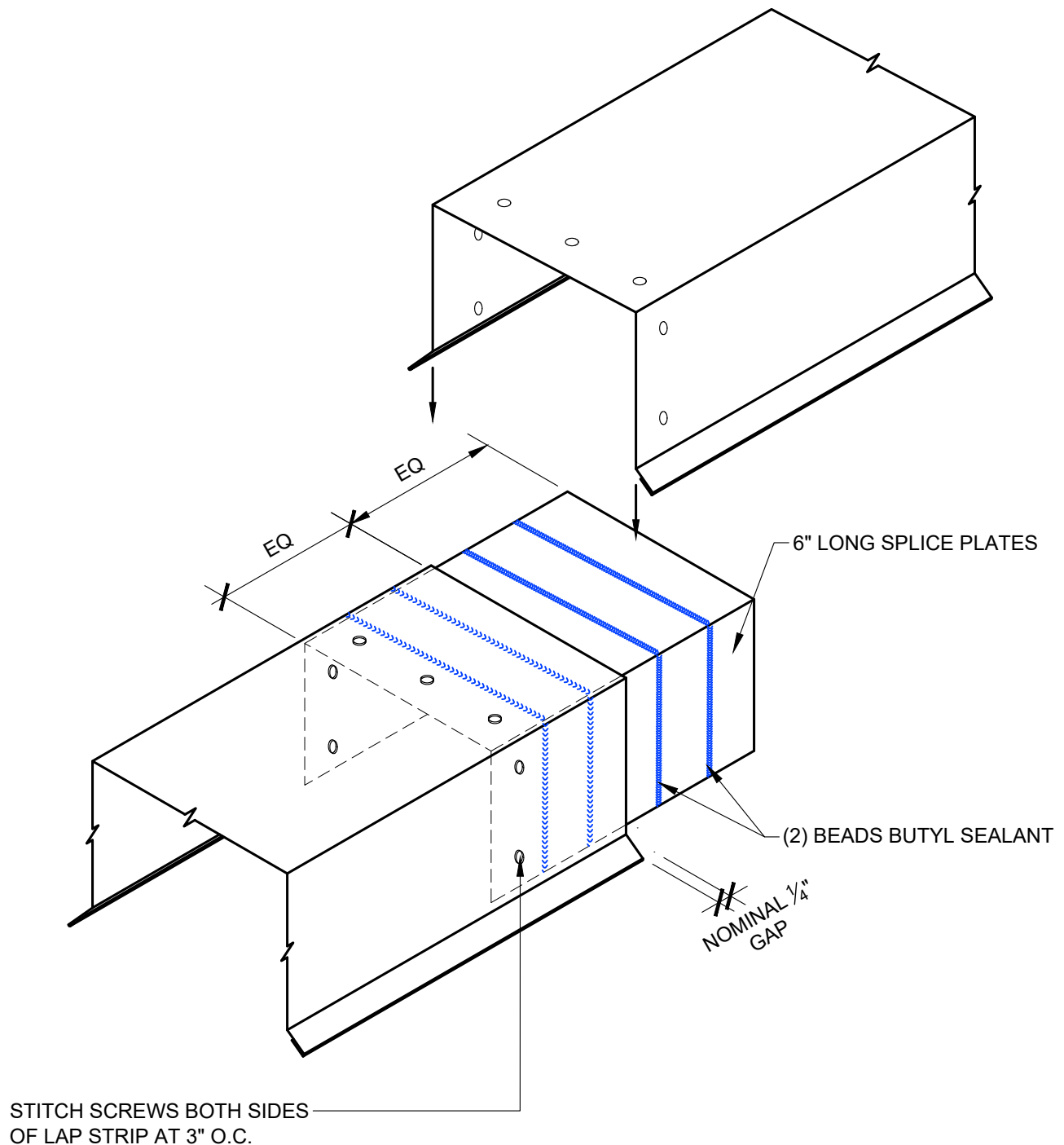
RELEASE: 2026

REGION: NORTH AMERICA

www.kingspanpanels.com



KS SERIES - VERTICAL INSTALLATION



REVISION	
REVISION #	DATE
11	1/30/26

TRIM END LAP
W/ LAP STRIP

DETAIL #: CI-TL-03-KSV

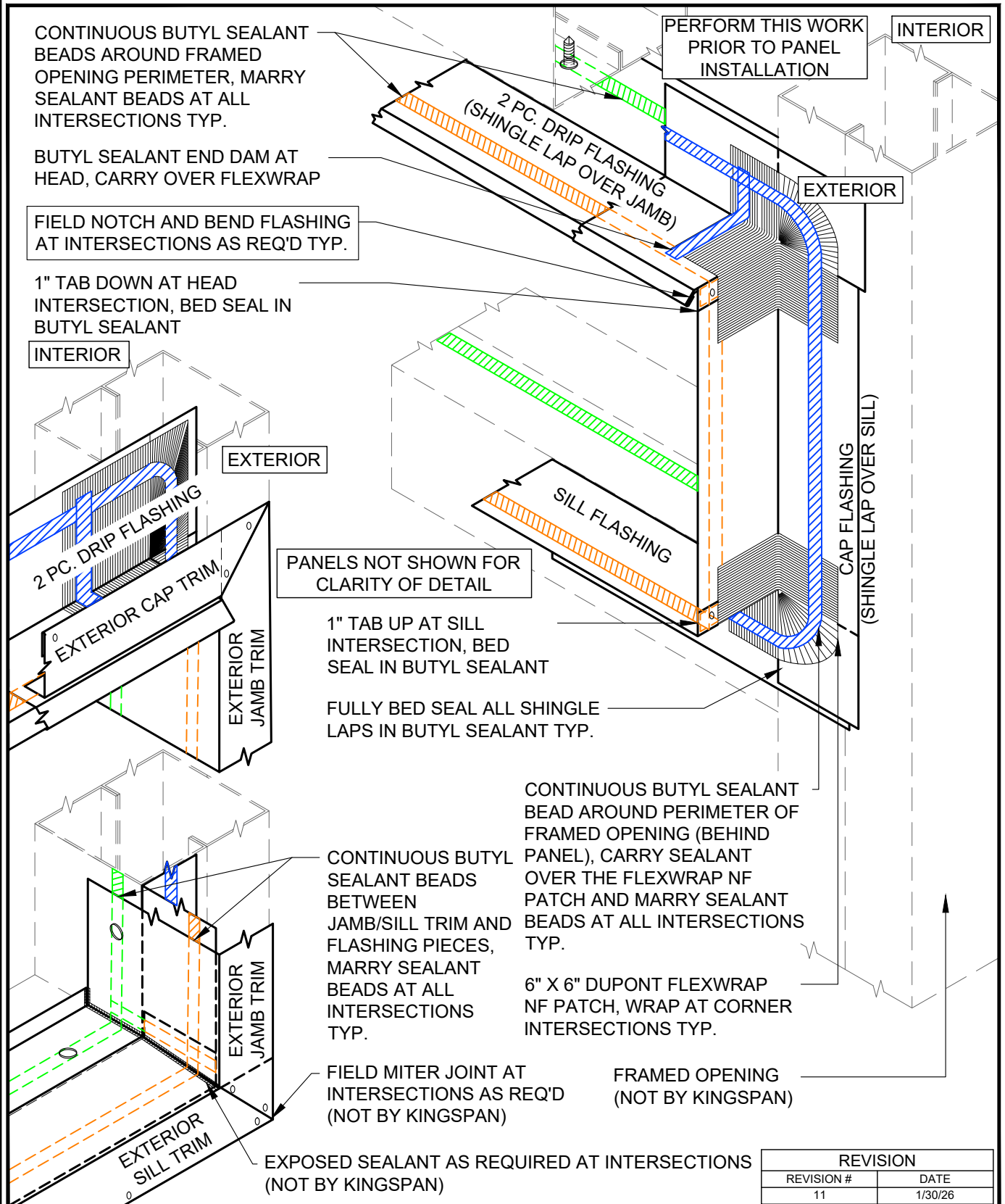
RELEASE: 2026

REGION: NORTH AMERICA

www.kingspanpanels.com



KS SERIES - VERTICAL INSTALLATION



TRIM AT FRAMED
OPENING

DETAIL #: CI-TL-04-KSV

RELEASE: 2026

REGION: NORTH AMERICA

www.kingspanpanels.com



KS SERIES - VERTICAL INSTALLATION

EXTRUSION INSTALLATION SEQUENCE:

- ① TWO PIECE JAMB EXTRUSION BASE
- ② TWO PIECE HEAD EXTRUSION BASE
- ③ TWO PIECE HEAD EXTRUSION CAP
- ④ TWO PIECE JAMB EXTRUSION CAP
- ⑤ SILL EXTRUSION
- ⑥ EXTERIOR SEALANTS AS REQUIRED

BUTYL SEALANT
END DAM

TWO PIECE HEAD
EXTRUSION CAP

FIELD CUT/NOTCH JAMB
EXTRUSION AT HEAD
AND JAMB
(NOT BY KINGSPAN)

EXPOSED SEALANT
(NOT BY KINGSPAN)

④ TWO PIECE JAMB
EXTRUSION CAP

TWO PIECE HEAD EXTRUSION

TWO PIECE HEAD EXTRUSION
BASE W/ FIELD DRILL $\frac{3}{8}$ " Ø WEEP
HOLES (NOT BY KINGSPAN)

① TWO PIECE JAMB
EXTRUSION BASE

⑥ EXPOSED SEALANT
(NOT BY KINGSPAN)

TWO PIECE JAMB EXTRUSION

FIELD CUT/NOTCH JAMB
EXTRUSION
(NOT BY KINGSPAN)

⑤ SILL EXTRUSION

SILL EXTRUSION

REVISION

REVISION #	DATE
11	1/30/26

EXTRUSION W/ FLEXWRAP AT
FRAMED OPENING

DETAIL #: CI-TL-05-KSV

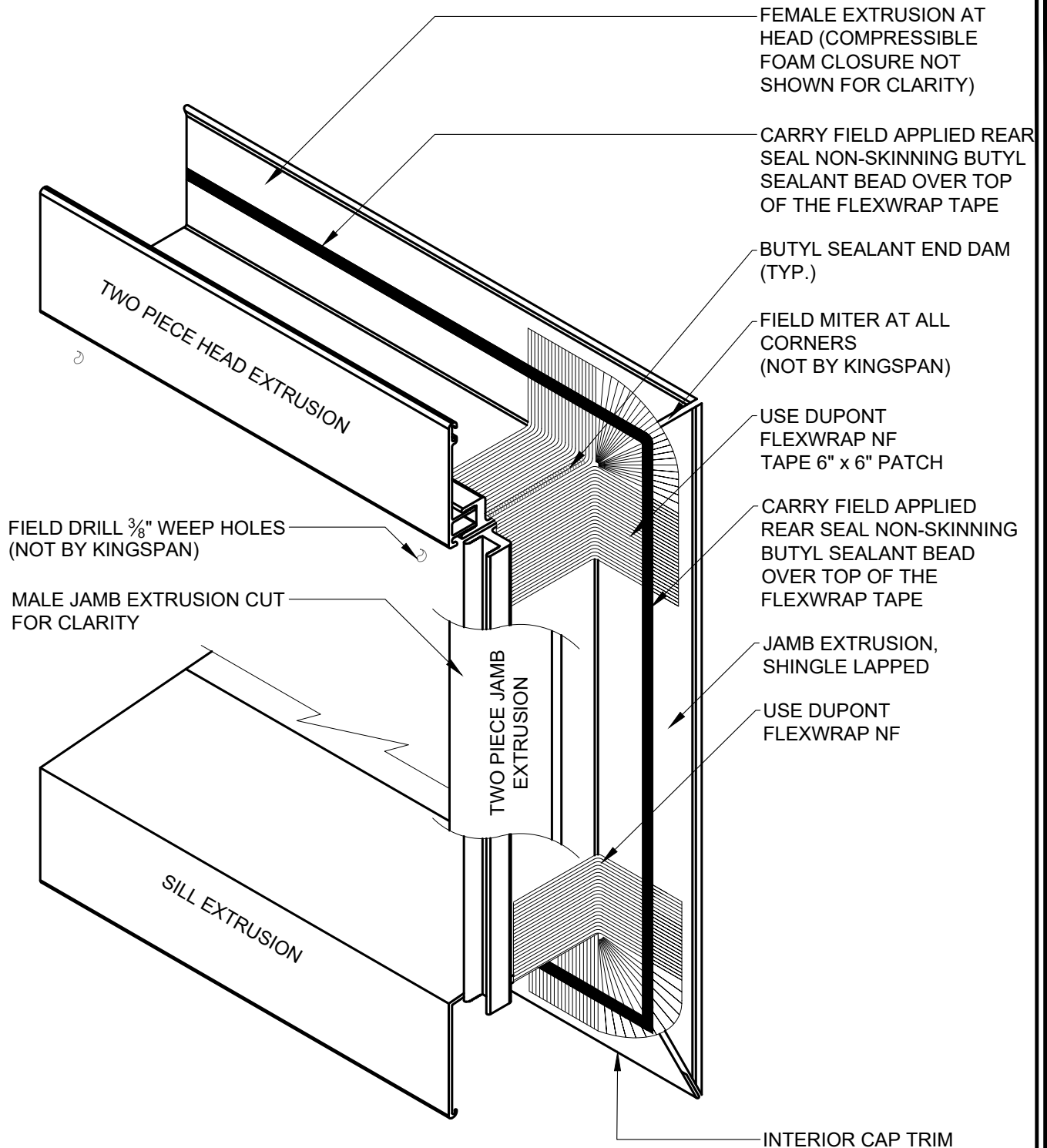
RELEASE: 2026

REGION: NORTH AMERICA

www.kingspanpanels.com



KS SERIES - VERTICAL INSTALLATION



REVISION	
REVISION #	DATE
11	1/30/26

EXTRUSION W/ FLEXWRAP AT
FRAMED OPENING

DETAIL #: CI-TL-06-KSV

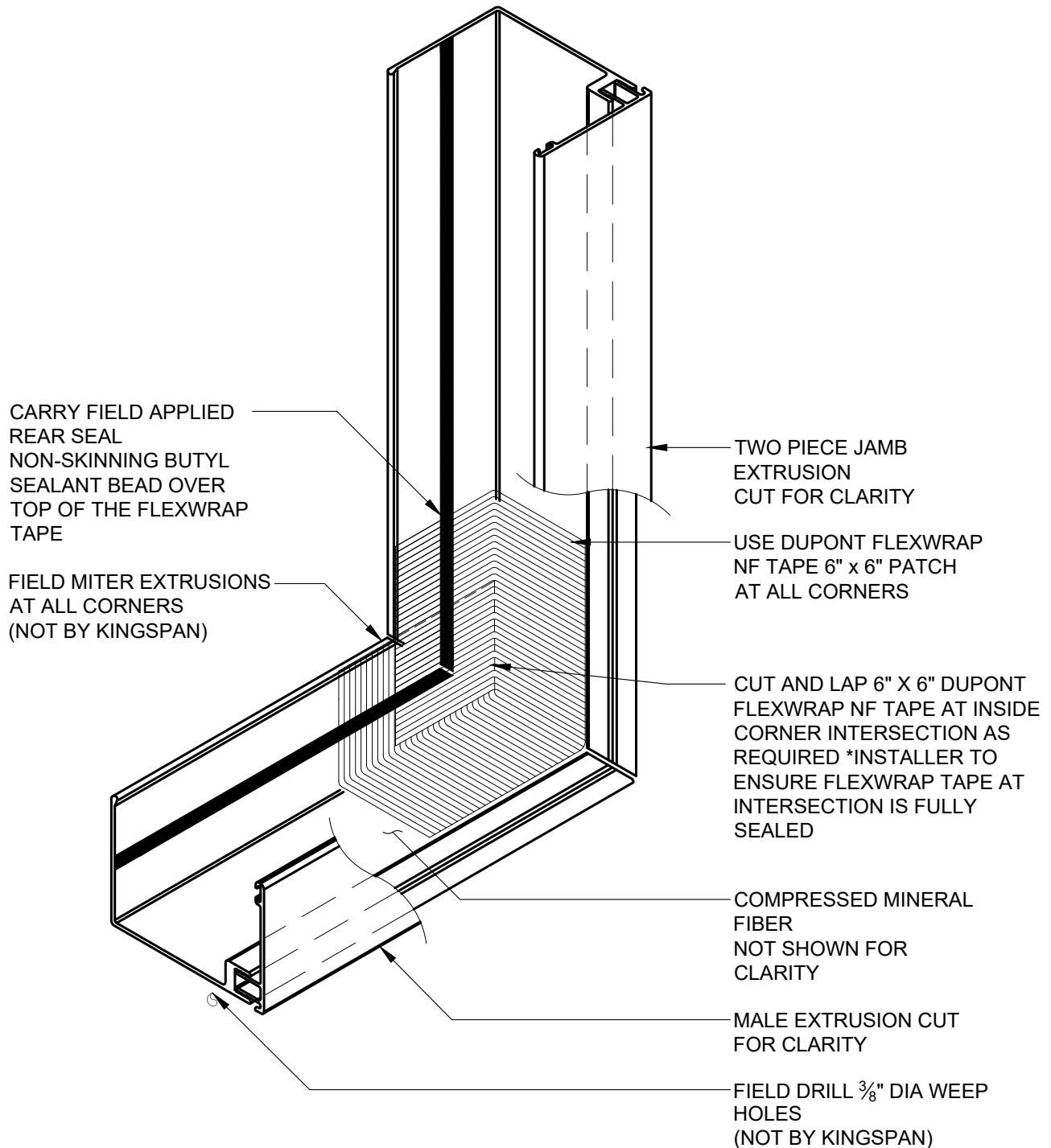
RELEASE: 2026

REGION: NORTH AMERICA

www.kingspanpanels.com



KS SERIES - VERTICAL INSTALLATION



REVISION	
REVISION #	DATE
11	1/30/26

EXTRUSION W/ FLEXWRAP AT
REMOVABLE FRAMED OPENING

DETAIL #: CI-TL-07-KSV

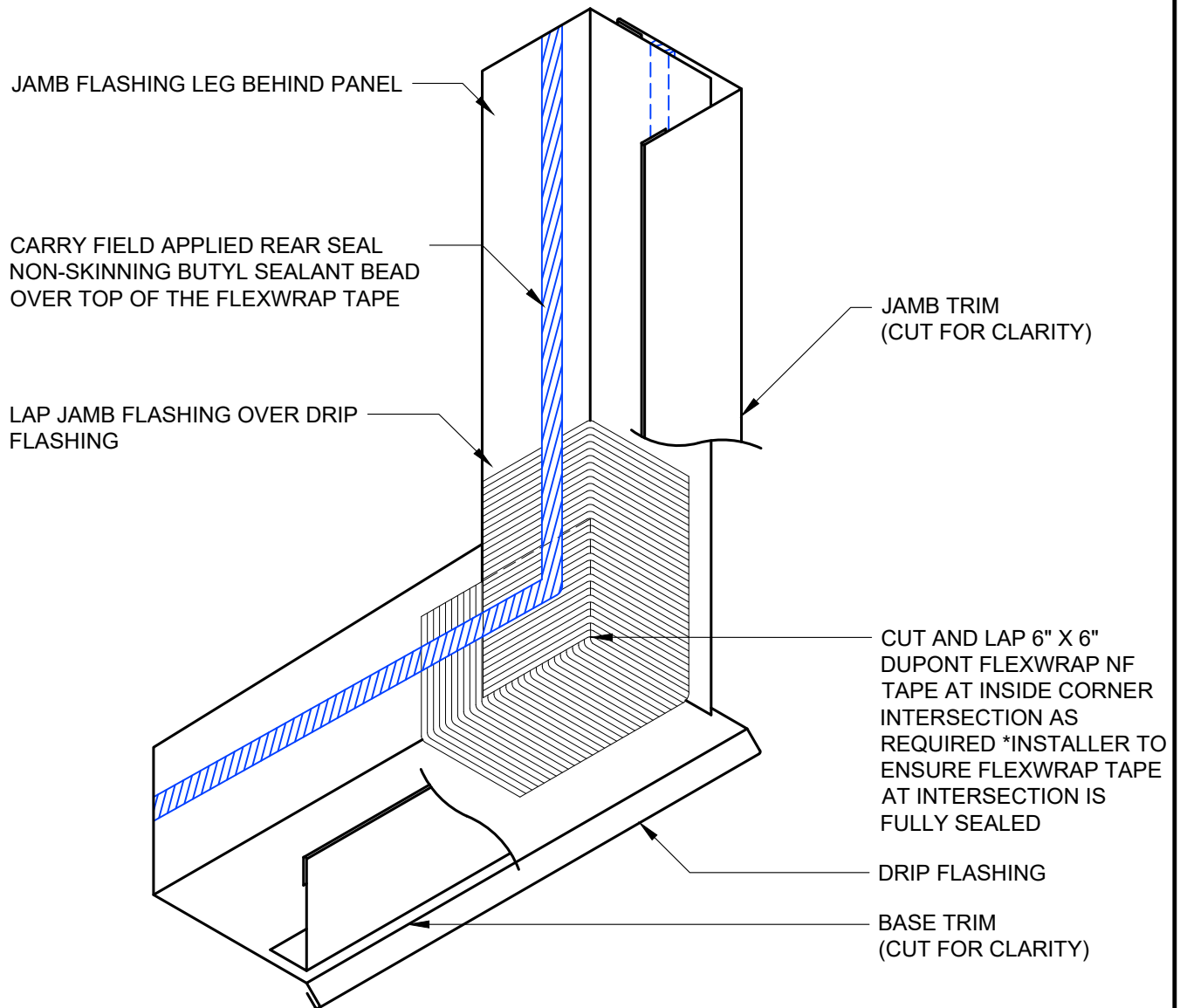
RELEASE: 2026

REGION: NORTH AMERICA

www.kingspanpanels.com



KS SERIES - VERTICAL INSTALLATION



TRIM W/ FLEXWRAP AT
REMOVABLE FRAMED OPENING

DETAIL #: CI-TL-08-KSV


RELEASE: 2026

REGION: NORTH AMERICA

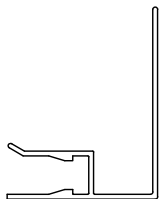
www.kingspanpanels.com



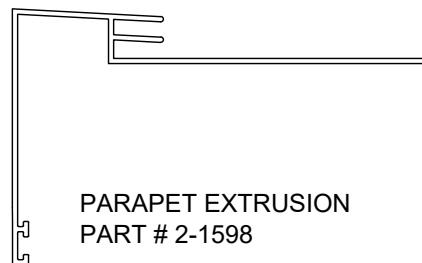
KS SERIES - VERTICAL INSTALLATION



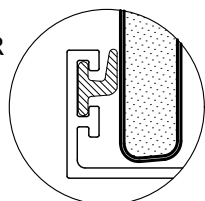
TWO PIECE
ENDWALL/JAMB
EXTRUSION CAP
PART# 0215



2" TWO PIECE
ENDWALL/JAMB
EXTRUSION RECEIVER
PART# 0214



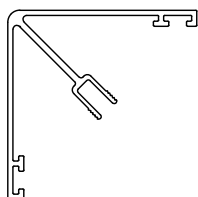
PARAPET EXTRUSION
PART # 2-1598



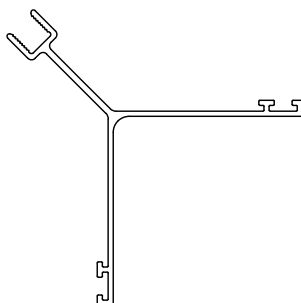
OPTIONAL WIPER
GASKET
(FIELD INSTALLED)



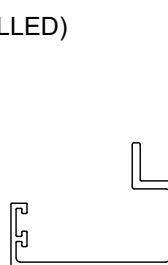
2" PANEL BASE "B"
EXTRUSION
PART #2-4049



2" CORNER
MALE EXTRUSION
(SEE EXTRUSION DETAIL
SET FOR COMPATIBILITY)



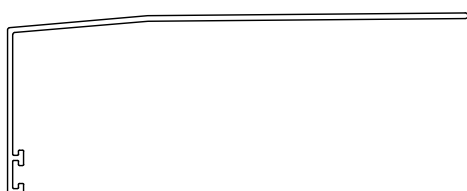
2" CORNER
FEMALE EXTRUSION
PART #2-3998



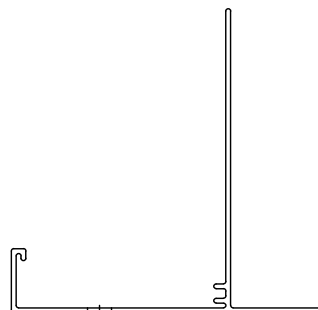
2" PANEL BASE "A"
EXTRUSION
PART # 2-4045



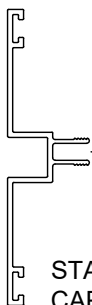
2" PANEL BASE "C"
EXTRUSION
PART # 2-4053



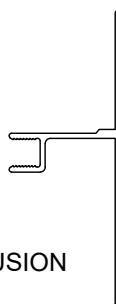
SILL EXTRUSION
PART #2-4064



STANDARD SOFFIT
EXTRUSION "D"



STACK EXTRUSION
CAP 4070



STACK EXTRUSION
BASE 4065

REVISION	
REVISION #	DATE
11	1/30/26

2" EXTRUSIONS

DETAIL #: CI-TL-09-KSV


RELEASE: 2026

REGION: NORTH AMERICA

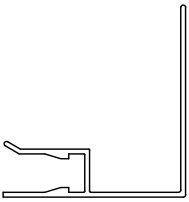
www.kingspanpanels.com



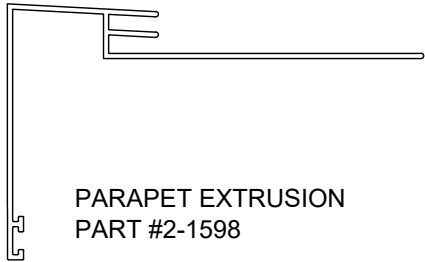
KS SERIES - VERTICAL INSTALLATION



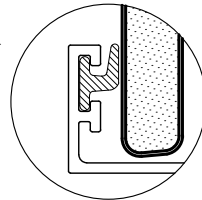
TWO PIECE
ENDWALL/JAMB
EXTRUSION CAP
PART# 0215



2.5" TWO PIECE
ENDWALL/JAMB
EXTRUSION RECEIVER
PART# 1063



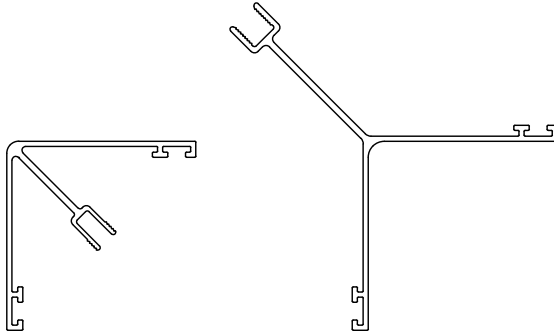
PARAPET EXTRUSION
PART #2-1598



OPTIONAL WIPER
GASKET
(FIELD INSTALLED)

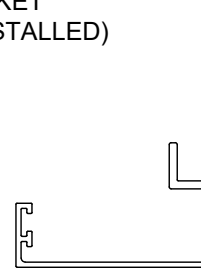


2" PANEL BASE "B"
EXTRUSION
PART #2-4050

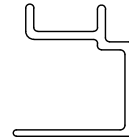


2.5" CORNER
MALE EXTRUSION
(SEE EXTRUSION DETAIL
SET FOR COMPATIBILITY)

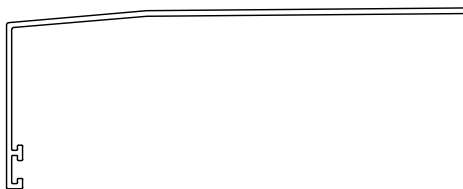
2.5" CORNER
FEMALE EXTRUSION
PART #2-3999



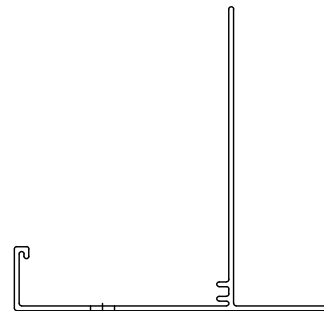
2.5" PANEL BASE "A"
EXTRUSION
PART #2-4046



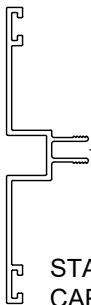
2" PANEL BASE "C"
EXTRUSION
PART #2-4054



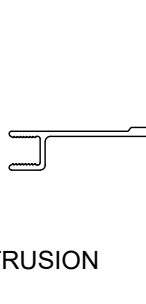
SILL EXTRUSION
PART #2-4064



STANDARD SOFFIT
EXTRUSION "D"



STACK EXTRUSION
CAP 4070



STACK EXTRUSION
BASE 4066

REVISION	
REVISION #	DATE
11	1/30/26

2½" EXTRUSIONS

DETAIL #: CI-TL-10-KSV


RELEASE: 2026

REGION: NORTH AMERICA

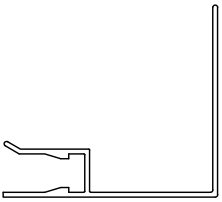
www.kingspanpanels.com



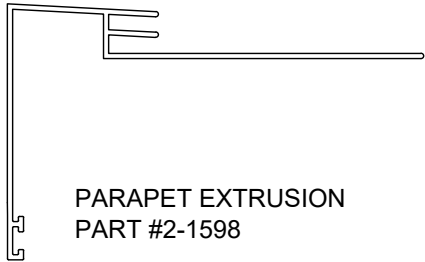
KS SERIES - VERTICAL INSTALLATION



TWO PIECE
ENDWALL/JAMB
EXTRUSION CAP
PART# 0215




3" TWO PIECE
ENDWALL/JAMB
EXTRUSION RECEIVER
PART# 0269



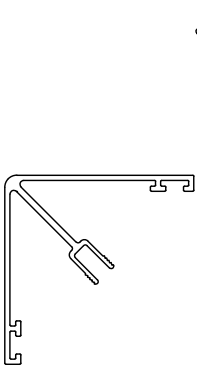
PARAPET EXTRUSION
PART #2-1598




OPTIONAL WIPER
GASKET
(FIELD INSTALLED)




2" PANEL BASE "B"
EXTRUSION
PART #2-4051



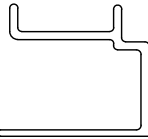
3" CORNER
MALE EXTRUSION
(SEE EXTRUSION DETAIL
SET FOR COMPATIBILITY)



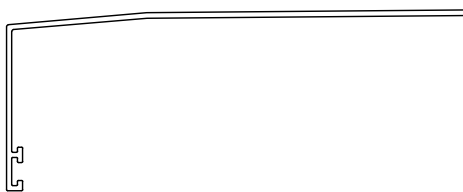
3" CORNER
FEMALE EXTRUSION
PART #2-4000



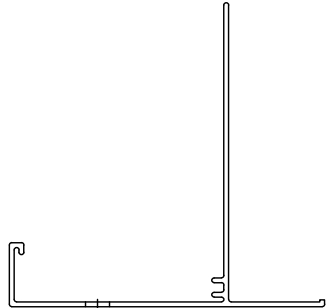
3" PANEL BASE "A"
EXTRUSION
PART #2-4047



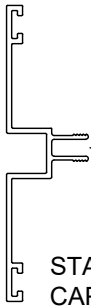
3" PANEL BASE "C"
EXTRUSION
PART #2-4084



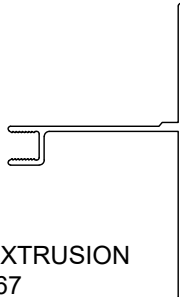
SILL EXTRUSION
PART #2-4064



STANDARD SOFFIT
EXTRUSION "D"



STACK EXTRUSION
CAP 4070



STACK EXTRUSION
BASE 4067

REVISION	
REVISION #	DATE
11	1/30/26

3" EXTRUSIONS

DETAIL #: CI-TL-11-KSV

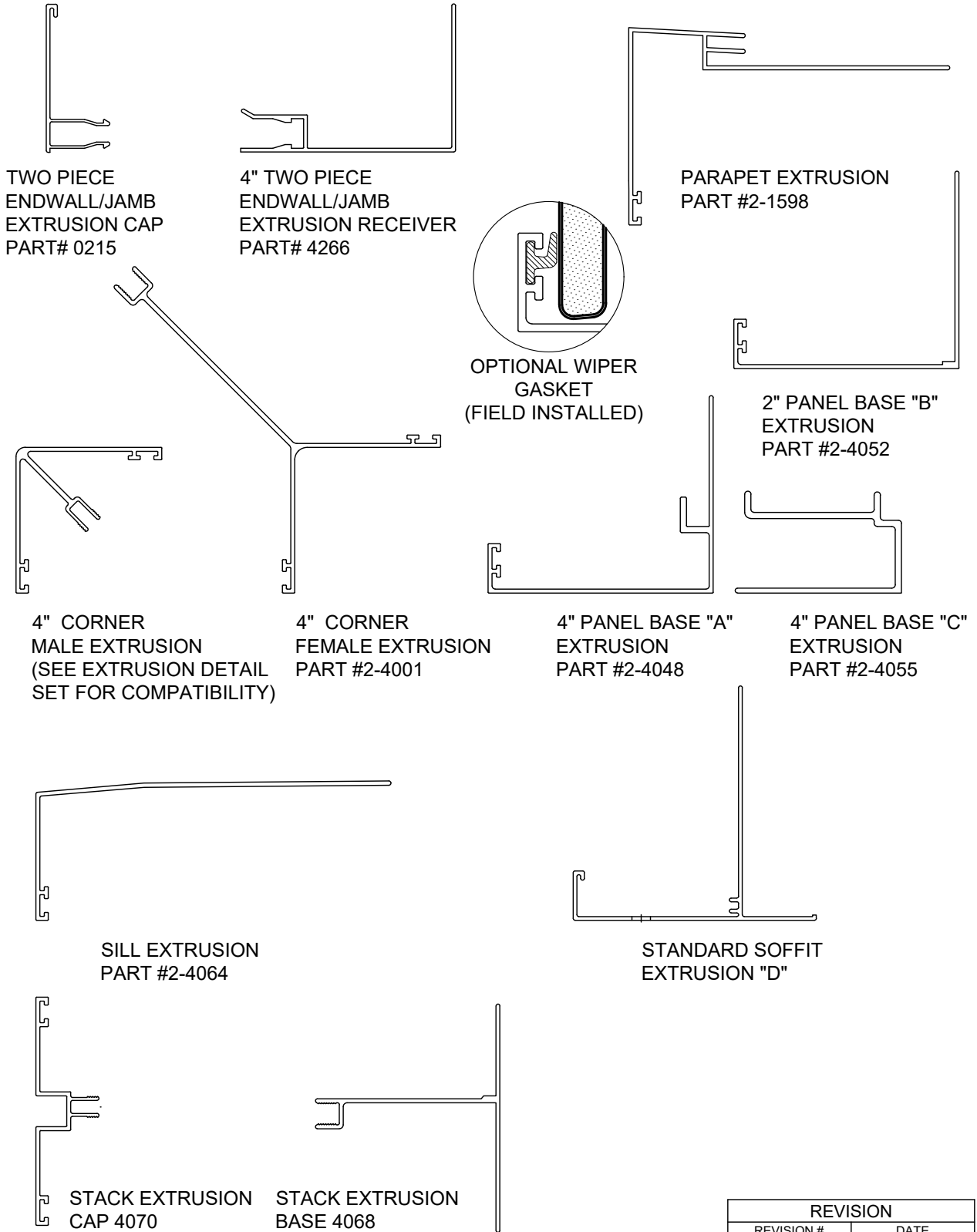
RELEASE: 2026

REGION: NORTH AMERICA

www.kingspanpanels.com



KS SERIES - VERTICAL INSTALLATION



REVISION	
REVISION #	DATE
11	1/30/26

4" EXTRUSIONS

DETAIL #: CI-TL-12-KSV

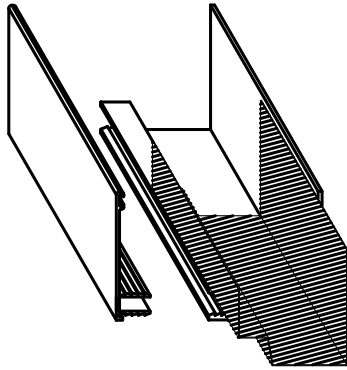
RELEASE: 2026

REGION: NORTH AMERICA

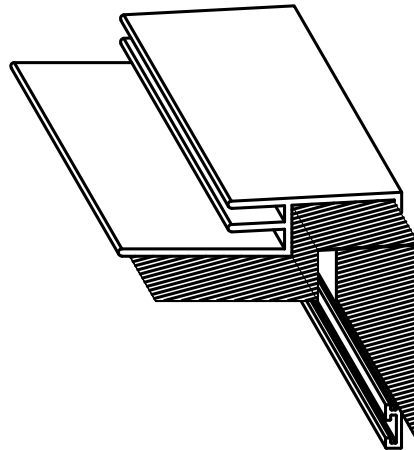
www.kingspanpanels.com



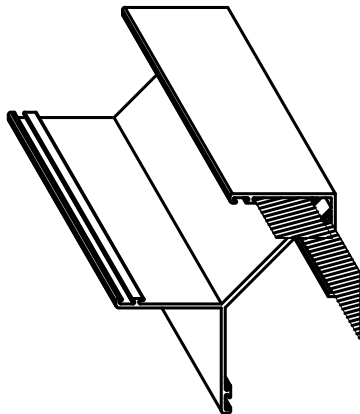
KS SERIES - VERTICAL INSTALLATION



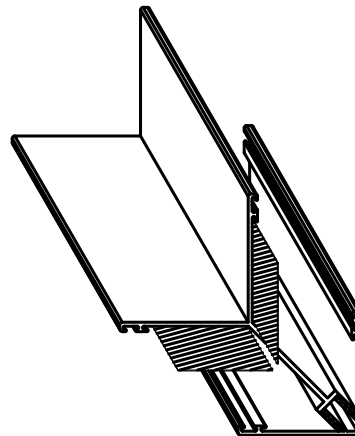
LAP STRIP FOR TWO PIECE
JAMB EXTRUSION



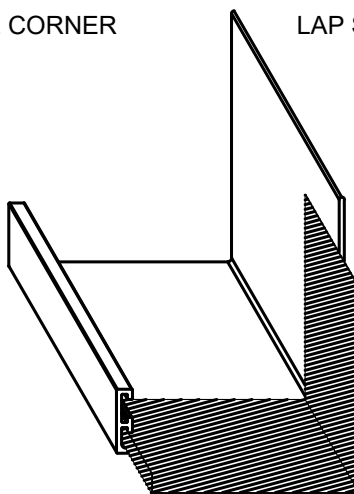
LAP STRIP FOR PARAPET EXTRUSION



LAP STRIPS FOR OUTSIDE CORNER
EXTRUSION



LAP STRIPS FOR INSIDE CORNER
EXTRUSION



LAP STRIP FOR "J" BASE EXTRUSION

REVISION	
REVISION #	DATE
11	1/30/26

EXTRUSION LAP STRIPS

DETAIL #: CI-TL-13-KSV

RELEASE: 2026

REGION: NORTH AMERICA

www.kingspanpanels.com

