REVISIONS				
ZONE	REV	DESCRIPTION	DATE	APPROVED
	B	TITLE BLOCK, NOTE UPDATES	8/24/2023	

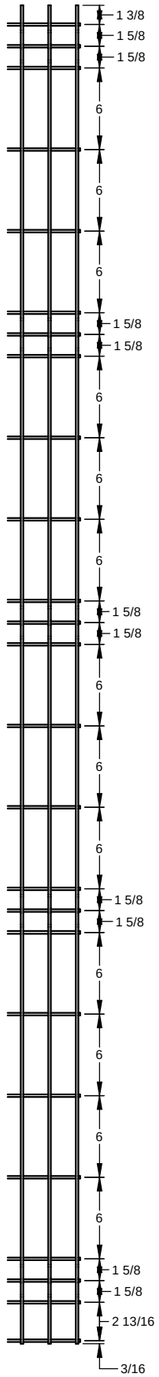

DETAIL A

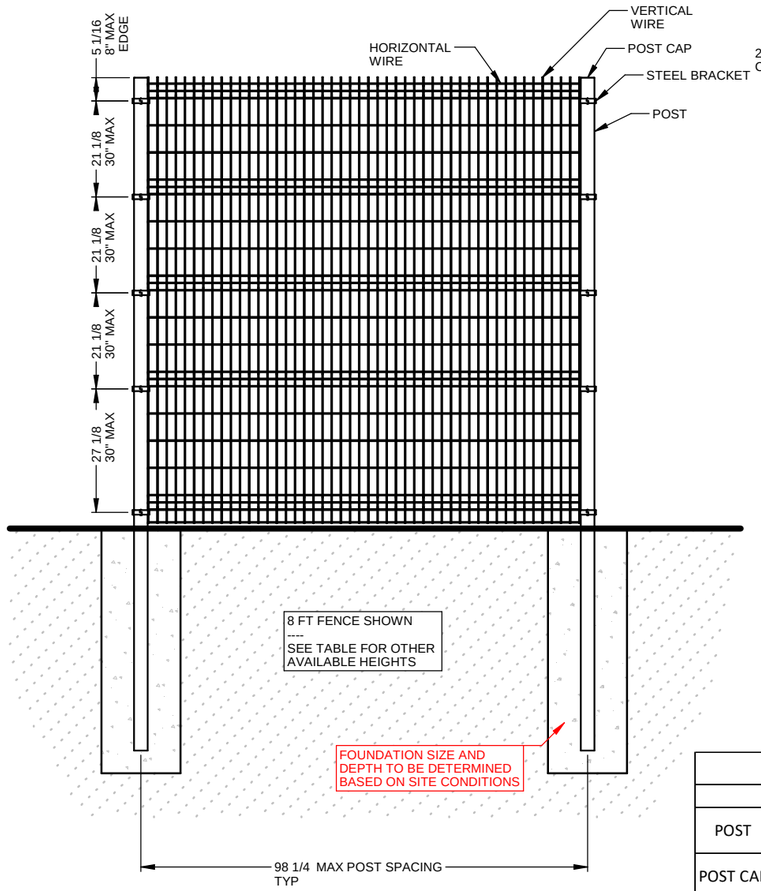

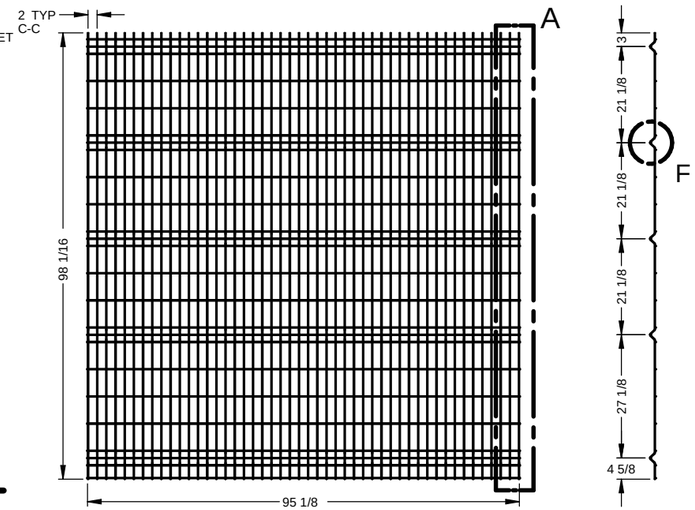

CLASSIC - 8 FT

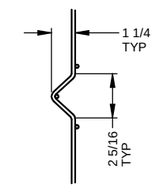

DETAIL F

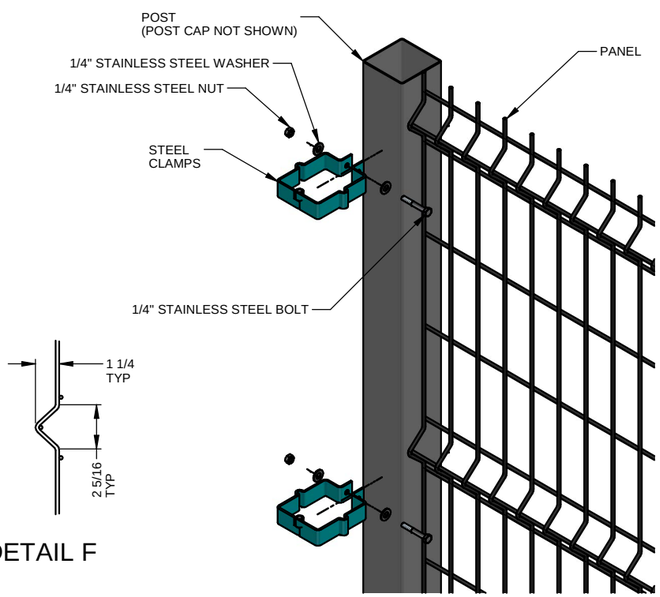

DMF SPECIFICATIONS						
ITEM		DIMS./THICKNESS	YIELD STRENGTH	TENSILE STRENGTH	MATERIAL	ASTM STD.
POST	SIZE	VARIES	50 KSI	62 KSI	CARBON STEEL	A500
	COATING	0.9 OZ/SQFT	-	-	ZINC	A653 TABLE 1
POST CAP	SIZE	VARIES	-	-	PLASTIC INJECTION	-
	COATING	100 MICRONS	-	-	POWDER COATING	D7091
CLAMPS	COATING	-	-	-	ELECTROGALVANIZED STEEL	-
PANEL	HORIZONTAL WIRE	0.18"ø +/- 0.0019"	-	80 KSI	-	A641
	VERTICAL WIRE	0.18"ø +/- 0.0019"	-	80 KSI	-	A641
	COATING	100 MICRONS	-	-	ZINC	D7091

REQUIRED MINIMUM POST SIZE					
WIND SPEED (EXP C)	FENCE HEIGHT (ABOVE GRADE)				
	8 FT	6 FT	5 FT	4 FT	2 FT
180 MPH	3 x 3 x 11 GA	2.25 x 2.25 x 12 GA	2.25 x 2.25 x 16 GA		
120 MPH	2.25 x 2.25 x 12 GA	2.25 x 2.25 x 16 GA			

NOTES:

1. OBTAIN APPROVAL / ENGINEERING FOR LOCAL SITE CONDITIONS, BUILDING CODE REQUIREMENTS, AND OBTAIN ALL NECESSARY BUILDING PERMITS
2. SCOPE
   - 2.1. APPROVAL OF THE POSTS & BRACKETS FOR THE DEACERO CLASSIC FENCE SYSTEM
   - 2.2. BY OTHERS: FABRICATION, INSTALLATION, FOUNDATIONS, SOIL / SITE CONDITIONS
3. LOADS
   RISK CATEGORY = I, EXPOSURE CATEGORY C
   WIND (ULT): V = 180 MPH, qz = 59.9 PSF
   WIND (ULT): V = 120 MPH, qz = 26.6 PSF
4. STEEL
   - 4.1. REFER TO SPECIFICATIONS
5. WELDING
   - 5.1. ALL WELDING TO BE IN ACCORDANCE WITH AWS D1.1 OR EQUIVALENT
6. DO NOT ATTACH ANY OBJECTS TO FENCE THAT WOULD IMPEDE AIRFLOW THROUGH THE FENCE IN ANY MANNER (NO SIGNAGE, BANNERS, ETC.)

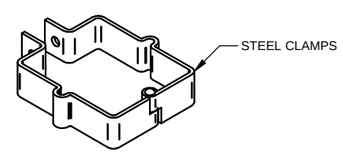

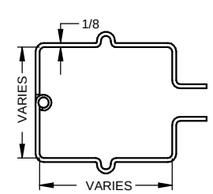

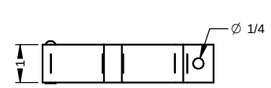

This item has been digitally signed and sealed by *Zane C. Pucylowski, PE* on *08/24/2023*. Printed copies of this document are not considered signed and sealed and signature must be verified on any electronic copies.

Certificate of Authorization No.: 31431

8/24/2023

DIMENSIONS IN INCHES
UNLESS NOTED OTHERWISE

TOLERANCES

3 PLACE DECIMAL	± .005
2 PLACE DECIMAL	± .02
1 PLACE DECIMAL	± .1
ANGLES	± 0.5°
FRACTIONAL	± 1/16

BREAK SHARP EDGES AND CORNERS .010 MAX

DRAWN	AD	DATE	5/19/2023
CHECKED	MR	DATE	5/19/2023
QA			
MFG			
APPROVED			

Designmaster FENCING SYSTEM DEACERO

PHOENIX engineering and consulting, inc.
110 Londonderry Ct., Ste. 136-C
Woodstock, Georgia 30188
(404) 216-0140
www.phoenixengineering.com

CLASSIC FENCE SYSTEM

SIZE	DWG NO.	REV
B	23SY-DEA-00033-1	B

SCALE	SHEET
NONE	1 OF 2

NOTE: WIRE DIMENSIONS ARE CENTER-TO-CENTER

REVISIONS				
ZONE	REV	DESCRIPTION	DATE	APPROVED
	B	TITLE BLOCK, NOTE UPDATES	8/24/2023	

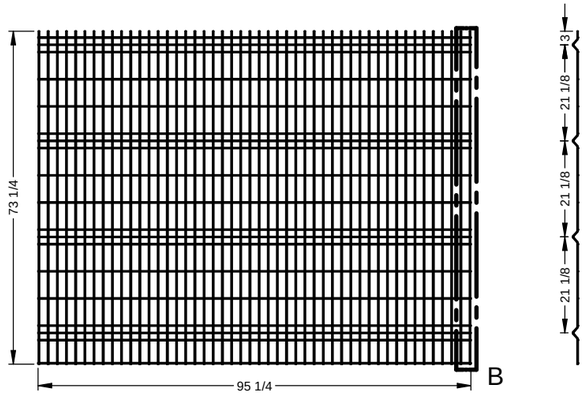

CLASSIC - 6 FT

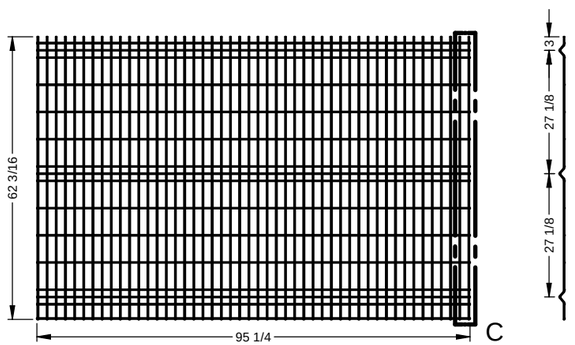

CLASSIC - 5 FT

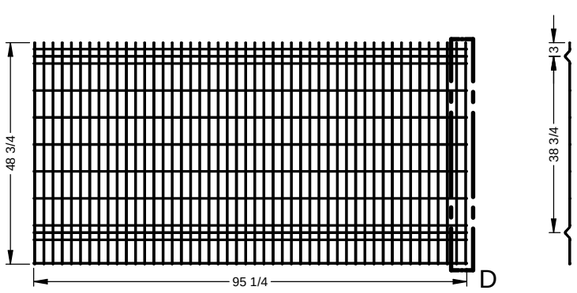

CLASSIC - 4 FT

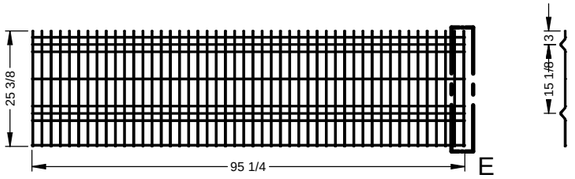

CLASSIC - 2 FT

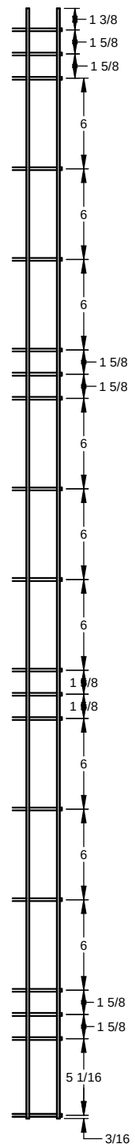

DETAIL B

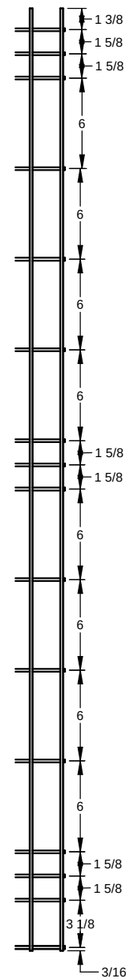

DETAIL C

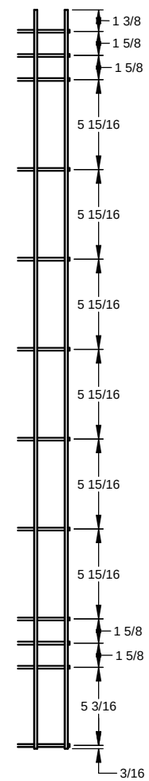

DETAIL D

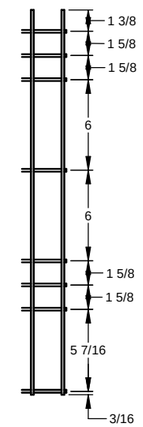

DETAIL E

8/24/2023

NOTE: WIRE DIMENSIONS ARE CENTER-TO-CENTER

DIMENSIONS IN INCHES
UNLESS NOTED OTHERWISE

TOLERANCES

3 PLACE DECIMAL	± .005
2 PLACE DECIMAL	± .02
1 PLACE DECIMAL	± .1
ANGLES	± 0.5°
FRACTIONAL	± 1/16

BREAK SHARP EDGES
AND CORNERS .010 MAX

DRAWN	AD	DATE 5/19/2023
CHECKED	MR	DATE 5/19/2023
QA		
MFG		
APPROVED		

Designmaster FENCING SYSTEM DEACERO

PHOENIX engineering and consulting, inc.
110 Londonderry Ct., Ste. 136-C
Woodstock, Georgia 30188
(404) 216-0140
www.phoenixengineering.com

CLASSIC FENCE SYSTEM

SIZE	DWG NO.	REV
B	23SY-DEA-00033-1	B

SCALE	SHEET
NONE	2 OF 2