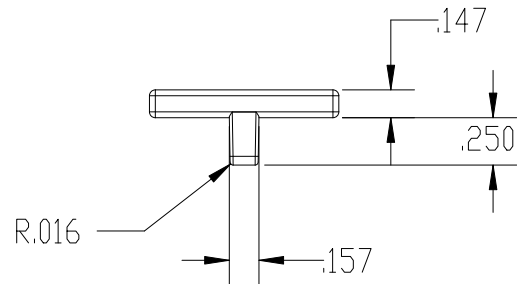
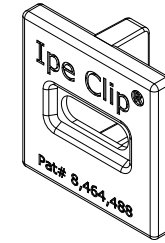
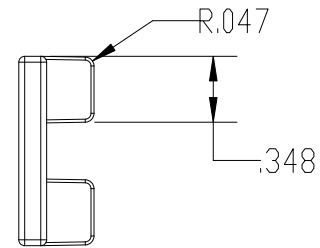
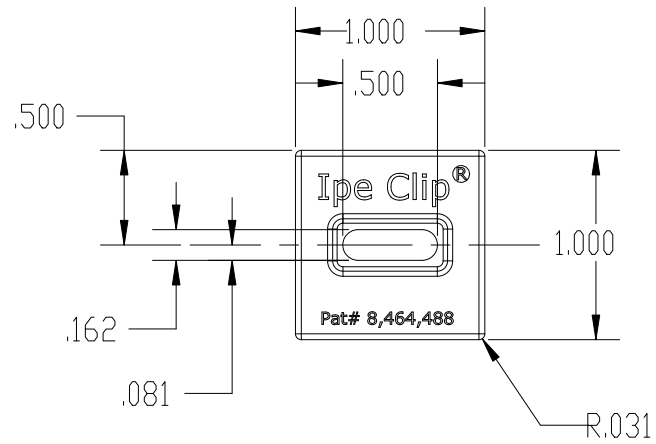


2

1

B

B



NOTE: UNLESS OTHERWISE SPECIFIED
1: TYPICAL DRAFT ANGLE IS 1° T.P.S.

A

A

PROPRIETARY AND CONFIDENTIAL
THE INFORMATION CONTAINED IN THIS
DRAWING IS THE SOLE PROPERTY OF
Ipe Clip Fastener Co. ANY REPRODUCTION
IN PART OR AS A WHOLE WITHOUT THE WRITTEN
PERMISSION OF Ipe Clip Fastener Co. IS
PROHIBITED.

		UNLESS OTHERWISE SPECIFIED		NAME	DATE	Ipe Clip Fastener Co.		
		DIMENSIONS ARE IN INCHES	DRAWN	JDU	6/2/20	TITLE: 4S Extreme		
		TOLERANCES:	CHECKED					
		FRACTIONAL ±	ENG APPR.					
		ANGULAR: MACH ± BEND ±	MFG APPR.					
		TWO PLACE DECIMAL ±						
		THREE PLACE DECIMAL ±						
		INTERPRET GEOMETRIC TOLERANCING PER:	Q.A.					
		MATERIAL	COMMENTS:			SIZE DWG. NO. REV		
		FINISH				A		
TEN	NEXT ASSY	USED ON						
APPLICATION		DO NOT SCALE DRAWING				SCALE: 1:1 WEIGHT: SHEET 1 OF 1		

2

1