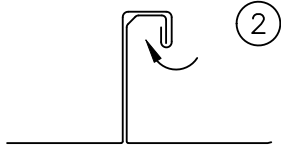


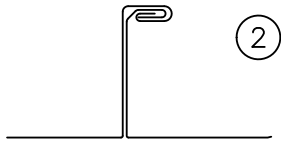
①

Step 1: Fold small lip 180°
 Step 2: Fold outer lip (approx.) 180°



②

Step 3: Notch zee closure.

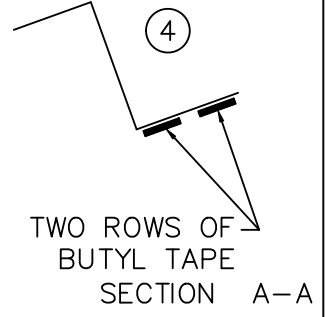
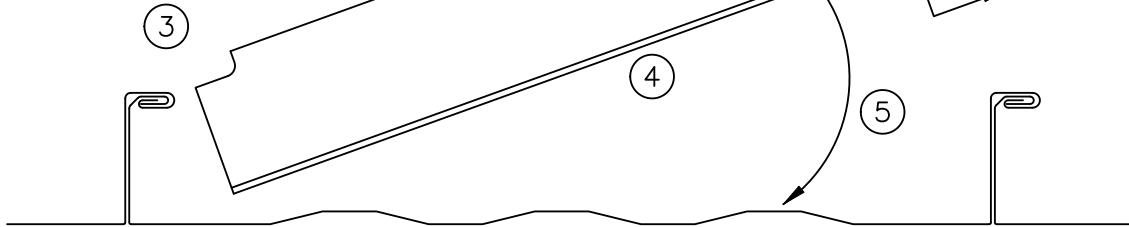


②

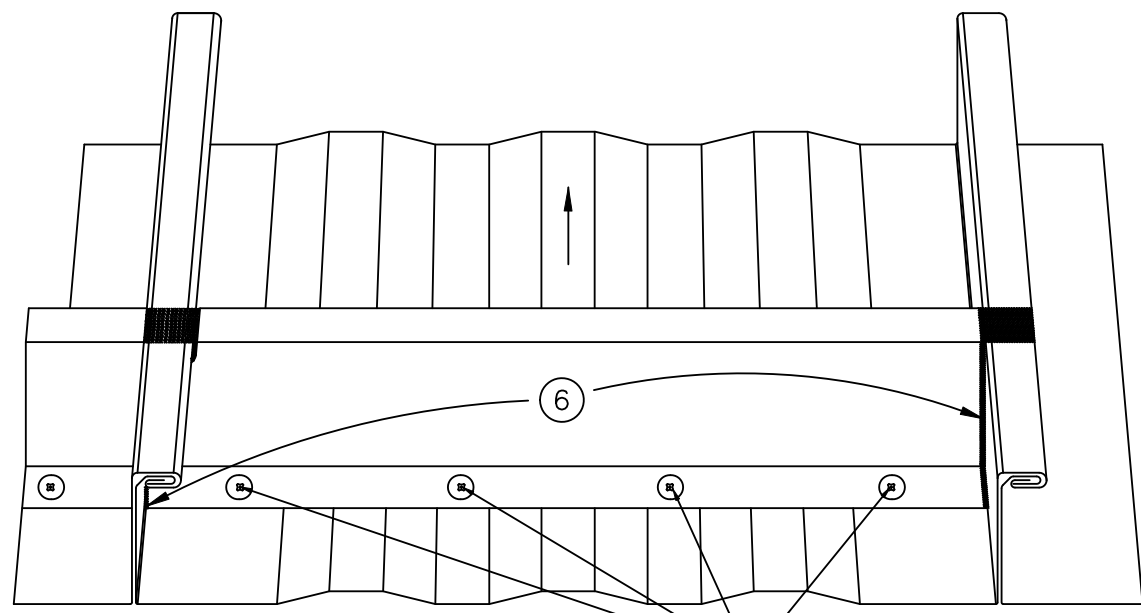
Step 4: Apply two rows of butyl tape to underside of zee.

Step 5: Install zee closure.

Step 6: Seal all contact points of zee and panel legs. Also seal over top of panel leg.



TWO ROWS OF BUTYL TAPE
SECTION A-A



FASTENERS PER SHOP DRAWINGS



Z INSTALLATION

JANUARY 2015

DIMENSIONAL METALS, INC.

3" = 1'-0"

CAP