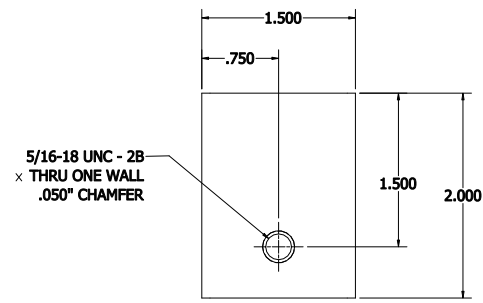
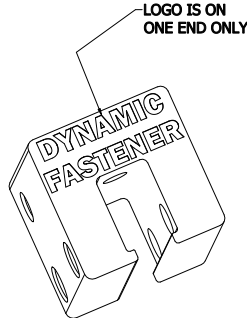
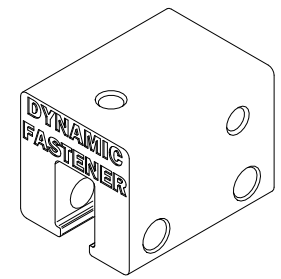


NOTE:
 1. DIMENSIONS AND NOTES ON THIS DRAWING SUPERSEDE TITLE BLOCK
 2. ALUMINUM ASSOCIATION STANDARD TOLERANCES APPLY FOR EXTRUSION PROFILE.
 3. ALL DIMENSIONAL LIMITS APPLY BEFORE COATING, I.E. PAINT COAT OR ANODIZE COAT.

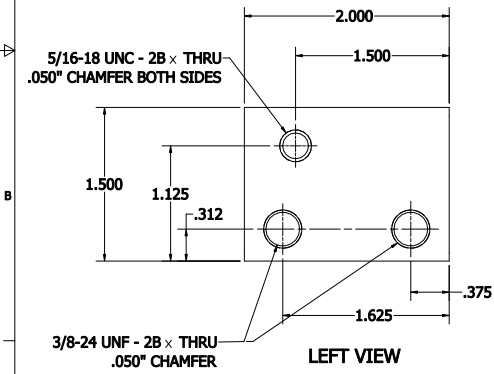
REVISION HISTORY				
REV	DESCRIPTION	ECN #	MFG APPRO	DATE



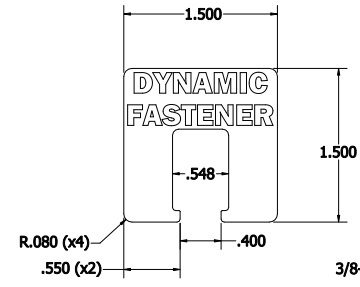
TOP VIEW



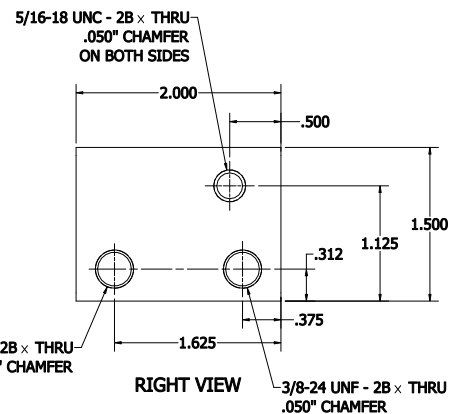
ISOMETRIC VIEW



LEFT VIEW



FRONT VIEW
 SEE DIE PRINT AF-5242



RIGHT VIEW

DYNAMIC FASTENER **ITEM CODE:**
5242F9002

DIMENSIONS ARE IN INCHES.
 ALUMINUM ASSOCIATION STANDARD TOLERANCES APPLY FOR EXTRUSION PROFILE ONLY, UNLESS OTHERWISE SPECIFIED, FAB DIMS TOLERANCES ARE:
 FRACTIONAL: $\pm .005$; ANGULARITY: $\pm .1$;
 (.005 \pm .000) (.005 \pm .001) (.005 \pm .003)
 DRAWING GENERATED BY INVENTOR SOFTWARE

THE INFORMATION CONTAINED IN THIS DRAWING IS THE SOLE PROPERTY OF DYNAMIC FASTENER. ANY REPRODUCTION IN PART OR WHOLE WITHOUT THE WRITTEN PERMISSION OF DYNAMIC FASTENER IS PROHIBITED.

DRAWN BY: DYLE	DATE: 9/2/2015	DYNAMIC FASTENER	
FINISH: MILL	MASS: 0.318 lbmass		
MATERIAL: ALUM ALLOY 6005A-T61	ITEM CODE: 5242F9002	PART NAME: DYNA-CLAMP DC-U	
LENGTH: 2"	CAD FILE: M\FAB/ALEX/SAP DOC/DYNAMIC FASTENER	SIZE: DRAWING NO.: C DYNA-CLAMP DC-U	REV.
DO NOT SCALE DRAWING		SHEET 1 OF 1	