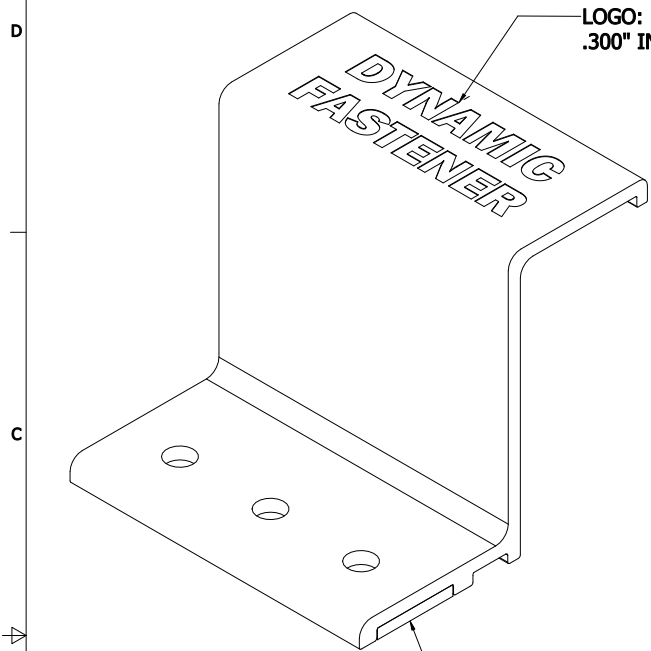


NOTE:
 1. DIMENSIONS AND NOTES ON THIS DRAWING SUPERSEDE TITLE BLOCK
 2. ALUMINUM ASSOCIATION STANDARD TOLERANCES APPLY FOR EXTRUSION PROFILE.
 3. ALL DIMENSIONAL LIMITS APPLY BEFORE COATING, I.E. PAINT COAT OR ANODIZE COAT.

REVISION HISTORY				
REV	DESCRIPTION	ECN #	MFG APPRO	DATE
0				



LOGO: OUTLINE LETTERS ONLY,
 .300" IN HEIGHT

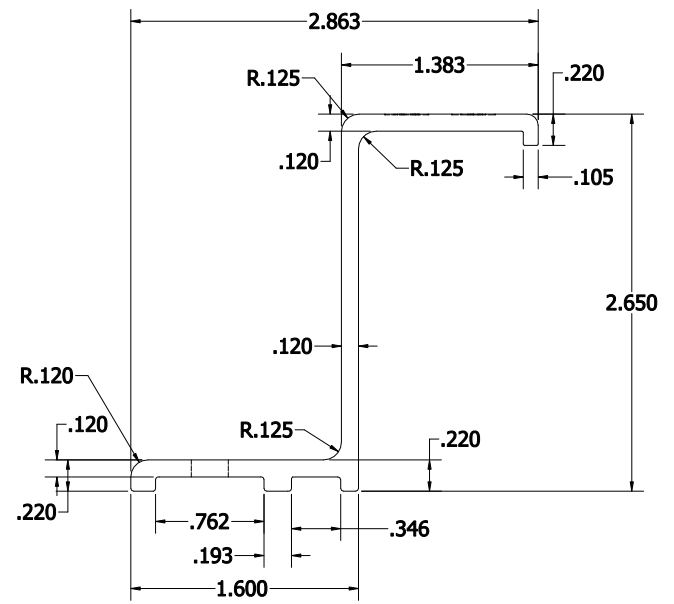

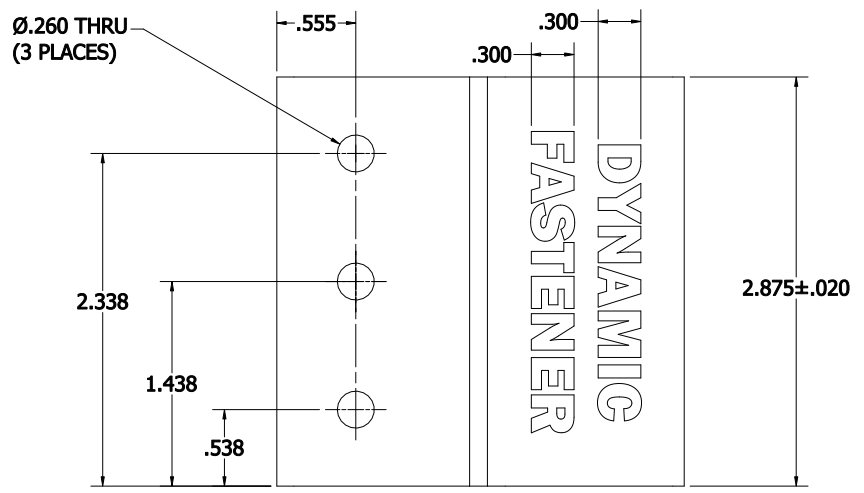
ISOMETRIC VIEW

BUTYL TAPE (DF0BT034)
 WILL BE INSTALLED AT
 FAB PACKING DEPT.

ITEM CODE: 5245F9003

DRAWING APPROVED BY: _____

DATE: _____



EXT. VIEW, DIE AF-5245
 SEE DIE PRINT

THE INFORMATION CONTAINED IN THIS DRAWING IS THE SOLE PROPERTY OF DYNAMIC FASTENER. ANY REPRODUCTION IN PART OR WHOLE WITHOUT THE WRITTEN PERMISSION OF DYNAMIC FASTENER, IS PROHIBITED.

DIMENSIONS ARE IN INCHES.
 ALUMINUM ASSOCIATION STANDARD TOLERANCES APPLY FOR EXTRUSION PROFILE ONLY, UNLESS OTHERWISE SPECIFIED, FAB DIMS TOLERANCES ARE:
 FRACTIONAL: ±.01" ; ANGULARITY: ±1'
 [.XXX : ±.020] [.XX : ±.031] [.X : ±.063]
 DRAWING GENERATED BY INVENTOR SOFTWARE

DRAWN BY: DHLE	DATE: 10/15/2018	DYNAMIC FASTENER	
FINISH: MILL FINISH	MASS: N/A	CUSTOMER: DYNAMIC FASTENER	
MATERIAL: EXT DIE AF-5245	ITEM CODE: 5245F9003	PART NAME: DYNA-MOUNT 2	
LENGTH: 2.875"	CAD FILE: M/FAB/ALEX/SAP DOC/DYNAMIC FASTENER	SIZE C	DRAWING NO.: DYNA-MOUNT 2
		REV. 0	SHEET 1 OF 1