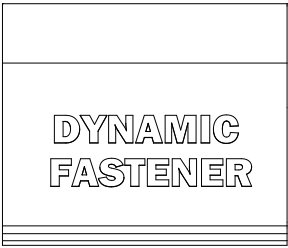


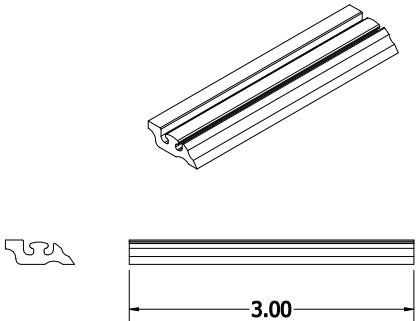

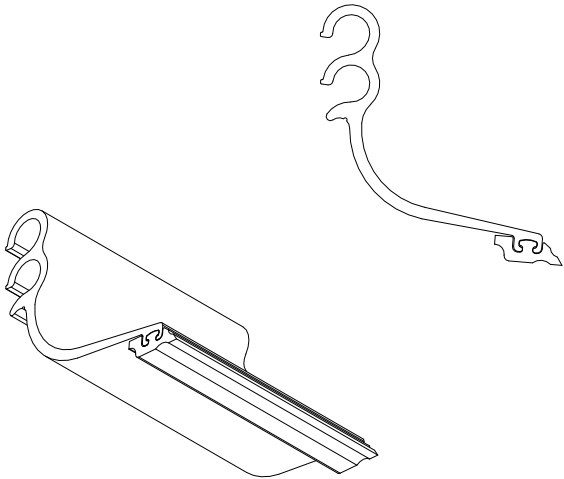
NOTE:
1. DIMENSIONS AND NOTES ON THIS DRAWING SUPERSEDE TITLE BLOCK
2. ALUMINUM ASSOCIATION STANDARD TOLERANCES APPLY FOR EXTRUSION PROFILE.
3. ALL DIMENSIONAL LIMITS APPLY BEFORE COATING, I.E. PAINT COAT OR ANODIZE COAT.

REVISION HISTORY				
REV	DESCRIPTION	ECN #	MFG APPRO	DATE


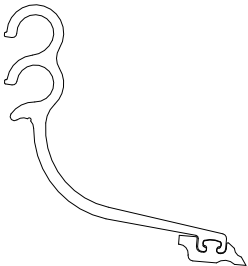
DYNAMIC FASTENER
ITEM CODE: 5236F9003



ISOMETRIC VIEW



RUBBER FOOT
ITEM CODE: DYNASNW



EXT. VIEW, DIE AF-5236
SEE DIE PRINT

DRAWN BY: DHLE	DATE: 8/25/2015	DYNAMIC FASTENER		
FINISH: RAW		CUSTOMER: DYNA-GUARD		
MASS: N/A		PART NAME: SNO-DAM 2		
MATERIAL: EXT DIE AF-5236		SIZE C	DRAWING NO.: SNO-DAM 2	REV.
ITEM CODE: 5236F9003				
LENGTH: 3"				
CAD FILE: M/FAB/ALEX/SAP DOC/DYNAMIC FASTENER		DO NOT SCALE DRAWING	SHEET 1 OF 1	

THE INFORMATION CONTAINED IN THIS DRAWING IS THE SOLE PROPERTY OF DYNAMIC FASTENER. ANY REPRODUCTION IN PART OR WHOLE WITHOUT THE WRITTEN PERMISSION OF DYNAMIC FASTENER IS PROHIBITED.

DIMENSIONS ARE IN INCHES.
ALUMINUM ASSOCIATION STANDARD TOLERANCES APPLY FOR EXTRUSION PROFILE ONLY, UNLESS OTHERWISE SPECIFIED, FAB DIMS TOLERANCES ARE:
FRACTIONAL: ±.015" ; ANGULARITY: ±1°~
[.XXX : ±.020] [.XX : ±.031] [.X : ±.063]
DRAWING GENERATED BY INVENTOR SOFTWARE