

NOTE:
 1. DIMENSIONS AND NOTES ON THIS DRAWING SUPERSEDE TITLE BLOCK
 2. ALUMINUM ASSOCIATION STANDARD TOLERANCES APPLY FOR EXTRUSION PROFILE.
 3. ALL DIMENSIONAL LIMITS APPLY BEFORE COATING, I.E. PAINT COAT OR ANODIZE COAT.

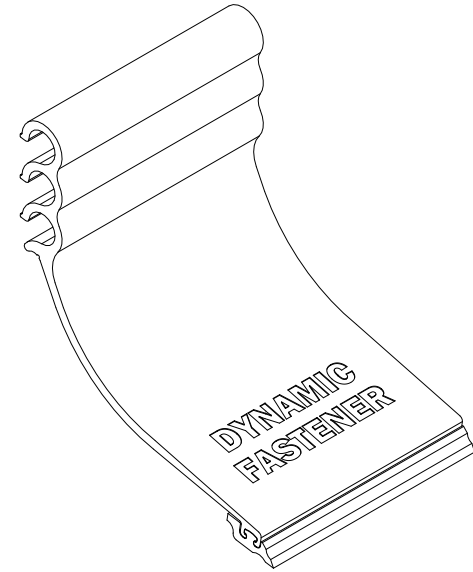
REVISION HISTORY				
REV	DESCRIPTION	ECN #	MFG APPRO	DATE
0				

DYNAMIC FASTENER
ITEM CODE: 5237F9003

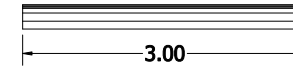
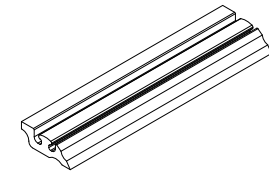
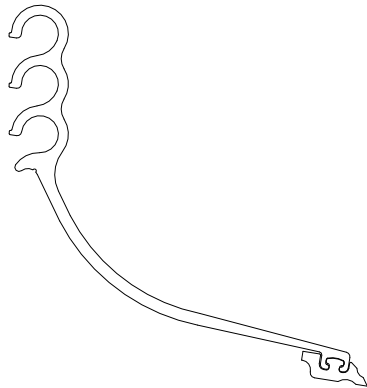
DYNAMIC
FASTENER

3.000 ± .030

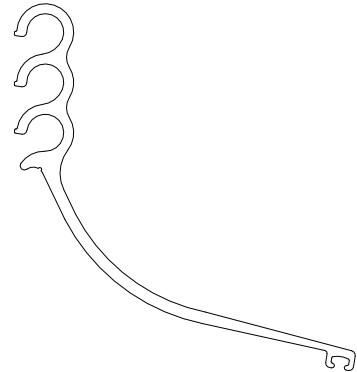
DYNAMIC
FASTENER




ISOMETRIC VIEW



RUBBER FOOT
ITEM CODE: DYNASNW



EXT. VIEW, DIE AF-5237
 SEE DIE PRINT



3.000 ± .030

THE INFORMATION CONTAINED IN THIS DRAWING IS THE SOLE PROPERTY OF DYNAMIC FASTENER. ANY REPRODUCTION IN PART OR WHOLE WITHOUT THE WRITTEN PERMISSION OF DYNAMIC FASTENER IS PROHIBITED.

DIMENSIONS ARE IN INCHES.
 ALUMINUM ASSOCIATION STANDARD TOLERANCES APPLY FOR EXTRUSION PROFILE ONLY, UNLESS OTHERWISE SPECIFIED, FAB DIMS TOLERANCES ARE:
 FRACTIONAL: ±.01" ; ANGULARITY: ±1~
 [.XXX : ±.020] [.XX : ±.031] [.X : ±.063]
 DRAWING GENERATED BY INVENTOR SOFTWARE

DRAWN BY: DHLE	DATE: 8/25/2015	DYNAMIC FASTENER		
FINISH: RAW				
MASS: N/A		CUSTOMER: DYNA-GUARD		
MATERIAL: EXT DIE AF-5237		PART NAME: SNO-DAM 3		
ITEM CODE: 5237F9003		SIZE C	DRAWING NO.: SNO-DAM 3	REV. 0
LENGTH: 3"		CAD FILE: M/FAB/ALEX/SAP DOC/DYNAMIC FASTENER		DO NOT SCALE DRAWING
				SHEET 1 OF 1