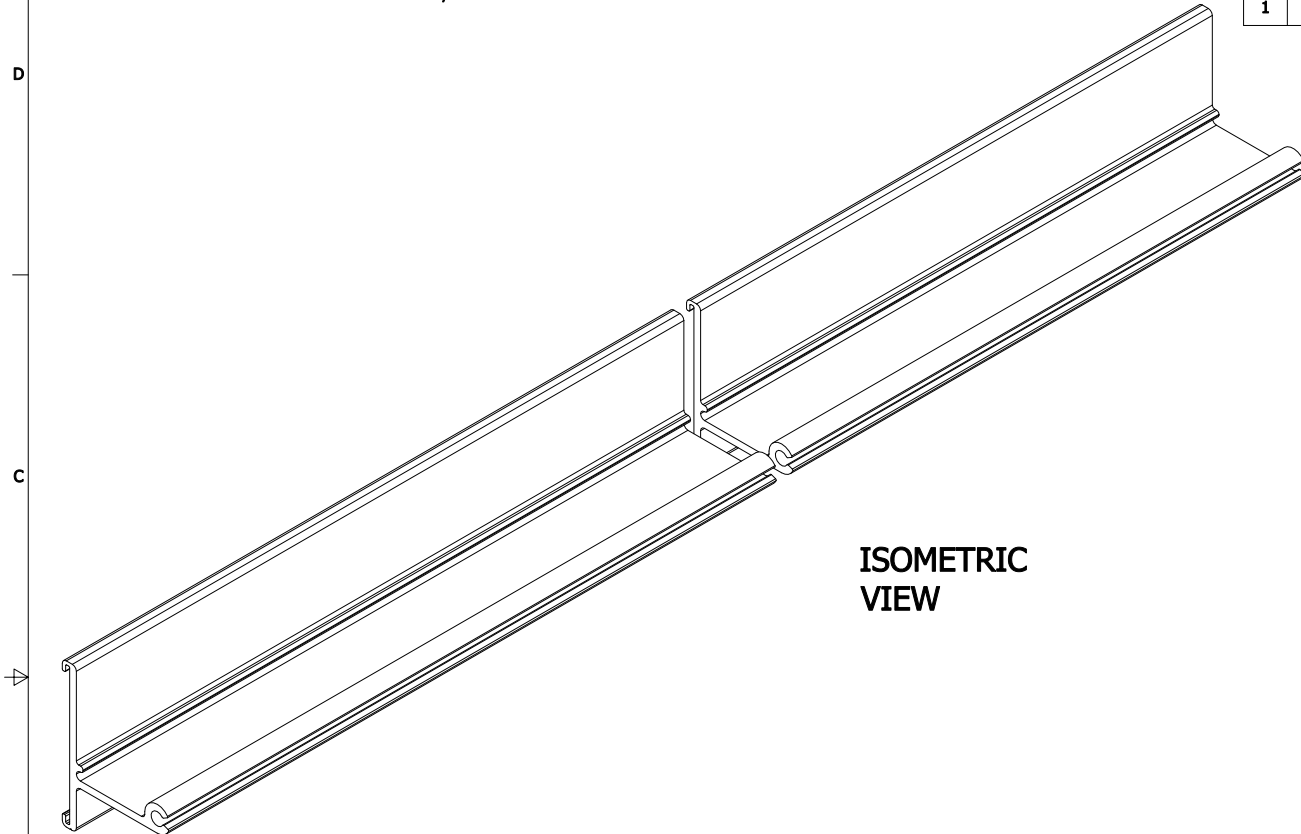
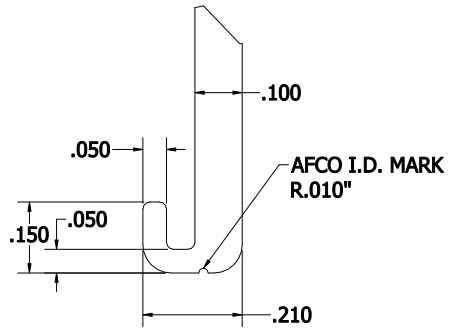


NOTE:
 1. DIMENSIONS AND NOTES ON THIS DRAWING SUPERSEDE TITLE BLOCK
 2. ALUMINUM ASSOCIATION STANDARD TOLERANCES APPLY FOR EXTRUSION PROFILE.
 3. ALL DIMENSIONAL LIMITS APPLY BEFORE COATING, I.E. PAINT COAT OR ANODIZE COAT.

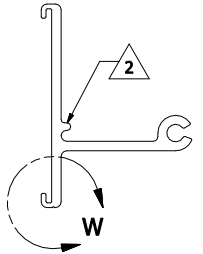
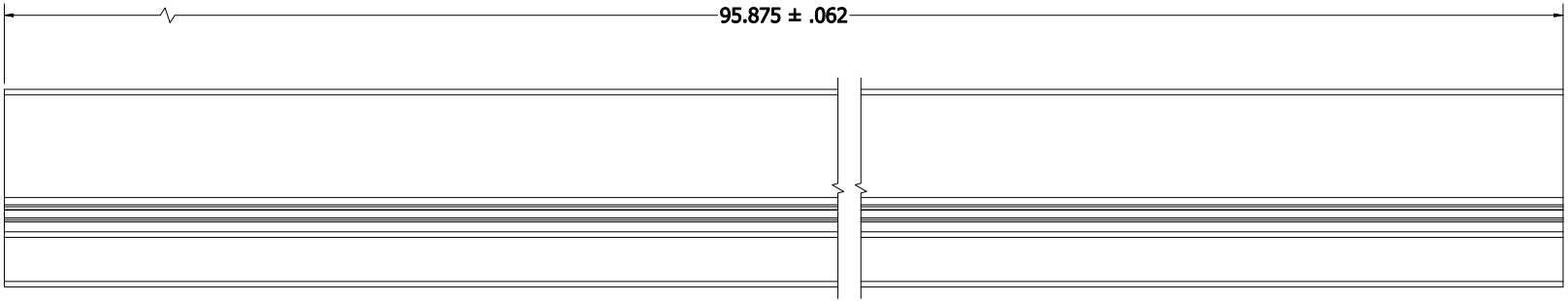
REVISION HISTORY				
REV	DESCRIPTION	ECN #	MFG APPROVED BY	DATE
2	ADDED LIP PER CUSTOMER REQUEST, KEVIN PERZ	101891	KEVIN P.	09/11/18
1	ADD I.D. MARK PER CUSTOMER REQUEST	N/A	KEITH T.	11/18/2015



ISOMETRIC VIEW



DETAIL W
SCALE 5X



EXT. VIEW
SEE DIE PRINT
AF-5243

ITEM CODE: 5243F9100 (for 4.5" Dyna-Splice)

DRAWN BY: DHLE	DATE: 8/20/2015	DYNAMIC FASTENER	
FINISH: MILL	MASS: N/A	CUSTOMER: DYNAMIC FASTENER	
MATERIAL: ALUM ALLOY 6005A-T61	ITEM CODE: 5243F9100	PART NAME: UNPUNCHED DYNA-GUARD	
LENGTH: 95.875"	CAD FILE: M/FAB/ALEX/SAP DOC/DYNAMIC FASTENER	SIZE C	DRAWING NO.: UNPUNCHED DYNA-GUARD
		REV. 2	
		DO NOT SCALE DRAWING	SHEET 1 OF 1

DIMENSIONS ARE IN INCHES.
 ALUMINUM ASSOCIATION STANDARD TOLERANCES APPLY FOR EXTRUSION PROFILE ONLY, UNLESS OTHERWISE SPECIFIED, FAB DIMS TOLERANCES ARE:
 FRACTIONAL: ±.01" ; ANGULARITY: ±1'
 [.XXX : ±.020] [.XX : ±.031] [.X : ±.063]
 DRAWING GENERATED BY INVENTOR SOFTWARE

THE INFORMATION CONTAINED IN THIS DRAWING IS THE SOLE PROPERTY OF DYNAMIC FASTENER. ANY REPRODUCTION IN PART OR WHOLE WITHOUT THE WRITTEN PERMISSION OF DYNAMIC FASTENER. IS PROHIBITED.