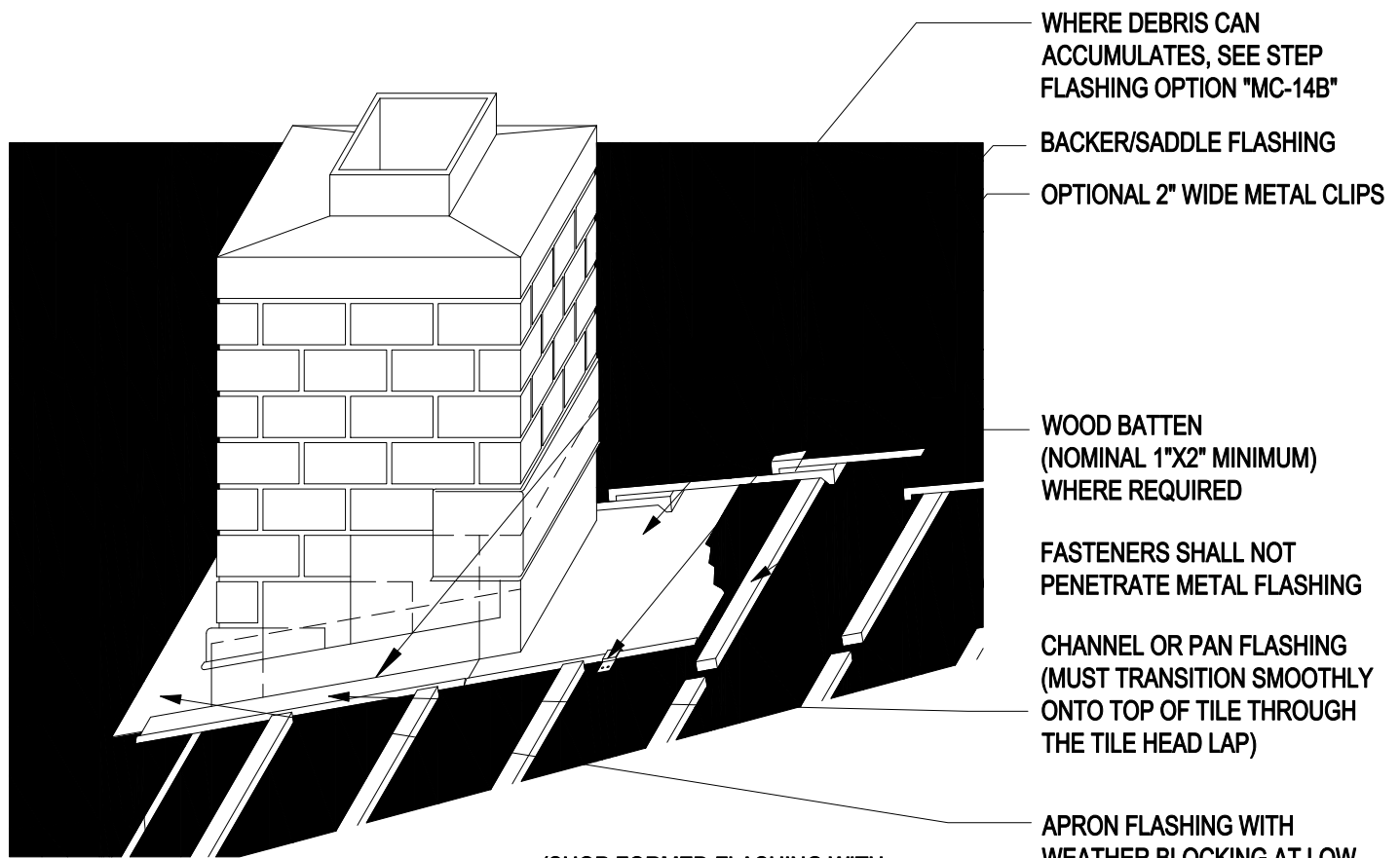


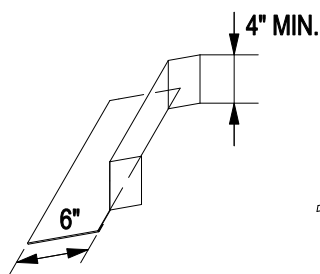
CHIMNEY FLASHING - PAN TYPE

(Chimney or other penetration 30" or less wide)

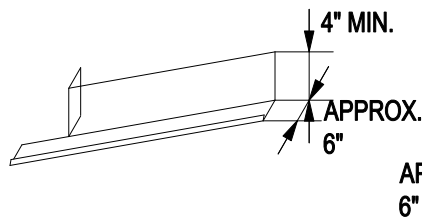
MC-14



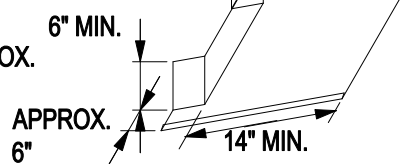
(SHOP FORMED FLASHING WITH SOLDERED OR SEALED SEAMS)



APRON FLASHING



PAN OR CHANNEL FLASHING



FLAT BACKER/SADDLE FLASHING

Notes:

1. Chimney flashing dimensions may vary according to local weather conditions, chimney size, chimney location, slope of roof, rafter length behind chimney and tributary water area.
2. A flat saddle flashing may be used for chimneys and other penetrations less than 30" in width. Extend a minimum of 6" up chimney and 14" up roof slope.
3. A diverter or cricket flashing is recommended for chimneys and other penetrations equal to or greater than 30" in width to promote positive runoff.
4. Dimensions shown are recommended minimums and are intended to be approximate to allow for reasonable tolerances due to field conditions.
5. Flashing must be securely fastened to chimney or framing
6. Underlayment must turn up chimney wall a minimum of 4 inches.