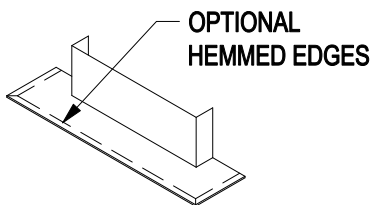
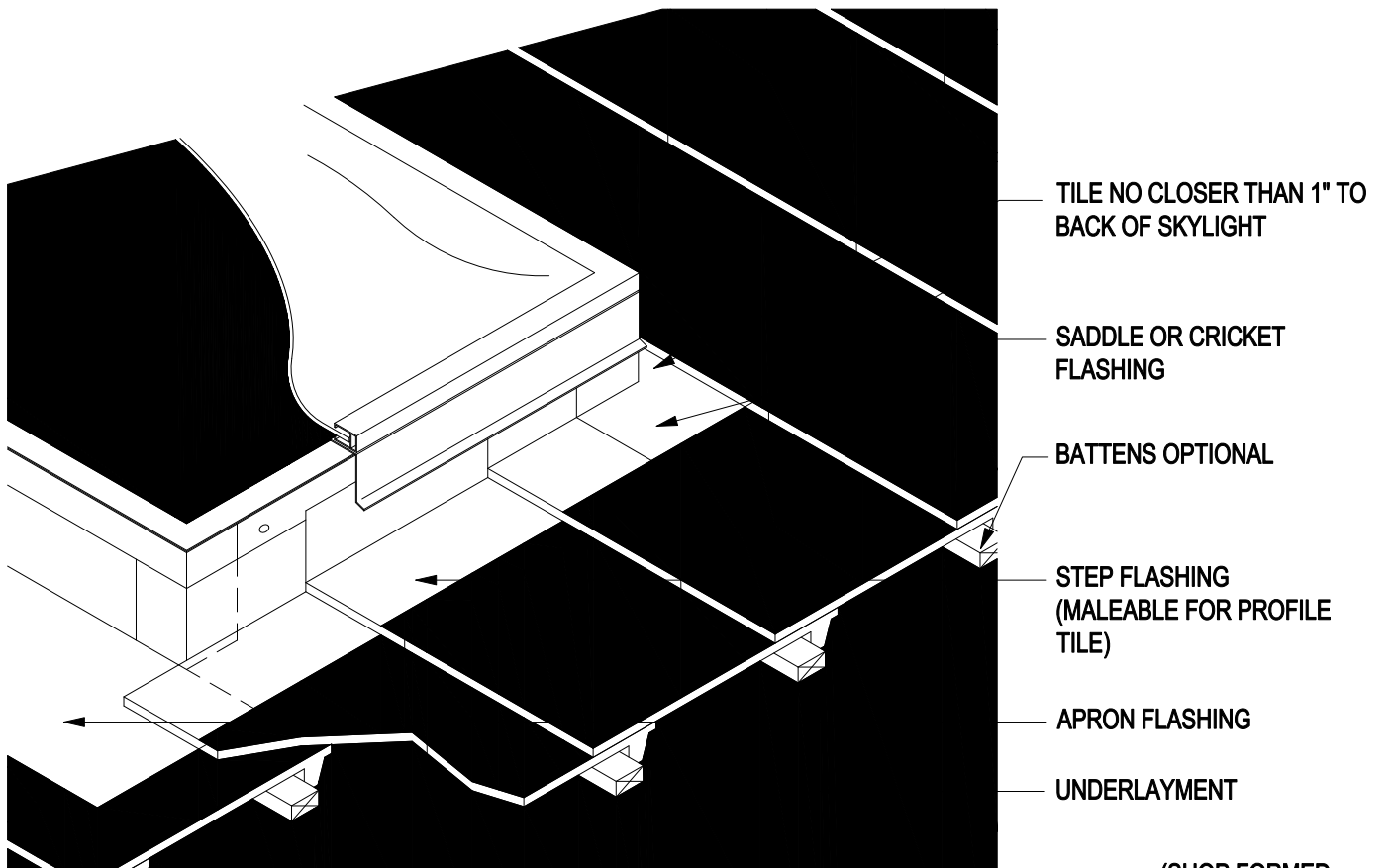


# SKYLIGHT STEP FLASHING

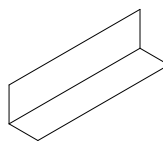
MC-16B

**NOTE:**

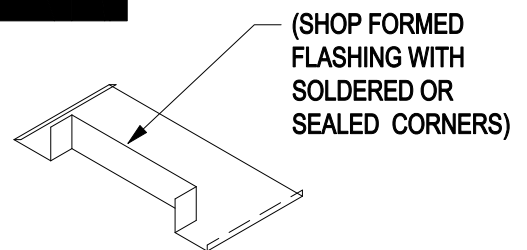
TYPICALLY USED IN AREAS WHERE DEBRIS CAN ACCUMULATE



APRON FLASHING



STEP FLASHING



BACKER FLASHING

**Notes:**

1. Skylight flashing dimensions will vary according to local weather conditions, size, location, slope of roof, rafter length behind skylight and tributary water area.
2. A saddle flashing will be allowed for skylights and other penetrations less than 30" in width. Extend a minimum of 6" or to top of curb and 14" up roof slope.
3. A cricket flashing is recommended for skylights and penetrations equal to or greater than 30" in width to promote positive runoff.
4. One layer of No. 30 asphalt-saturated felt complying with ASTM D-226 Type II (ASTM D4869 TypeIV), or approved equal as a minimum underlayment on all tile roof applications. Other underlayments as approved by local building officials will be allowed.
5. Dimensions shown are minimums and are intended to be approximate to allow for reasonable tolerances due to field conditions.
6. Maleable metal optional for profiled tile.