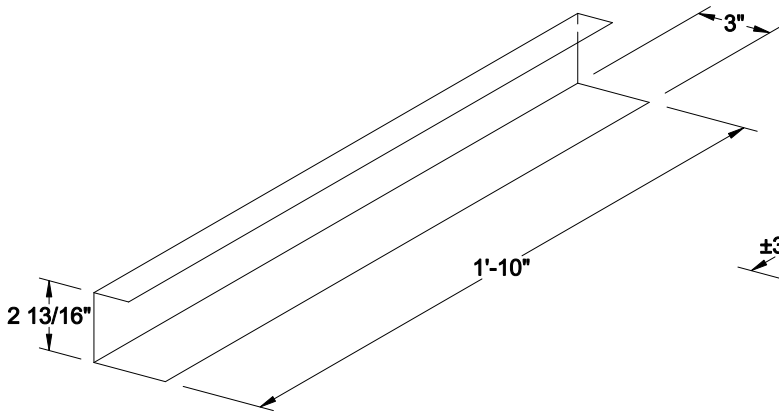
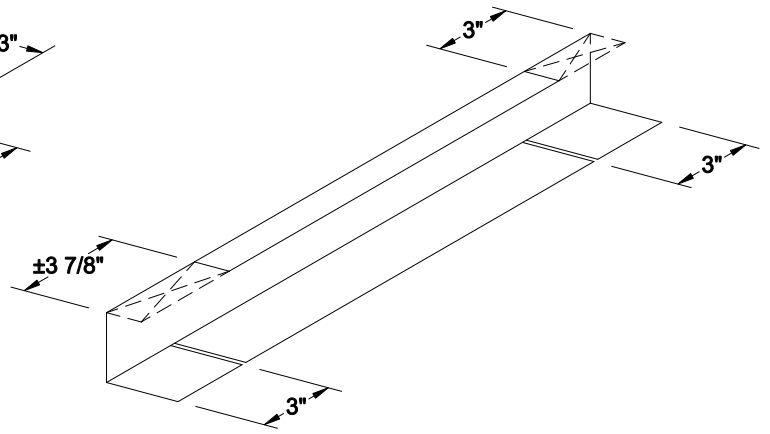


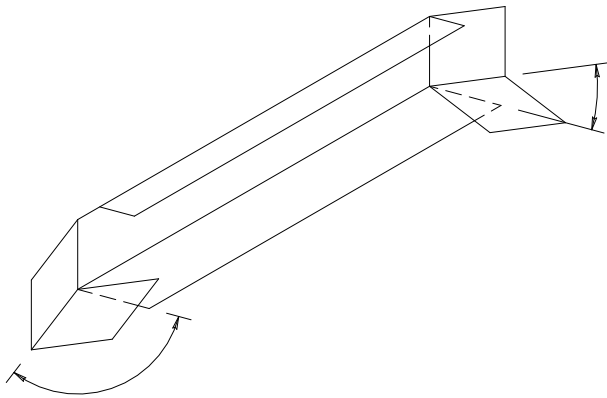
FIELD FORMING OF RIDGE CEE CLOSURES



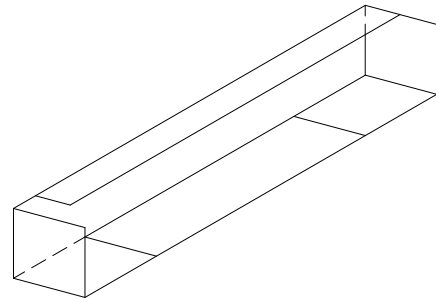
STEP 1: FIELD CUT 1'-10" PIECES FROM 10'-0" SECTIONS.



STEP 2: FIELD COPE TOP FLANGES AND NOTCH BOTTOM FLANGES.



STEP 3: FIELD BEND THE CEE CLOSURE ENDS AROUND COMPLETELY TO 90°.



FINISHED PRODUCT

ERECTOR NOTES:

1. ALL DIMENSIONS ARE NOMINAL AND FIELD ADJUSTMENTS OF THEM MAY BE NECESSARY TO ACHIEVE ULTIMATE WEATHERTIGHTNESS.
2. CEE CLOSURES @ HIP RIDGES ARE FIELD FORMED SIMILAR.

**BOX 515 RAILROAD STREET
SANDY LAKE, PENNSYLVANIA 16145-0515
PHONE: 800-245-0396 ° FAX: 724-376-3864**

"Fss-316" Standing Seam
Details

Field Forming Of Ridge
Closures

DRAWN BY: RW
CHECKED BY: CANON

DATE: 8/31/00
DATE:

DRAWING NO.
FSS316-6