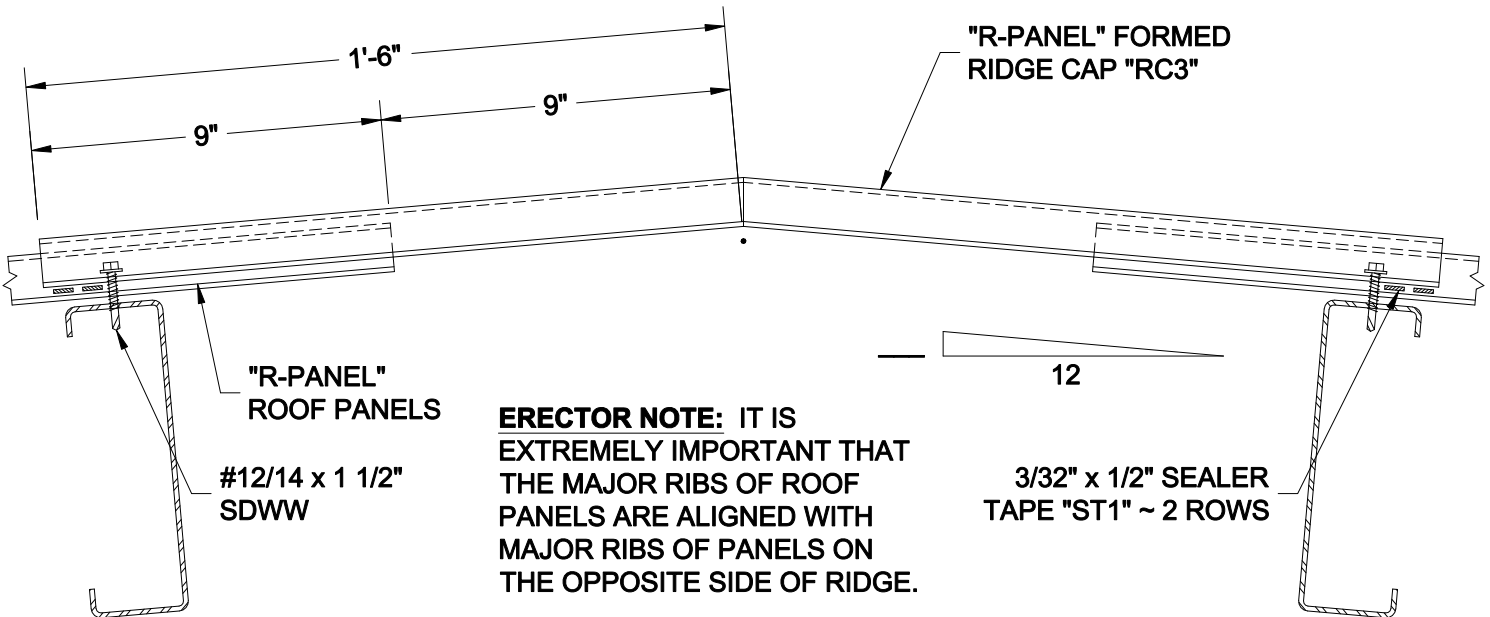


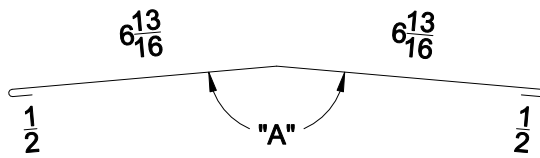
### RIDGE DETAIL



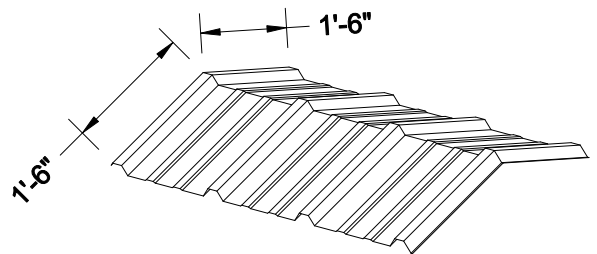
**ERECTOR NOTE:** IT IS EXTREMELY IMPORTANT THAT THE MAJOR RIBS OF ROOF PANELS ARE ALIGNED WITH MAJOR RIBS OF PANELS ON THE OPPOSITE SIDE OF RIDGE.

### FORMED RIDGE DETAIL

PITCH	"A" ANGLE
1:12	171°
2:12	161°
3:12	152°
4:12	143°
5:12	135°



"RC1" RIDGE CAP



"RC3" FORMED RIDGE CAP



BOX 515 RAILROAD STREET  
SANDY LAKE, PENNSYLVANIA 16145-0515  
PHONE: 800-245-0396 ° FAX: 724-376-3864

"R-Panel" Standard Details

Ridge Details

DRAWN BY: D. UREY

DATE: 10-25-02

DRAWING NO.

REVISED BY:

DATE:

R-Panel-7