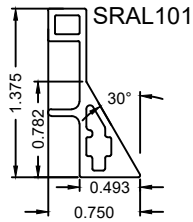
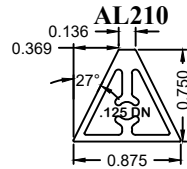
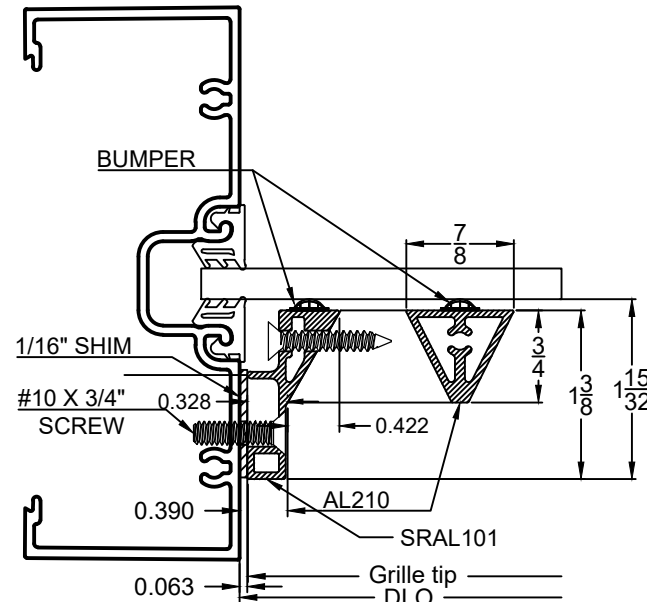


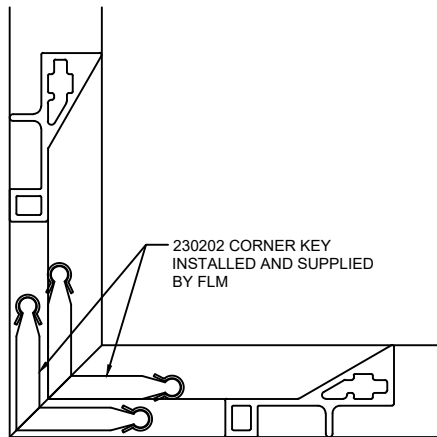
EXTRUSIONS



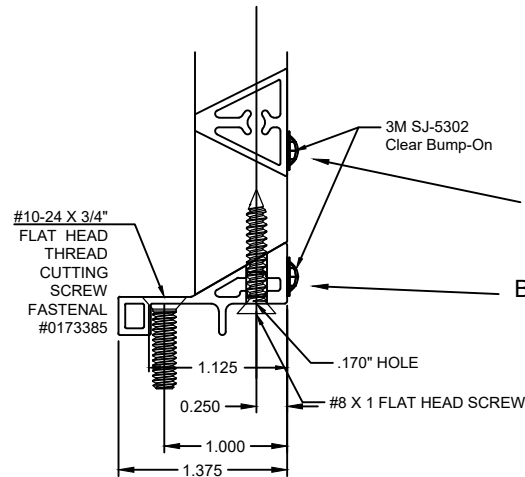
FULL ASSEMBLY



CORNER KEY



SCREWS AND ATTACHMENT HOLES



MOUNTING HOLE RULE FOR SRAL101

2- MOUNTING HOLES ON EACH VERTICAL  
3 - MOUNTING HOLES ON EACH VERTICAL 72" AND LONGER  
NO MOUNTING HOLES ON HORIZONTALS

SEND 10% EXTRA OF PAINTED SCREWS FOR MOUNTING HOLES

BUMP ON APPLIED @ EVERY DADO PER DRAWING

BUMP ON APPLIED BELOW EVERY MOUNTING HOLE PER DRAWING



610 JENSEN DR.  
MEDFORD, WI 54451  
PH: 715-748-2288  
FAX: 715-748-2881

REV	DATE	BY	DESCRIPTION
1	12/3/20	KE	CHANGED MOUNTING SCREW TO 10-24

DESCRIPTION: COMMERICAL SURROUND GRILLE MACHINING STANDARDS AL210-SRAL101			
FILE: X:\CADDATA\Drawings\Frontline\Commercial Grilles\ARCAT\Submitted\Grid_Type_AL210-SRAL101.dwg			
SCALE: 0.6395:1	TOL: ± 1/32	BY: KE	DATE: 8/9/18

PROPRIETARY NOTICE: THE INFORMATION CONTAINED IN THIS DRAWING IS THE SOLE PROPERTY OF FRONTLINE BLDG. PRODUCTS INC. ANY REPRODUCTION IN PART OR AS A WHOLE WITHOUT WRITTEN PERMISSION IS PROHIBITED.