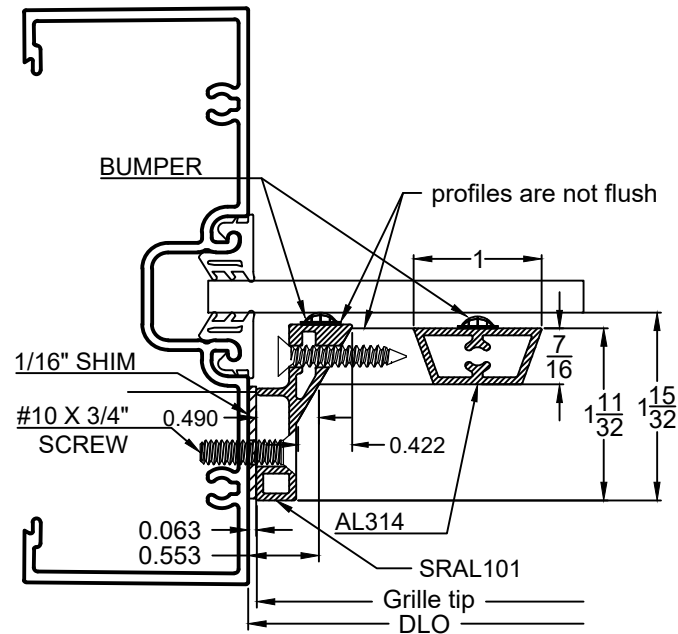
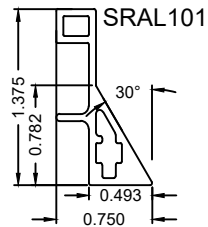
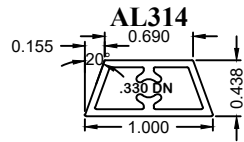
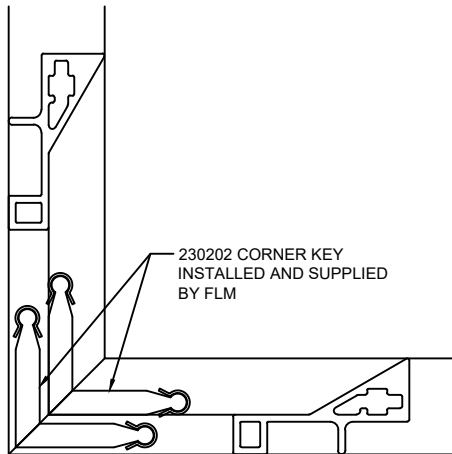


## EXTRUSIONS

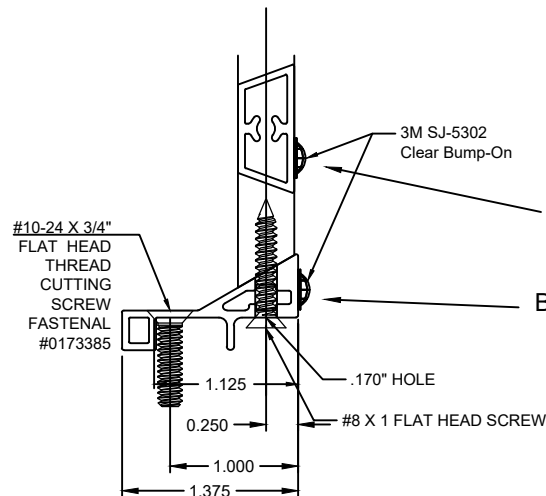
FULL ASSEMBLY



## CORNER KEY



## SCREWS AND ATTACHMENT HOLES



## MOUNTING HOLE RULE FOR SRAL101

2- MOUNTING HOLES ON EACH VERTICAL  
 3 - MOUNTING HOLES ON EACH VERTICAL 72" AND LONGER  
 NO MOUNTING HOLES ON HORIZONTALS

SEND 10% EXTRA OF PAINTED SCREWS FOR MOUNTING HOLES

BUMP ON APPLIED @ EVERY DADO PER DRAWING

BUMP ON APPLIED BELOW EVERY MOUNTING HOLE PER DRAWING



610 JENSEN DR.  
 MEDFORD, WI 54451  
 PH: 715-748-2288  
 FAX: 715-748-2881

REV	DATE	BY	DESCRIPTION

## DESCRIPTION:

COMMERICAL SURROUND GRILLE  
 MACHINING STANDARDS AL314-SRAL101

FILE: X:\CADDATA\Drawings\Frontline\Commercial Grilles\ARCAT\Submitted\Grid\_Type\_AL314-SRAL101

SCALE: 0.66667:1 TOL: ± 1/32 BY: WW DATE: 01/13/25

PROPRIETARY NOTICE: THE INFORMATION CONTAINED IN THIS DRAWING IS THE SOLE PROPERTY OF FRONTLINE BLDG. PRODUCTS INC. ANY REPRODUCTION IN PART OR AS A WHOLE WITHOUT WRITTEN PERMISSION IS PROHIBITED.

X:\CADDATA\Drawings\Frontline\Commercial Grilles\ARCAT\Submitted\Grid\_Type\_AL314-SRAL101.dwg, 4/10/2025 1:28:46 PM, Wendy,