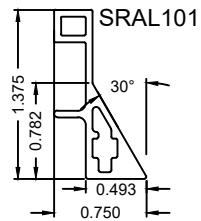
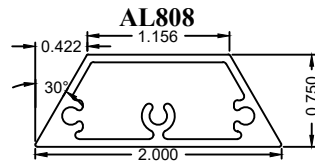
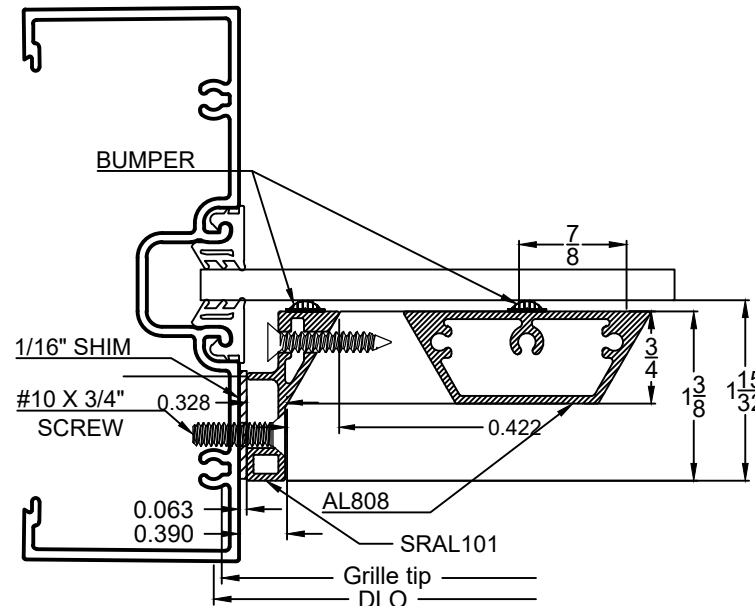


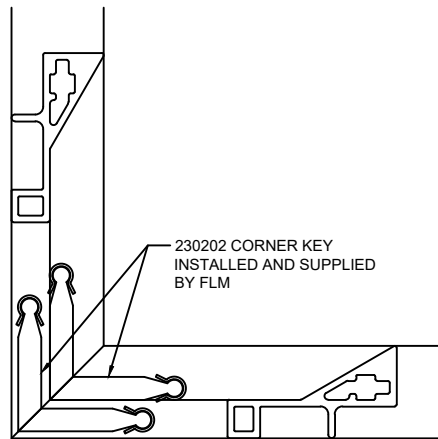
EXTRUSIONS



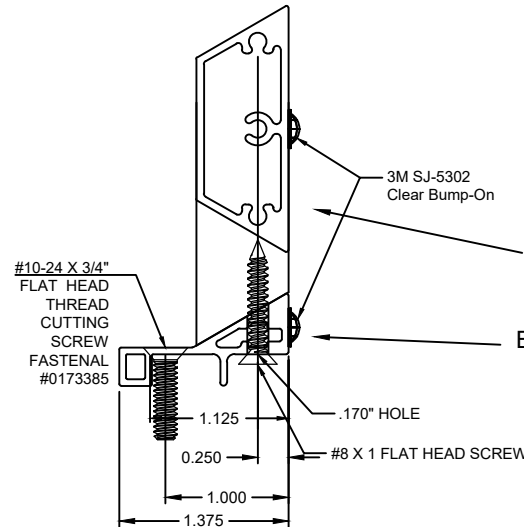
FULL ASSEMBLY



CORNER KEY



SCREWS AND ATTACHMENT HOLES



MOUNTING HOLE RULE FOR SRAL101

- 2- MOUNTING HOLES ON EACH VERTICAL
- 3 - MOUNTING HOLES ON EACH VERTICAL 72" AND LONGER
- NO MOUNTING HOLES ON HORIZONTALS

SEND 10% EXTRA OF PAINTED SCREWS FOR MOUNTING HOLES

BUMP ON APPLIED @ EVERY INTERSECTION PER DRAWING

BUMP ON APPLIED BELOW EVERY MOUNTING HOLE PER DRAWING



610 JENSEN DR.
MEDFORD, WI 54451
PH: 715-748-2288
FAX: 715-748-2881

REV	DATE	BY	DESCRIPTION

DESCRIPTION: COMMERICAL SURROUND GRILLE MACHINING STANDARDS AL808-SRAL101			
FILE: X:\CADDATA\Drawings\Frontline\Commercial Grilles\ARCAT\Submitted\Grid_Type_AL808-SRAL101.dwg			
SCALE: 0.64082:1	TOL: ± 1/32	BY: WW	DATE: 01/13/25

PROPRIETARY NOTICE: THE INFORMATION CONTAINED IN THIS DRAWING IS THE SOLE PROPERTY OF FRONTLINE BLDG. PRODUCTS INC. ANY REPRODUCTION IN PART OR AS A WHOLE WITHOUT WRITTEN PERMISSION IS PROHIBITED.