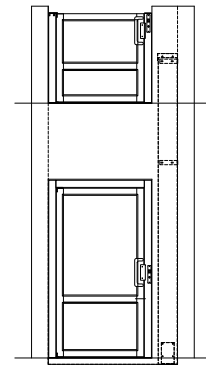

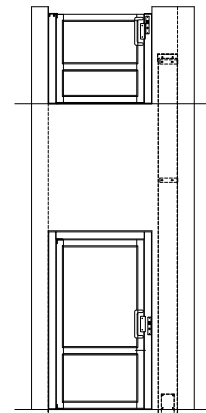


LARGE-SIZE PLATFORM WITH 360 (SIDE) DEGREE ENTRY/EXIT

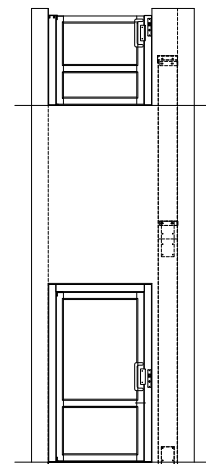
LIFTS SHOWN IN A 3" PIT
FOR FLOOR MOUNT -> RAMP REQUIRED



GVL-EN-120



GVL-EN-144



GVL-EN-168