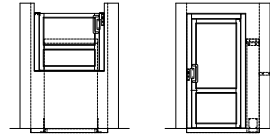
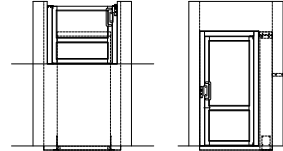


STANDARD-SIZE PLATFORM WITH 90 DEGREE ENTRY/EXIT

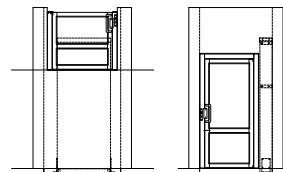


GVL-EN-42

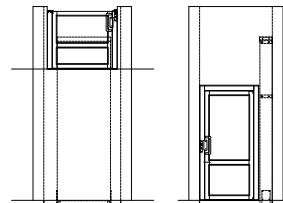


GVL-EN-60

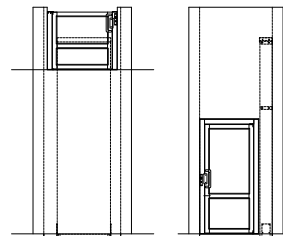
LIFTS SHOWN IN A 3" PIT  
FOR FLOOR MOUNT -> RAMP REQUIRED



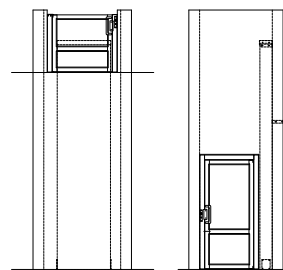
GVL-EN-72



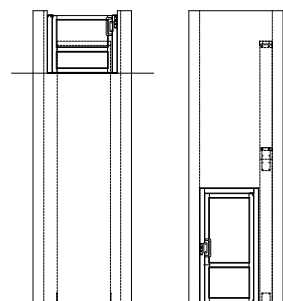
GVL-EN-96



GVL-EN-120



GVL-EN-144



GVL-EN-168