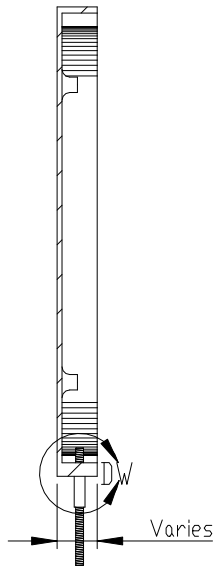
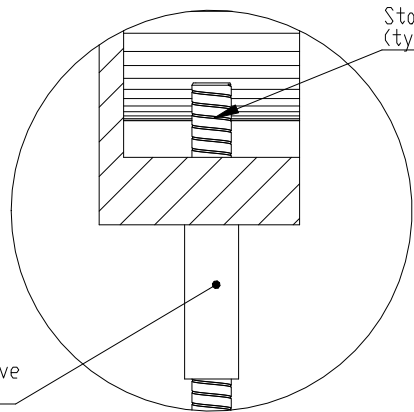


FRONT VIEW II SCALE 1:5

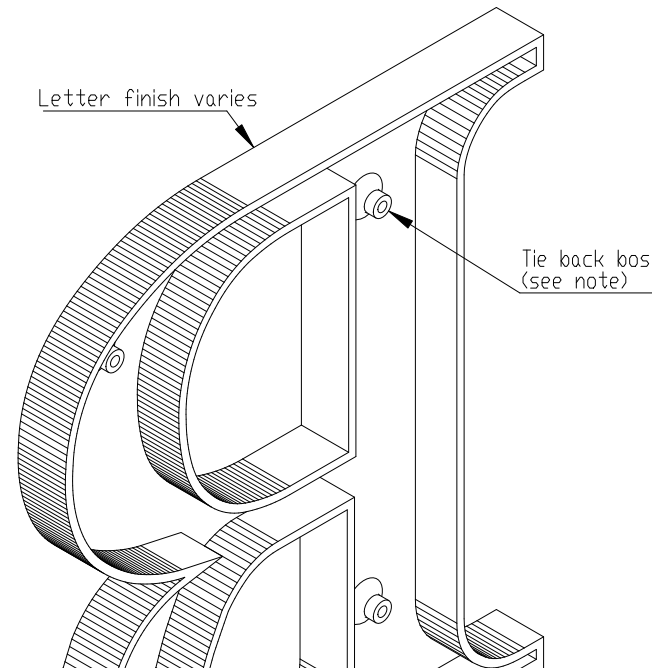
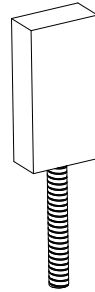


SECTION A-A II SCALE 1:5



DETAIL DW II SCALE 1:1

NOTE Styles with thin strokes or small letters may be cast solid



ISOMETRIC BACK VIEW II SCALE 1:3

Standard returns  
Bead blasted

Tie back boss  
(see note)

Threaded studs

0 - 7 return draft - thickness/depth  
- varies by style and height

NOTES:

- Letters 4"-24", Minimum 3/8" thick
- Tie back required (not supplied) on letters >8" high
- Typical stud length 2" beyond bottom of letter
- Round letters (B, C, G, J, Q, S, U) sanded flat on bottom- optional
- Minimum of 2 studs per letter
- 3/8" - 1/2" deep, 4-6" high, 10/24 stainless steel studs
- Over 1/2" deep, or over 6" high, 1/4-20 stainless steel studs
- Standard catalog styles or customer per vector art. Flat faced/round/prismatic profile options. Typical 3/16" - 1/4" wall thickness on hollow back letters/logos.
- Letters or logos, standard or custom



TITLE: CAST METAL BOTTOM STUD MOUNT			
MATERIAL: ALUMINUM OR BRONZE	PRODUCT TYPE: CAST METAL		
DWG NO. CAST20	REV 10/26/16	SCALE: AS INDICATED	SHEET 1 OF 1