
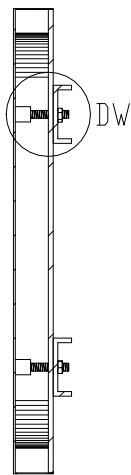


PRODUCT CONSTRUCTION EXAMPLE

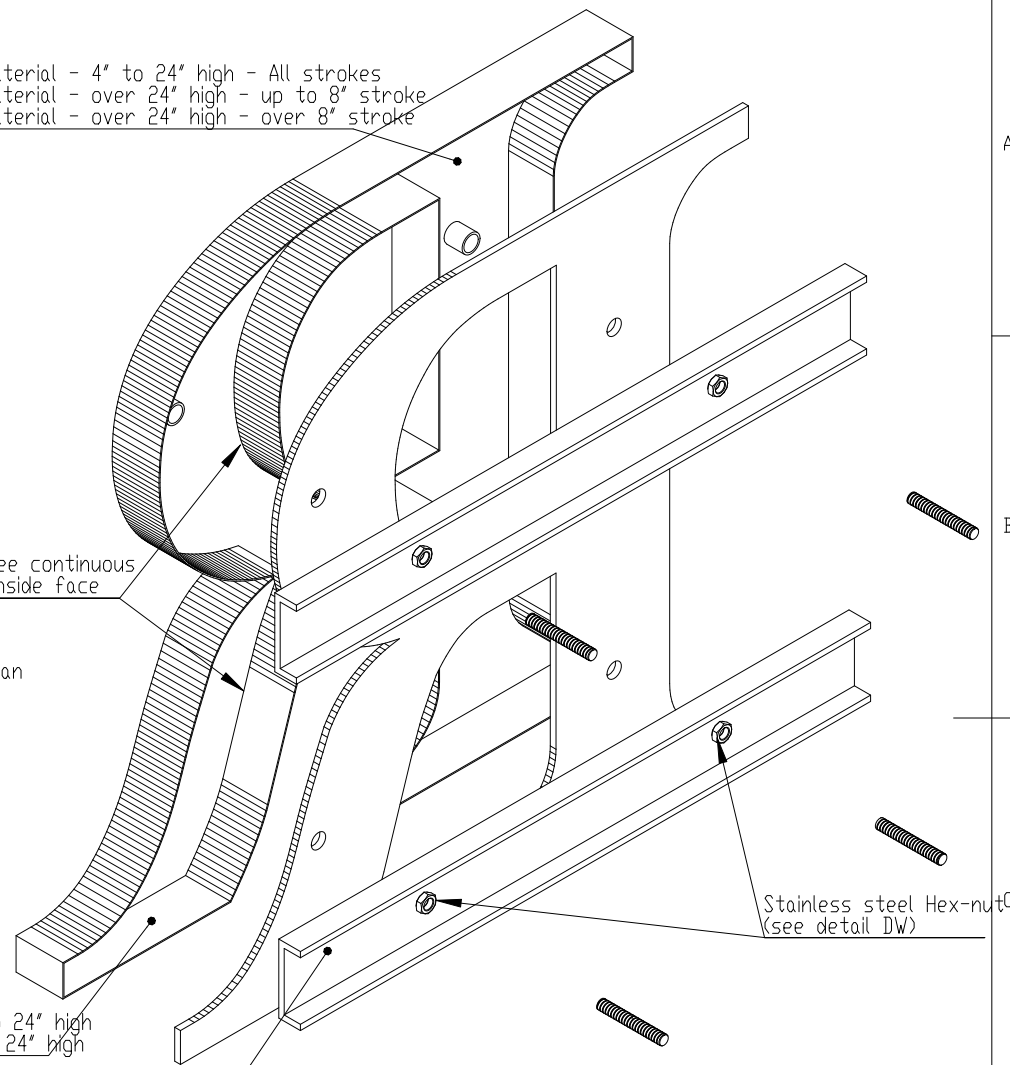


FRONT VIEW II SCALE 1:5

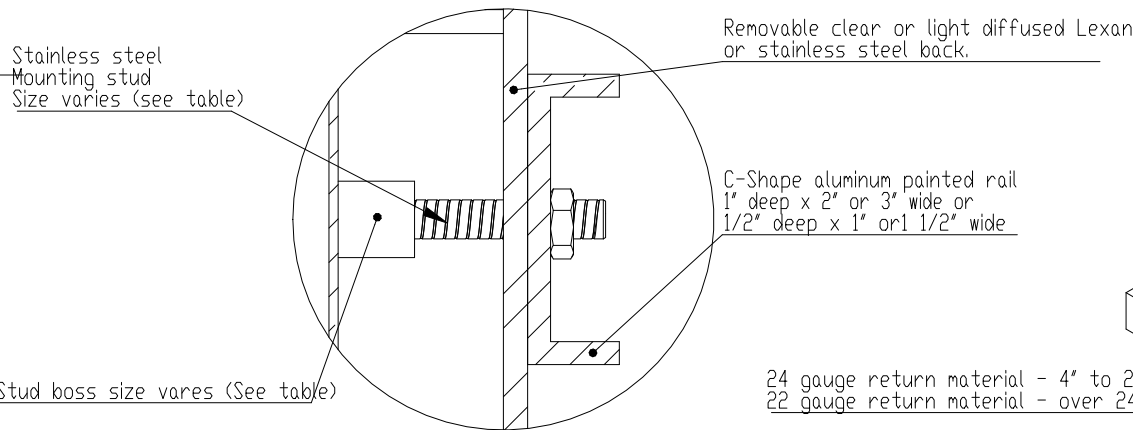


SECTION A-A II SCALE 1:5

18 gauge face material - 4" to 24" high - All strokes
 18 gauge face material - over 24" high - up to 8" stroke
 16 gauge face material - over 24" high - over 8" stroke



ISOMETRIC BACK VIEW II SCALE 1:3



DETAIL DW II SCALE 1:1

Stainless steel Mounting stud
 Size varies (see table)

Stud boss size varies (See table)

Removable clear or light diffused Lexan or stainless steel back.

C-Shape aluminum painted rail
 1" deep x 2" or 3" wide or
 1/2" deep x 1" or 1 1/2" wide

Lead free continuous solder inside face

24 gauge return material - 4" to 24" high
 22 gauge return material - over 24" high

Rail position options
 Flushed to ends. Extended rails

Stainless steel Hex-nut
 (see detail DW)

BACK OPTIONS

- Light diffused Lexan: 0.177" thick
- Stainless steel - same gauge as face
- Clear Lexan: 4-24" high - 0.118 thick, over 24" - 0.236" thick

LETTER SIZE	MIN. DEPTH AND STROKE	STUD BOSS	STUD
4" to 6"	0.6"	15 mm	Small 6 - 32
over 6" to 24"	1.0"	25.4 mm	Medium 10 - 24
over 24"	1.75"	44.5 mm	Large 1/4 - 20

MATERIAL OPTIONS
 Standard - 304 prefinished stainless steel
 Optional - 316 prefinished stainless steel (more corrosion resistant)
 - 304 prefinished stainless with titanium coating



TITLE: METAL FACE WITH BACK - DOUBLE RAIL MOUNT			
MATERIAL: STAINLESS STEEL		PRODUCT TYPE: FABRICATED METAL	
DWG NO. FAB110	REV 11/21/16	SCALE: AS INDICATED	SHEET 1 OF 1