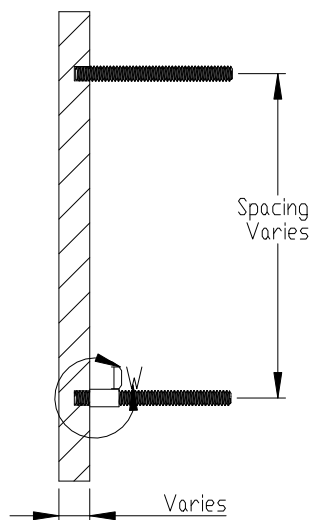
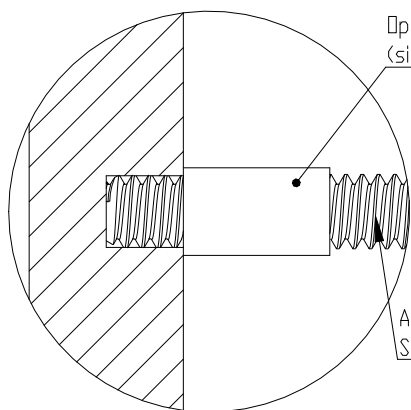


FRONT VIEW II SCALE 1:2.5



SECTION VIEW A-A II SCALE 1:2.5



DETAIL DW II SCALE 2:1

1/4" - 1" Thick (based on metal type)

Aluminum studs with aluminum letters
Stainless steel studs with other metal types

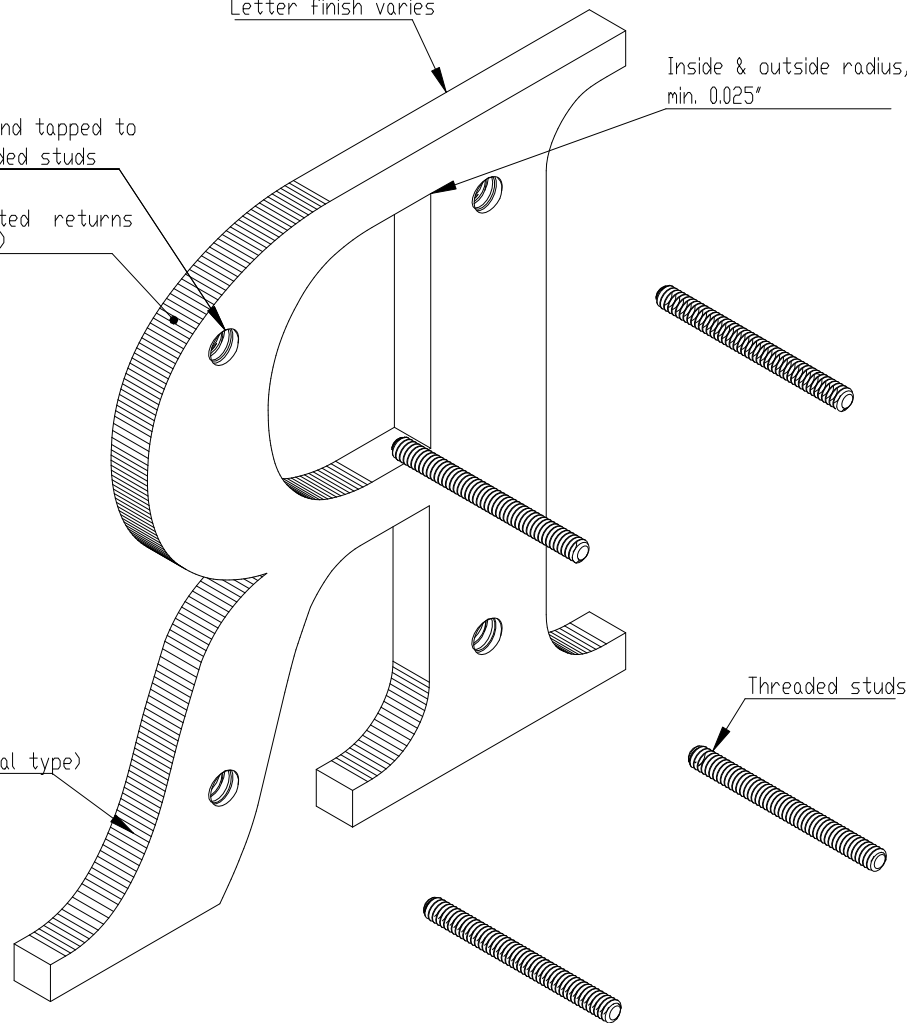
Holes drilled and tapped to receive threaded studs

Bead blasted returns (standard)

Letter finish varies

Inside & outside radius, min. 0.025"

Threaded studs



ISOMETRIC BACK VIEW II SCALE 1:1.5

SIZE	MIN STUDS/LTR
Up to 3"	3 studs
over 3" - 15"	4 studs
Over 15"	6 studs
Punctuation	2 studs

NOTES:

- Typical stud length 2" beyond back of letter
- Letters under 15" high - 10/24 studs, 15"+ high - 1/4-20 studs.
- Less than 3/8" stroke, 6-32 or 4-40 studs
- Minimum 1/4" thick
- Letters or logos, standard or custom



TITLE: FLAT CUT METAL - STUD MOUNT			
MATERIAL: METAL		PRODUCT TYPE: FLAT CUT METAL	
DWG NO. FTMT10	REV 10/25/16	SCALE: AS INDICATED	SHEET 1 OF 1