

FEATURES

- SIX WHITE LEDS FOR MAXIMUM, UNIFORM ILLUMINATION OF THE PROCEDURE AREA.
- TOUCHLESS INTENSITY AND POWER CONTROLS HELP REDUCE RISK OF CROSS-CONTAMINATION.
- DISPOSABLE SHEATH AVAILABLE TO HELP REDUCE THE RISK OF CROSS-CONTAMINATION.
- LED LIFE OF 50,000 HOURS TO MAXIMIZE INVESTMENT.
- MAXIMIZE FLOOR SPACE WITH MULTIPLE MOUNTING OPTIONS, INCLUDING CEILING MOUNT.
- STANDARDIZE WITH A RUGGED, ERGONOMIC, LONG-LASTING AND HIGH-PERFORMANCE LIGHT.

SPECIFICATIONS

ELECTRICAL: INPUT: 100-240V - 50 HZ-60 HZ, 1.25A MAX

OPERATING ENVIRONMENT: TEMPERATURE LIMITS: HIGH: 95°F (35°C), LOW: 50°F (10°C)
 HUMIDITY LIMITATION: HIGH: 90%, LOW: 15%
 ATMOSPHERIC PRESSURE LIMITATION: HIGH: 1060 HPA, LOW: 500 HPA

TRANSPORT/STORAGE ENVIRONMENT: TEMPERATURE LIMITS: HIGH: 120°F (50°C), LOW: -4°F (-20°C)

HUMIDITY LIMITATION: HIGH: 90%, LOW: 15%
 ATMOSPHERIC PRESSURE LIMITATION: HIGH: 1060 HPA, LOW: 500 HPA

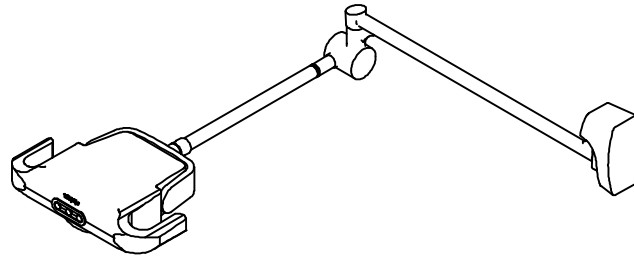
APPROVALS: IEC 60601-1, UL 60601-1, IEC 60601-1-2, CAN/CSA C22.2 NO 601.1-M90, AS/NZS3200

MANUFACTURER NOTES:


COPYRIGHT: [[2018]] HILL-ROM SERVICES, INC. ALL RIGHTS RESERVED

NOTES:

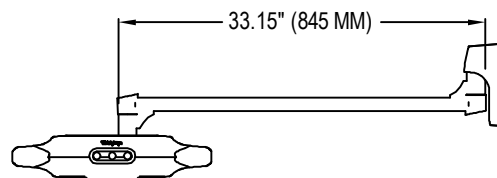
1. INSTALLATION TO BE COMPLETED IN ACCORDANCE WITH MANUFACTURER'S SPECIFICATIONS.
2. DO NOT SCALE DRAWING.
3. THIS DRAWING IS INTENDED FOR USE BY ARCHITECTS, ENGINEERS, CONTRACTORS, CONSULTANTS AND DESIGN PROFESSIONALS FOR PLANNING PURPOSES ONLY. THIS DRAWING MAY NOT BE USED FOR CONSTRUCTION.
4. ALL INFORMATION CONTAINED HEREIN WAS CURRENT AT THE TIME OF DEVELOPMENT BUT MUST BE REVIEWED AND APPROVED BY THE PRODUCT MANUFACTURER TO BE CONSIDERED ACCURATE.
5. CONTRACTOR'S NOTE: FOR PRODUCT AND COMPANY INFORMATION VISIT www.CADdetails.com/info AND ENTER REFERENCE NUMBER 5250-004



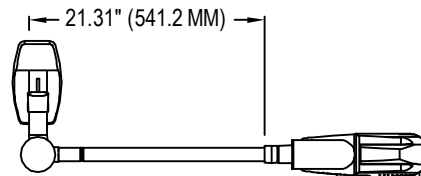
ISOMETRIC



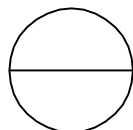
BOTTOM VIEW



FRONT VIEW



SIDE VIEW



EXAM LIGHTS

EXAM LIGHT GS900 WALL MOUNT