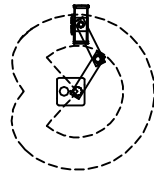
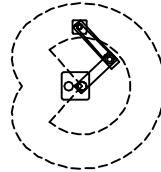


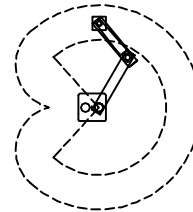
1730MLO



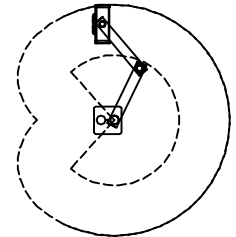
1730MLO - HORIZ



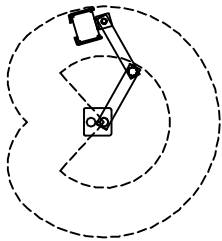
1865MML0



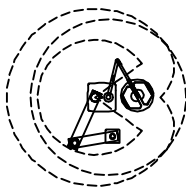
2300MML0



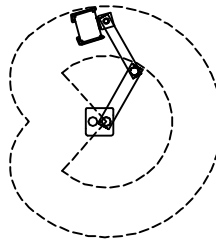
2600MLO - HORIZ



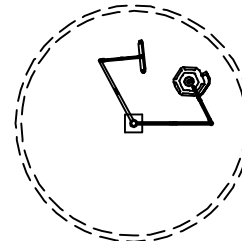
2600HL4



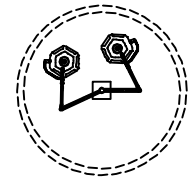
1995MLO - TL500



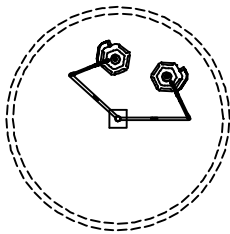
2600HL3D




1710H (1750-1600)




1770



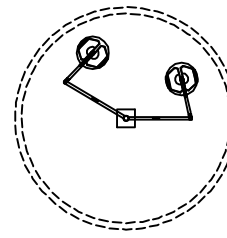
1770H (1600-1450)




TL510



TL550



TL550H (1600-1450)



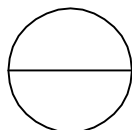
TL510H (1750-1600)

MANUFACTURER NOTES:

COPYRIGHT: [[2018]] HILL-ROM SERVICES, INC. ALL RIGHTS RESERVED

NOTES:

1. INSTALLATION TO BE COMPLETED IN ACCORDANCE WITH MANUFACTURER'S SPECIFICATIONS.
2. DO NOT SCALE DRAWING.
3. THIS DRAWING IS INTENDED FOR USE BY ARCHITECTS, ENGINEERS, CONTRACTORS, CONSULTANTS AND DESIGN PROFESSIONALS FOR PLANNING PURPOSES ONLY. THIS DRAWING MAY NOT BE USED FOR CONSTRUCTION.
4. ALL INFORMATION CONTAINED HEREIN WAS CURRENT AT THE TIME OF DEVELOPMENT BUT MUST BE REVIEWED AND APPROVED BY THE PRODUCT MANUFACTURER TO BE CONSIDERED ACCURATE.
5. CONTRACTOR'S NOTE: FOR PRODUCT AND COMPANY INFORMATION VISIT www.CADdetails.com/info AND ENTER REFERENCE NUMBER 5249-002



SURGICAL & EXAMINATION LIGHTS

TRULIGHT™ 5000 SURGICAL LIGHT