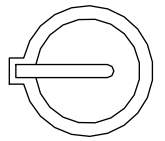
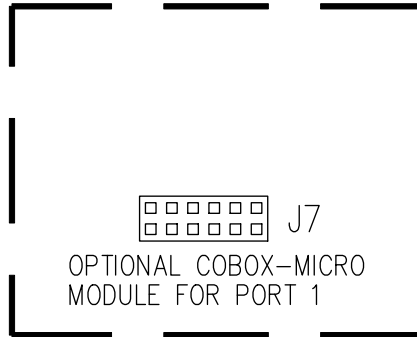
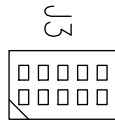



PRO32IC INTELLIGENT CONTROLLER

(REFER TO ASSOCIATED INSTALLATION MANUALS FOR FURTHER INFORMATION)



BT1
BR2325
(3V LITHIUM)

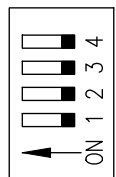


ETHERNET
CONNECTION

PORT 0

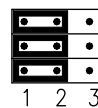
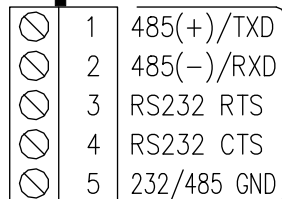
- J5 - IN = PORT 1 TERMINATION ACTIVE
- J5 - OUT = PORT 1 TERMINATION INACTIVE
- J3 - IN = PORT 2 TERMINATION ACTIVE
- J3 - OUT = PORT 2 TERMINATION INACTIVE
- J4 - IN = PORT 3 TERMINATION ACTIVE
- J4 - OUT = PORT 3 TERMINATION INACTIVE

S1

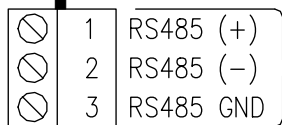


J2

EXPANSION
CONNECTOR



- 1-2 = PORT 1 RS-485
- 2-3 = PORT 1 RS-232



D1 (1)

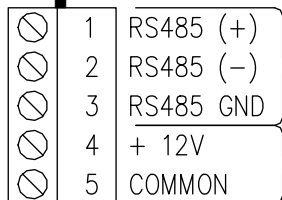
D2 (2)

D3 (3)

D4 (4)

D5 (5)

D6 (6)



1.0"

25mm