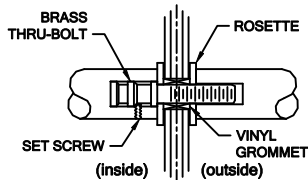


PUSH and PULL HANDLES (4100 SERIES)

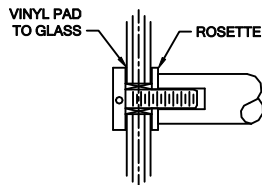
PUSH /PULLS can be MOUNTED BACK to BACK or SINGLE SIDE
 HANDLE DIAMETER - $\varnothing 1"$
 ROSETTE DIAMETER - 1 1/4"
 MATERIAL - BRASS, BRONZE, STAINLESS STEEL and ALUMINUM
 GLASS HOLE - 5/8" \varnothing
 MINIMUM FIXTURE - 3/8"
 MAXIMUM FIXTURE - 2 1/2" STILE
 STOCK HANDLES - ALL MATERIALS

4112 SERIES - 12" O/A HANDLES IN STOCK
 OTHER SIZES AVAILABLE ON ORDER.

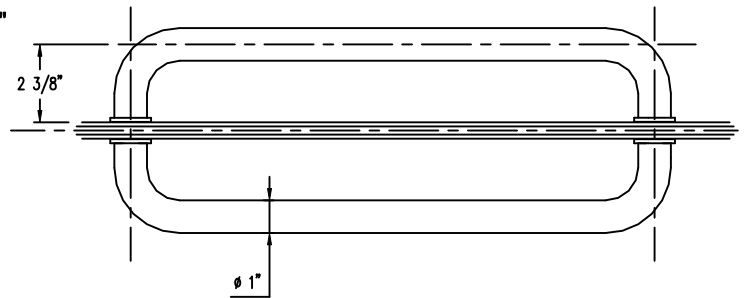
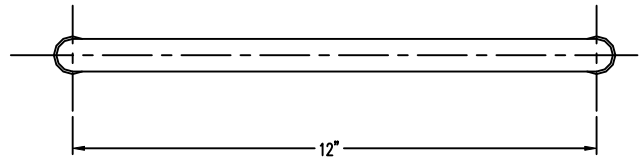
IDENTIFICATION EXAMPLES: 4112 : distance 'a' = 12"
 4127 3/4 : distance 'a' = 27 3/4"



BACK to BACK MOUNTING



SECURITY FASTENER



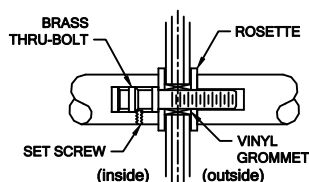
(4112 SERIES)

PUSH and PULL HANDLES (4200 SERIES)

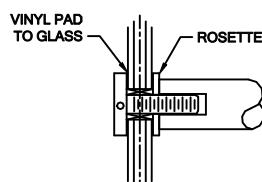
PUSH /PULLS can be MOUNTED BACK to BACK or SINGLE SIDE
 HANDLE DIAMETER - $\varnothing 1"$
 ROSETTE DIAMETER - 1 1/4"
 MATERIAL - BRASS, BRONZE, STAINLESS STEEL and ALUMINUM
 GLASS HOLE - 5/8" \varnothing
 MINIMUM FIXTURE - 3/8"
 MAXIMUM FIXTURE - 2 1/2" STILE
 STOCK HANDLES - ALL MATERIALS

4212 SERIES - 12" O/A HANDLES IN STOCK
 OTHER SIZES AVAILABLE ON ORDER.

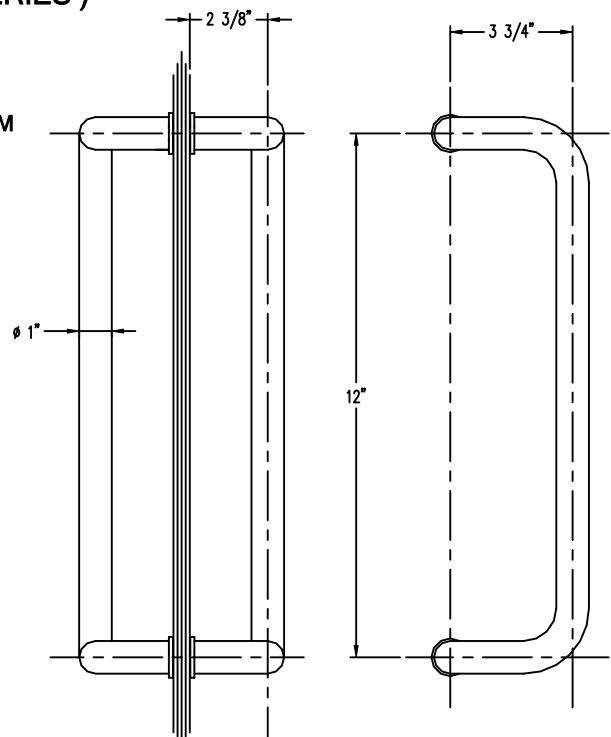
IDENTIFICATION EXAMPLES: 4212 : distance 'a' = 12"
 4227 3/4 : distance 'a' = 27 3/4"



BACK to BACK MOUNTING



SECURITY FASTENER



(4212 SERIES)