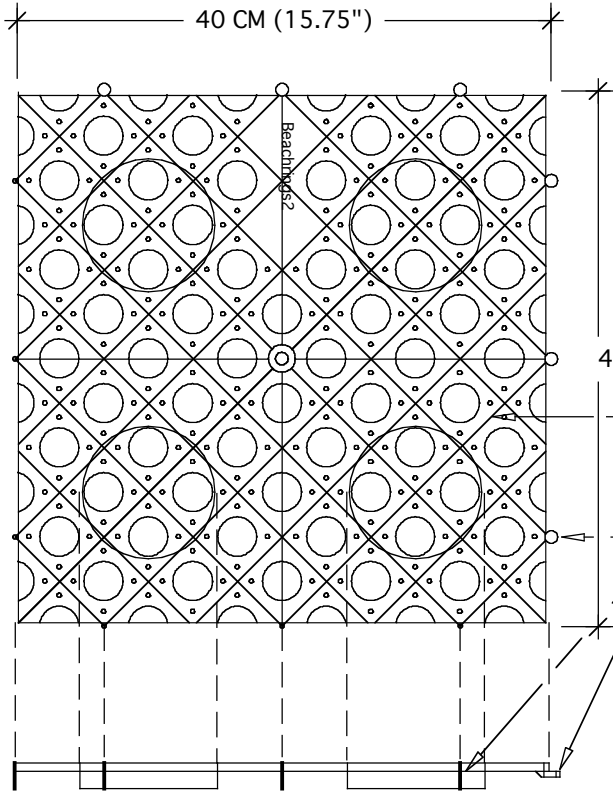


# PLAN - TRANSPARENT VIEW



## SPECIFICATIONS

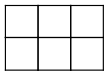
UNIT SIZE - 40 CM X 40 CM X 1.9 CM  
 (15.75" X 15.75" X .75")  
 SEE BELOW FOR STANDARD MODEL SIZES  
 UNIT WEIGHT - 0.38 KG (0.83 LBS)  
 COLOR - COLORADO SKY BLUE,  
 PEWTER GREY OR  
 CASHEW BROWN  
 RESIN - LDPE W/ UV INHIBITOR

BEACHRINGS2 TILE

POST AND HOLE CONNECTORS


## SECTION

MODEL A



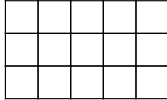
2 x 3 TILES  
 SIZE: 0.8 M x 1.2 M  
 (2.6' x 3.9')  
 WEIGHT: 2.3 KG (5 LBS.)

MODEL B



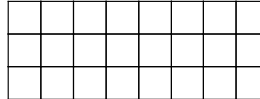
2 x 6 TILES  
 SIZE: 0.8 M x 2.4 M  
 (2.6' x 7.9')  
 WEIGHT: 4.5 KG (10 LBS.)

MODEL C



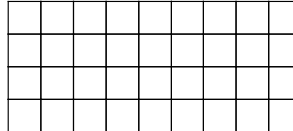
3 x 5 TILES  
 SIZE: 1.2 M x 2.0 M  
 (3.9' x 6.6')  
 WEIGHT: 5.7 KG (12.5 LBS.)

MODEL D




3 x 8 TILES  
 SIZE: 1.2 M x 3.2 M  
 (3.9' x 10.5')  
 WEIGHT: 9 KG (20 LBS)

MODEL E



4 x 9 TILES  
 SIZE: 1.6 M x 3.6 M  
 (5.2 x 11.8')  
 WEIGHT: 13.6 KG (30 LBS)

MODEL F

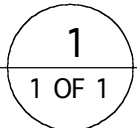


4 x 12 TILES  
 SIZE:  
 SIZE: 1.6 M x 4.8 M  
 (5.2' x 15.7')  
 WEIGHT: 18.1 KG (40 LBS)

# BEACHRINGS2

NOT TO SCALE

ACCESSIBILITY OVER SANDY SURFACES



Invisible Structures, Inc.

Br2det.dwg

1600 JACKSON STREET, SUITE 310  
 GOLDEN, COLORADO 80401  
 800-233-1510 OR 303-233-8383  
 FAX: 303-233-8282  
 www.invisiblestructures.com  
 Rev. 10/04