

SPECIFICATIONS

UNITS
 UNIT SIZE - 50 CM X 50 CM X 2.5 CM
 (20" X 20" X 1")
 AVAILABLE IN 9 STANDARD ROLL SIZES

UNIT WEIGHT - 558 GRAMS (19 OZ.)
 OR 2.2 KG (4.8 POUNDS)

STRENGTH - 402 KG/CM (5720 PSI)

COLOR - BLACK (STANDARD)

RESIN - 95% POST-CONSUMER
 RECYCLED HDPE/LDPE

FABRIC
 WEIGHT - 2.25 OZ./SY (76.3 GM/M²)
 TENSILE - 65 x 40 LB/FT (585 KG/M²)

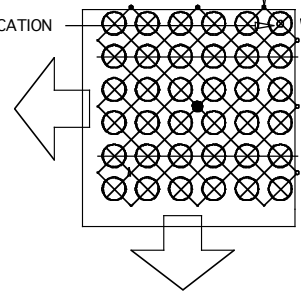
SLOPETAME2 CROSS-BRACING

SLOPETAME2 UNITS

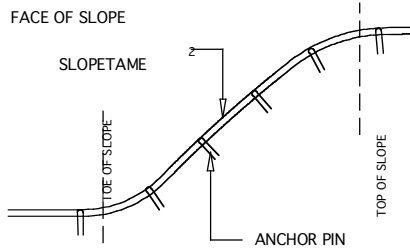
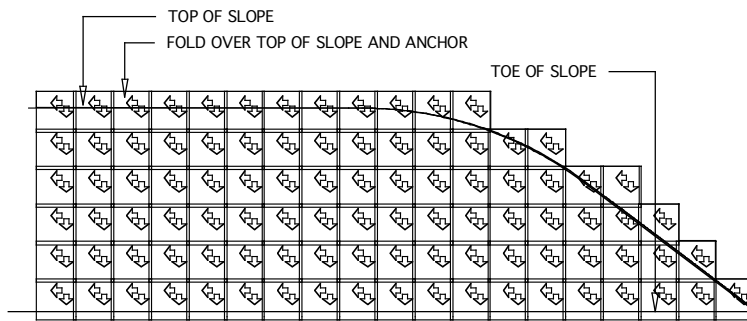
SLOPETAME2 FABRIC

START AT TOP OF SLOPE
 WITH HOLES IN UPPER RIGHT
 CORNER.

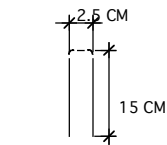
TYPICAL ANCHOR PIN LOCATION



PLACE ROLLS GOING DOWN THE
 SLOPE WITH CROSS-BRACING RUNNING
 ACROSS THE SLOPE



SLOPE CROSS SECTION



TYPICAL ANCHOR PIN

TYPICAL SLOPETAME2 ASSEMBLY AND ANCHORAGE

CHOOSE THIS PRODUCT FOR STABILIZING SLOPE CONDITIONS

NOT TO SCALE

Invisible
 Structures, Inc.

St2.dwg

1600 Jackson St., Suite 310
 Golden, Colorado 80401
 800-233-1510 OR 303-233-8383
 FAX: 303-233-8282
 rev. 08/04