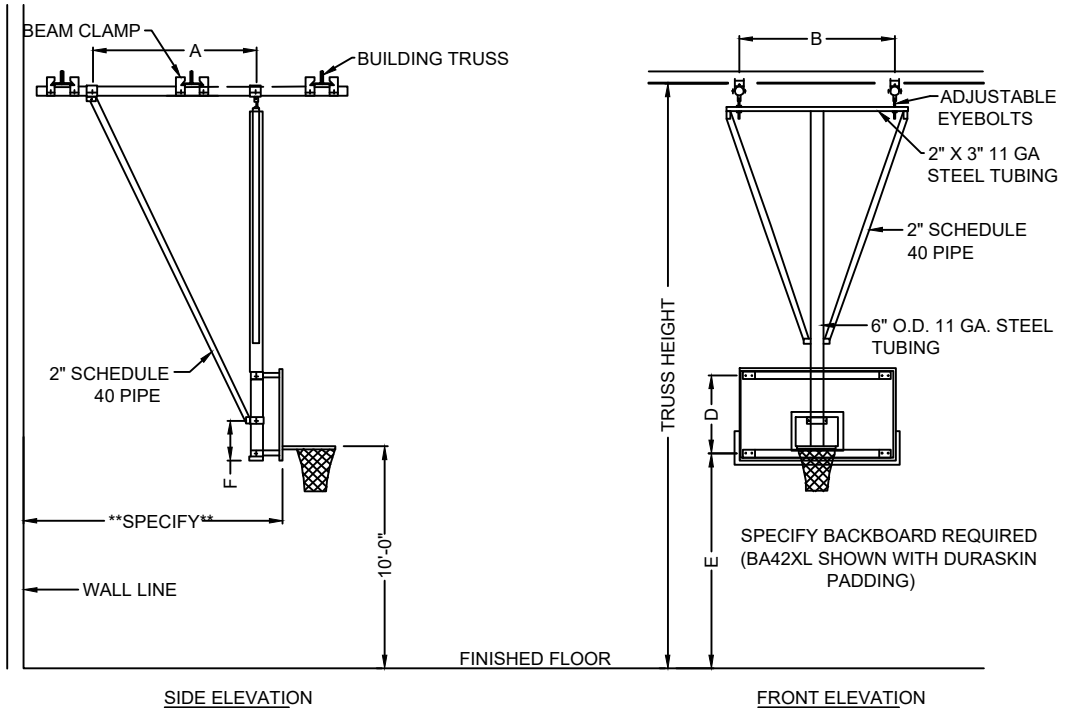


SUPPORT PIPE MAY BE
TURNED EITHER DIRECTION



NOTES:

1. INSTALLATION TO BE COMPLETED IN ACCORDANCE WITH MANUFACTURER'S SPECIFICATIONS.
2. DO NOT SCALE DRAWING.



PRODUCT SPECIFICATION

IP1345CS: Y-FRAME CEILING SUSPENDED AND BRACED BASKETBALL BACKSTOP




REVISED 10/14/20

BACKSTOP MAIN FRAME ASSEMBLY SHALL CONSIST OF A MAIN CENTRAL MAST OF 6" O.D. 11 GAUGE STEEL TUBING, DIAGONAL SWAY BRACES OF 2" SCHEDULE 10 PIPE AND A HORIZONTAL SPREADER OF 2" X 3" 11 GAUGE STEEL TUBING. THE 6" O.D. MAIN MAST SHALL BE MITERED TO SUSPEND FROM STRUCTURE ABOVE AT AN ANGLE. ASSEMBLED, THE COMPONENTS FORM A RIGID, BACK TO BACK TRIANGLE UNIT. ALL BACKSTOPS WITH AN ATTACHMENT HEIGHT OF LESS THAN 28'0", WILL BE SHIPPED AS A COMPLETELY WELDED ASSEMBLY. **FOR BACKSTOPS WITH AN ATTACHMENT HEIGHT OF 28'-0" OR GREATER, BACKSTOP FRAME WILL BE SHIPPED WITH FITTINGS TO BE BOLTED TOGETHER AT THE JOB-SITE.** MAIN FRAME ASSEMBLY SHALL BE SUPPLIED WITH 1" DIAMETER 12" LONG EYEBOLTS TO PROVIDE ADJUSTABILITY TO LEVEL FRAME DURING INSTALLATION. ALL BEARING POINTS SHALL OPERATE ON PRECISION BRONZE OILLESS TYPE BEARINGS.

REAR BRACE OF 2" SCHEDULE 10 PIPE SHALL INCLINE TO STRUCTURE ABOVE. BRACE FITTINGS ARE ADJUSTABLE TO PRECISELY PLUMB THE FACE OF THE BACKBOARD.

BACKSTOP SHALL BE SUSPENDED FROM A SUPERSTRUCTURE (OF CONFIGURATION REQUIRED FOR ATTACHMENT TO BUILDING SUPPORT MEMBERS) OF 3" SCHEDULE 40 PIPE. WHEN BUILDING MEMBERS ARE SPACED MORE THAN 16'-0" APART, HORIZONTAL 3" SCHEDULE 40 SUPPORT PIPE SHALL BE REINFORCED WITH 1 1/2" SCHEDULE 10 STEEL PIPE AND SPACERS WELDED TO FORM BRIDGING. FOR BUILDINGS WITH A SLOPED STRUCTURE, OR EXCESSIVE HEIGHT, DROP CRADLES WILL BE REQUIRED.

ALL METAL PARTS, WITH THE EXCEPTION OF GALVANIZED OR PLATED PARTS, SHALL HAVE A POLYESTER POWDER COATED FINISH OR SHALL BE PRIMED SUITABLE FOR FIELD PAINTING BY CONTRACTOR.



PRODUCT SPECIFICATION

IP1345CS: Y-FRAME CEILING SUSPENDED AND BRACED BASKETBALL BACKSTOP


REVISED 10/14/20

BACKSTOP MAIN FRAME ASSEMBLY SHALL CONSIST OF A MAIN CENTRAL MAST OF 6" O.D. 11 GAUGE STEEL TUBING, DIAGONAL SWAY BRACES OF 2" SCHEDULE 10 PIPE AND A HORIZONTAL SPREADER OF 2" X 3" 11 GAUGE STEEL TUBING. THE 6" O.D. MAIN MAST SHALL BE MITERED TO SUSPEND FROM STRUCTURE ABOVE AT AN ANGLE. ASSEMBLED, THE COMPONENTS FORM A RIGID, BACK TO BACK TRIANGLE UNIT. ALL BACKSTOPS WITH AN ATTACHMENT HEIGHT OF LESS THAN 28'0", WILL BE SHIPPED AS A COMPLETELY WELDED ASSEMBLY. **FOR BACKSTOPS WITH AN ATTACHMENT HEIGHT OF 28'-0" OR GREATER, BACKSTOP FRAME WILL BE SHIPPED WITH FITTINGS TO BE BOLTED TOGETHER AT THE JOB-SITE.** MAIN FRAME ASSEMBLY SHALL BE SUPPLIED WITH 1" DIAMETER 12" LONG EYEBOLTS TO PROVIDE ADJUSTABILITY TO LEVEL FRAME DURING INSTALLATION. ALL BEARING POINTS SHALL OPERATE ON PRECISION BRONZE OILLESS TYPE BEARINGS.

REAR BRACE OF 2" SCHEDULE 10 PIPE SHALL INCLINE TO STRUCTURE ABOVE. BRACE FITTINGS ARE ADJUSTABLE TO PRECISELY PLUMB THE FACE OF THE BACKBOARD.

BACKSTOP SHALL BE SUSPENDED FROM A SUPERSTRUCTURE (OF CONFIGURATION REQUIRED FOR ATTACHMENT TO BUILDING SUPPORT MEMBERS) OF 3" SCHEDULE 40 PIPE. WHEN BUILDING MEMBERS ARE SPACED MORE THAN 16'-0" APART, HORIZONTAL 3" SCHEDULE 40 SUPPORT PIPE SHALL BE REINFORCED WITH 1 1/2" SCHEDULE 10 STEEL PIPE AND SPACERS WELDED TO FORM BRIDGING. FOR BUILDINGS WITH A SLOPED STRUCTURE, OR EXCESSIVE HEIGHT, DROP CRADLES WILL BE REQUIRED.

ALL METAL PARTS, WITH THE EXCEPTION OF GALVANIZED OR PLATED PARTS, SHALL HAVE A POLYESTER POWDER COATED FINISH OR SHALL BE PRIMED SUITABLE FOR FIELD PAINTING BY CONTRACTOR.



PRODUCT SPECIFICATION

IP1345CS: Y-FRAME CEILING SUSPENDED AND BRACED BASKETBALL BACKSTOP

REVISED 10/14/20