
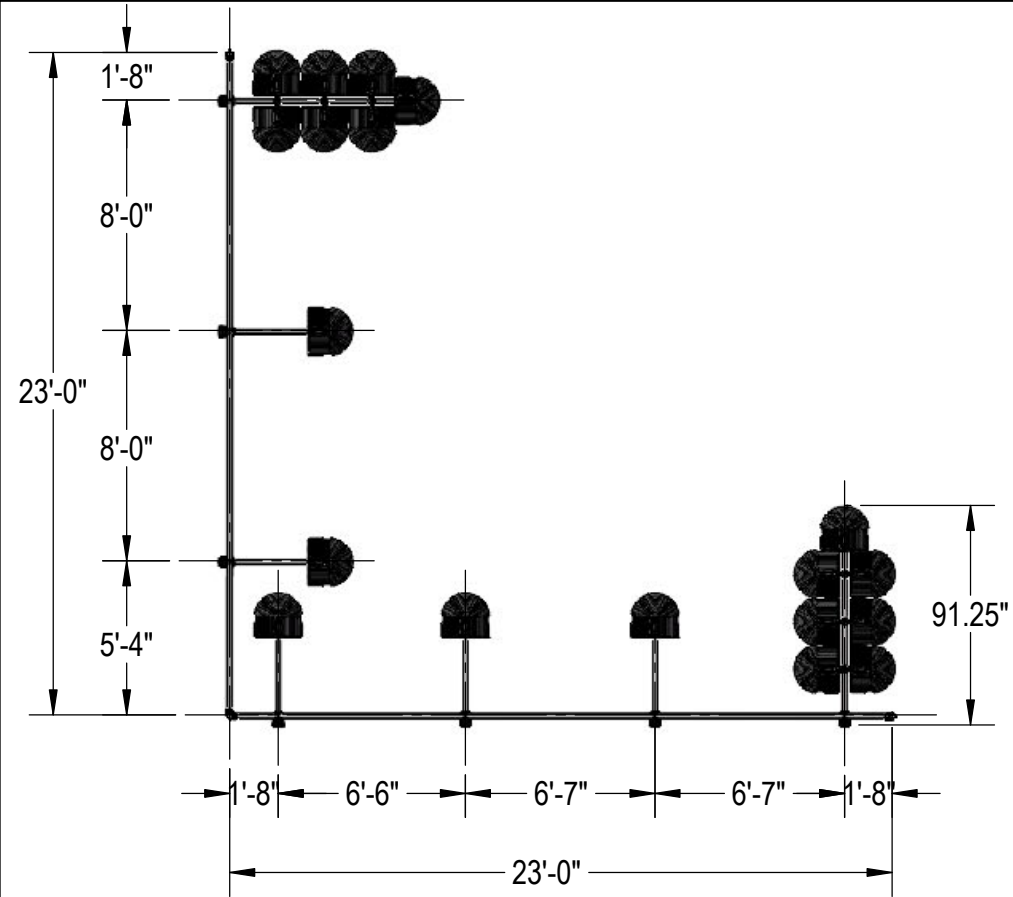


0	FIRST ISSUE			
REVISIONS				

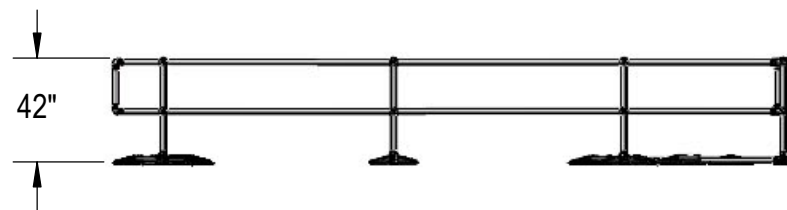


SCALE:	DATE:	DRAWN:	CHECKED:
PAGE NO: PG3	DRAWING NO:		REVISION:

KEEP GUARD TO BE PLACED 20" AWAY FROM ROOF EDGE
IF STRUCTURAL PARAPET IS LESS THAN 4" HIGH



ELEVATION VIEW



CB7 PVC

CB1 PVC

CB1 PVC



6'-7"

6'-7'

8'-0"

8'-0"

1

6'-7'

CB1 PVC



6'-7"

6'-7'

8'-0"

8'-0"

1

6'-7'

CB7 PVC

CB1 PVC

CB1 PVC



6'-7"

6'-7'

8'-0"

8'-0"

1

6'-7'