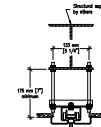


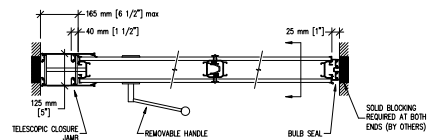
**Optional #72 steel track
for panels up to 4648 mm [15'-3"]**



required when top nuts do not
allow adjustment

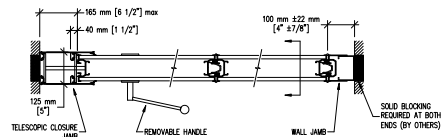
Top fixed & Bottom automatic seals

Protective Trims

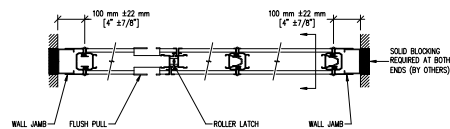


Telescopic closure & Bulb seal

Trimless Edges



Telescopic closure & Fixed wall jamb



Hinged closure panel & Fixed wall jamb
(Available on panels under 3730 mm [12'-3"])