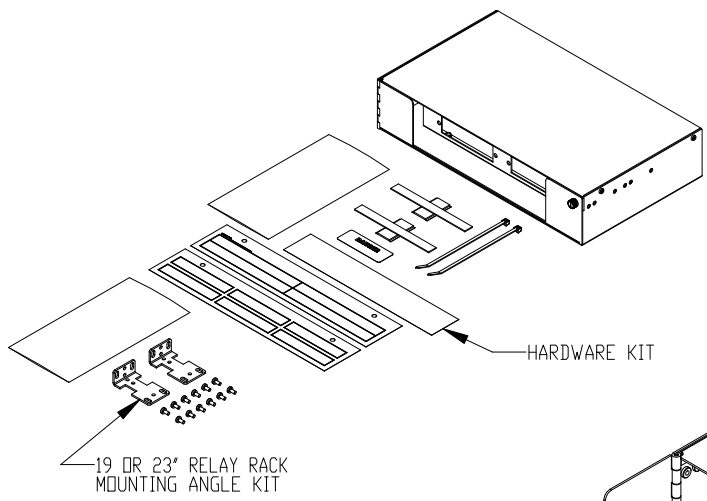
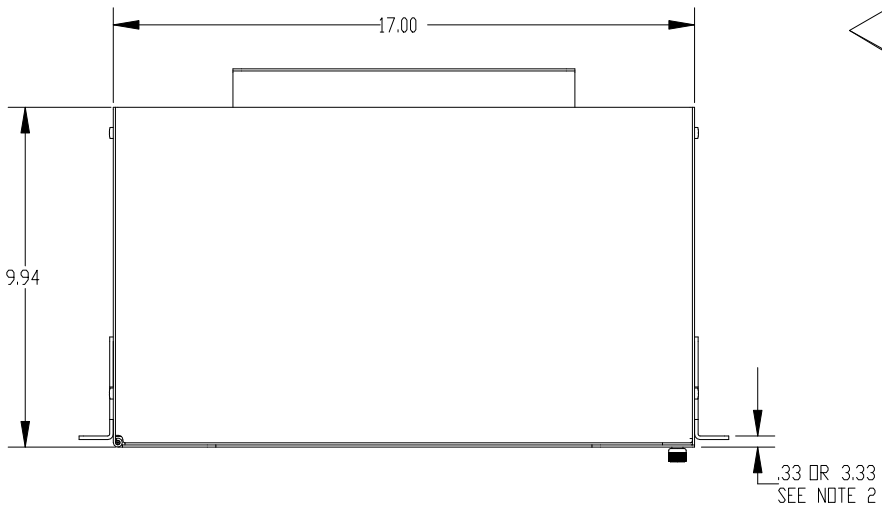
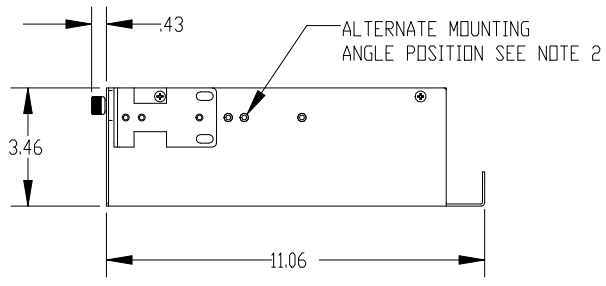
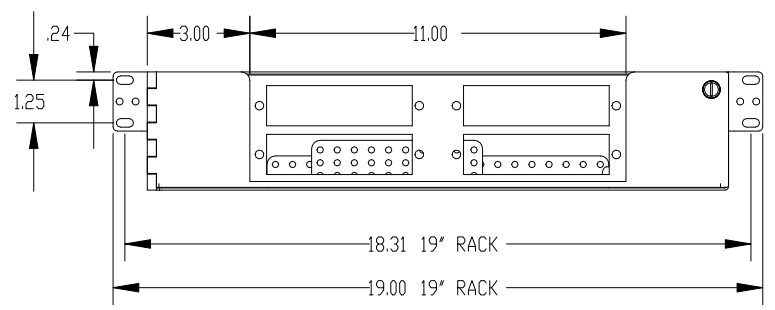
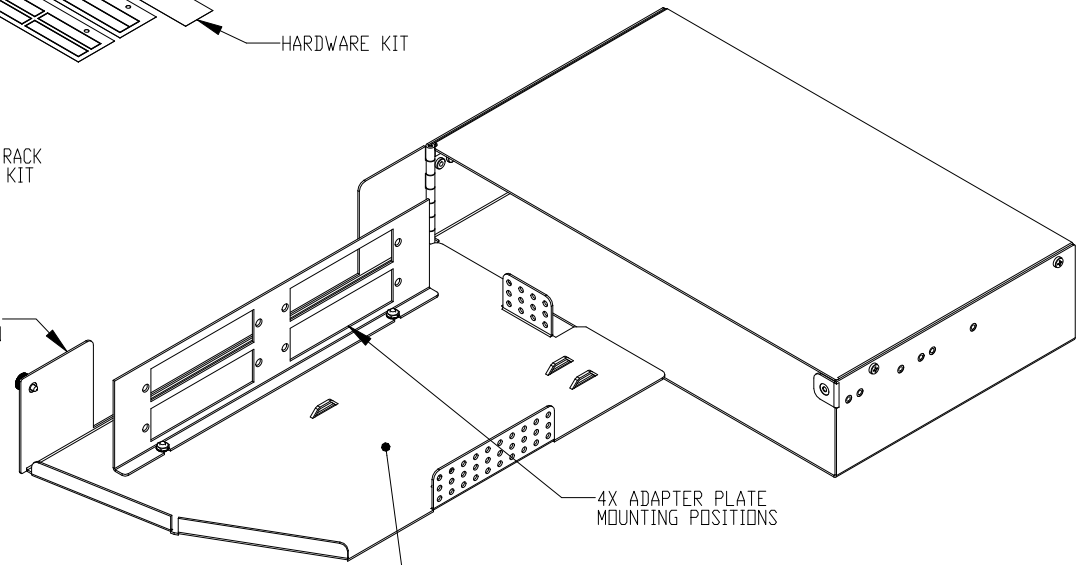


REV.	ECN #	DESCRIPTION OF CHANGE	DATE	BY	MFG ENG
03	N/A	INITIAL RELEASE	04/18/11	SAB	
03	N/A	CREATE NEW REF DRAWING	11/03/15	SAB	



SWING OUT TRAY IN
EXTENDED POSITION



NOTES:
 1. MOUNTING ANGLES ARE CONFIGURABLE FOR 19 OR 23 INCH RACK, 19 INCH SHOWN.
 2. MOUNTING ANGLES HAVE TWO POSITIONS, FORWARD MOST SHOWN.

UNLESS OTHERWISE SPECIFIED DIMENSIONS ARE IN INCHES TOLERANCES ARE: FRACTIONS: DECIMALS: ANGLES: ±1/32 .001 ±1° XXX=±.010		THIS DOCUMENT AND THE INFORMATION CONTAINED THEREIN ARE CONFIDENTIAL & PROPRIETARY TO MULTILINK AND MAY NOT BE COPIED OR DISCLOSED TO OTHERS WITHOUT A WRITTEN CONSENT FROM MULTILINK. THE INFORMATION IS TO BE PROMPTLY RETURNED TO MULTILINK UPON REQUEST.		m ultilink	
ALL FLATS TO BE .005		DRAWN BY: DM DATE: 02/25/2004		FRM-2RU-4X-SD BK	
NO SHARP EDGES OR BURRS ALLOWED		CHECKED: DATE:		REV. 03	
MATERIAL: SEE B.O.M.		MFG ENG: DATE:		SIZE B DWG. NO. 10-4327REF	
FINISH: BLACK TEXTURED		QUALITY ENG: DATE:		SCALE: 1/4	
DO NOT SCALE DRAWING				CAD FILE: 10-4327REF SHEET 1 OF 1	