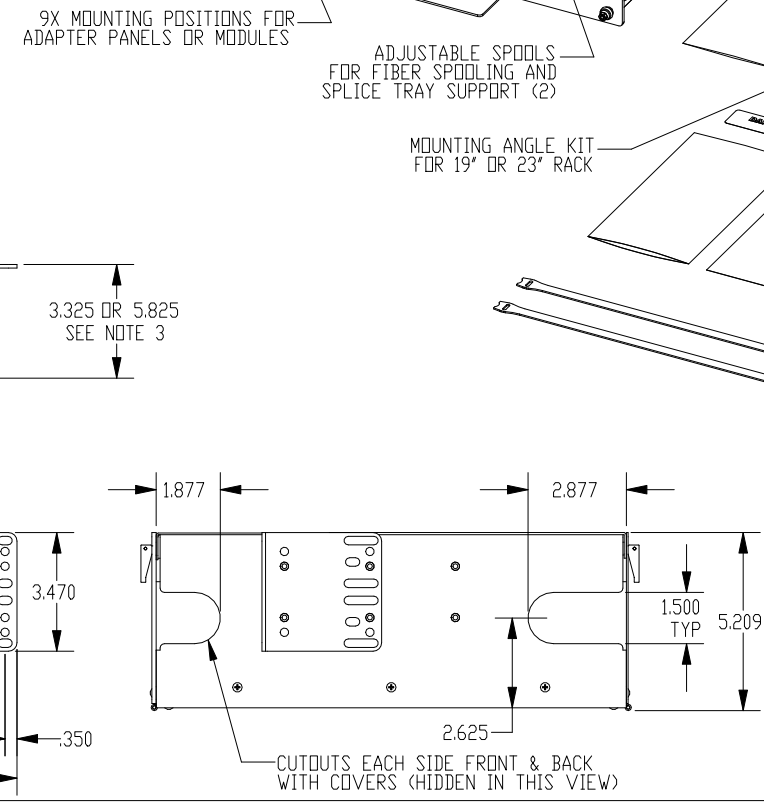
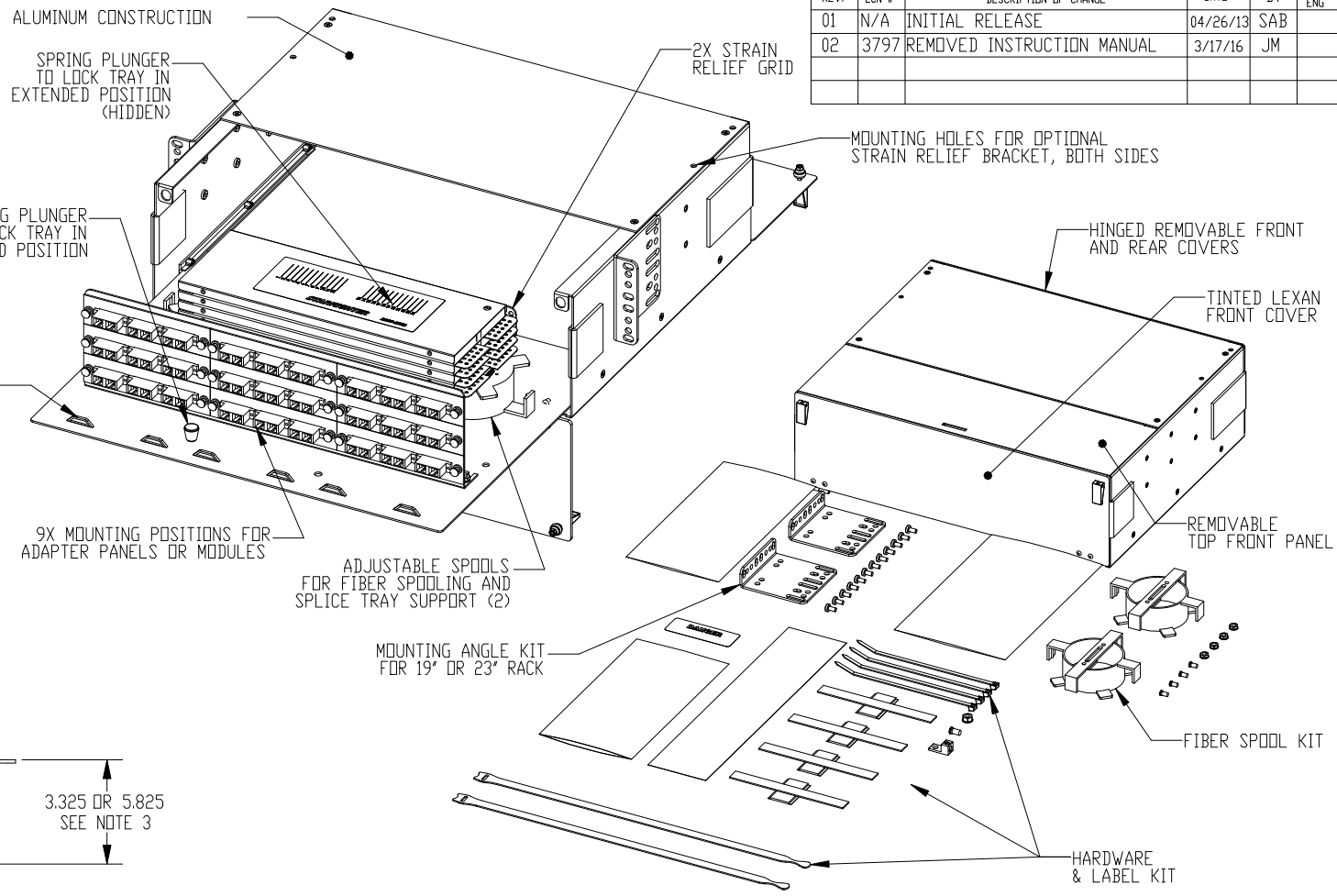
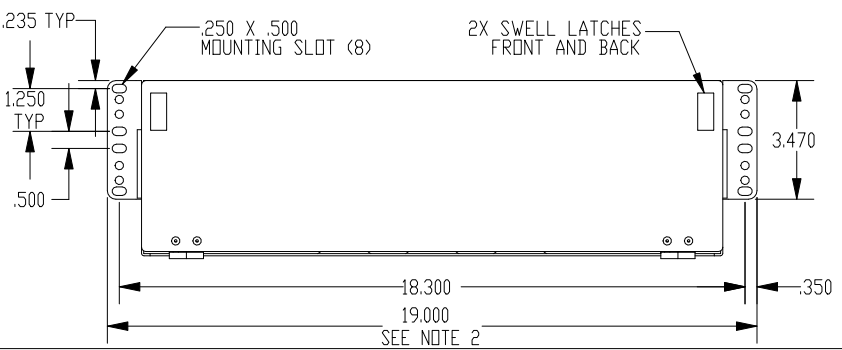
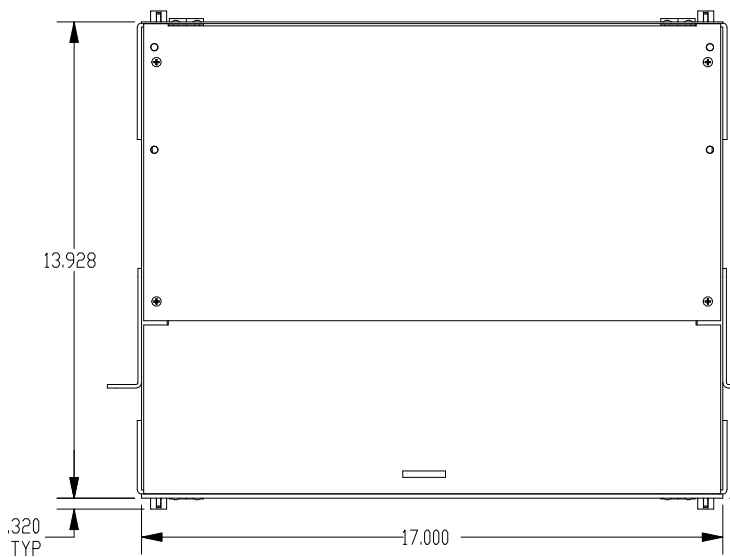
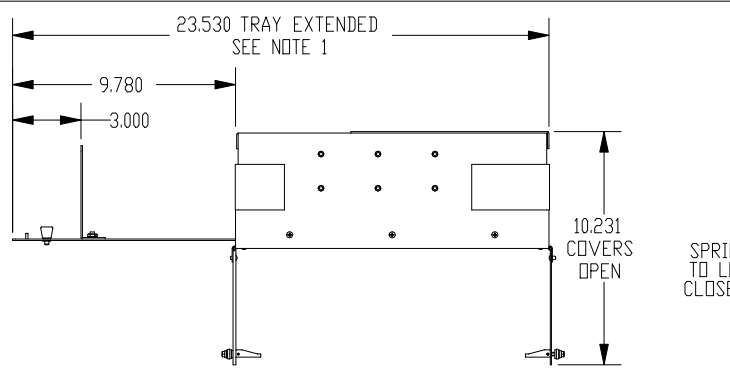


REV.	ECN #	DESCRIPTION OF CHANGE	DATE	BY	MFG ENG
01	N/A	INITIAL RELEASE	04/26/13	SAB	
02	3797	REMOVED INSTRUCTION MANUAL	3/17/16	JM	



- NOTES:
1. TRAY LOCKS IN EXTENDED POSITION WITH SPRING PLUNGER.
 2. MOUNTING ANGLES ARE CONFIGURABLE FOR 19" RACK (SHOWN) AND 23" RACK.
 3. MOUNTING ANGLES HAVE (2) MOUNTING POSITIONS, FORWARD MOST SHOWN.
 4. ALSO AVAILABLE IN OFF-WHITE, P/N 045-799-11.
 5. SPLICE TRAYS AND ADAPTER PANELS SHOWN FOR REFERENCE ONLY.

UNLESS OTHERWISE SPECIFIED DIMENSIONS ARE IN INCHES TOLERANCES ARE: FRACTIONS: ±1/32 DECIMALS: .XX=±.03 XXX=±.010		THIS DOCUMENT AND THE INFORMATION CONTAINED THEREIN ARE CONFIDENTIAL & PROPRIETARY TO MULTILINK AND MAY NOT BE COPIED OR DISCLOSED TO OTHERS WITHOUT A WRITTEN CONSENT FROM MULTILINK. THE INFORMATION IS TO BE PROMPTLY RETURNED TO MULTILINK UPON REQUEST.		m utilink	
ALL FLATS TO BE .005		NO SHARP EDGES OR BURRS ALLOWED		FRM-3RU-9X-TS-S BK	
MATERIAL: SEE B.O.M.		FINISH: BLACK TEXTURED		DRAWN BY: SAB DATE: 04/26/2013	
DO NOT SCALE DRAWING		QUALITY ENG:		CHECKED: DATE:	
				MFG ENG: DATE:	
				DATE:	
				SIZE: B DWG. NO: 045-799-10REF REV: 02	
				SCALE: 1/4 CAD FILE: 045-799-10REF SHEET 1 OF 1	