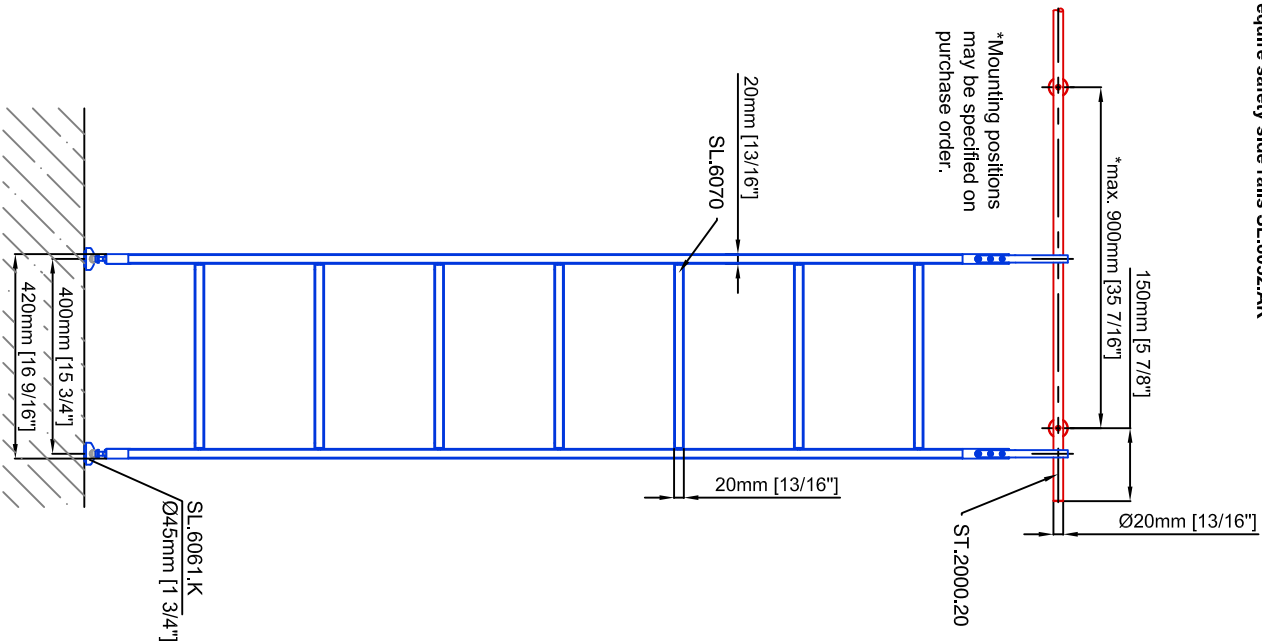


Technical drawings are subject to change without notice.  
All millimeter dimensions are exact and supersede inch conversions.

Ladder height at or above 3000mm [118 1/8"]  
require safety side rails SL.6052.AK

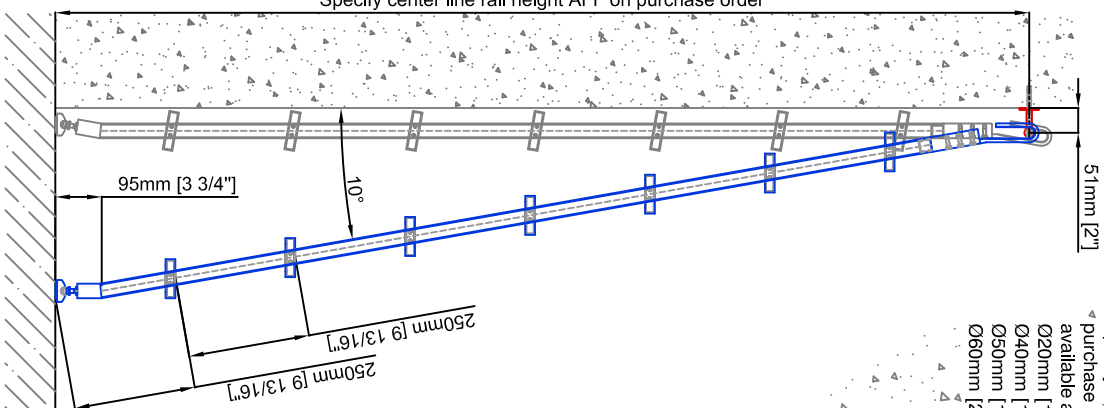


\*Mounting positions  
may be specified on  
purchase order.


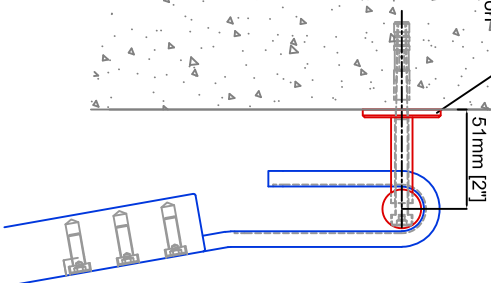
ST.2000.20

SL.6061.K  
Ø45mm [1 3/4"]

Specify center line rail height AFF on purchase order



ST.2100.NM  
Specify rosette diameter on purchase order  
available at  
Ø20mm [13/16"]  
Ø40mm [1 9/16"]  
Ø50mm [1 15/16"]  
Ø60mm [2 3/8"]



Copyright MWE NA Inc. all rights reserved. Reproduction or other use  
of these designs without written consent from MWE NA Inc is prohibited.  
All ladder systems require reinforced walls, cabinets, or shelving.

# Hook Ladder SL.6001.AK.E

Date Prepared: October 2018

Prepared By: CDA | JRT