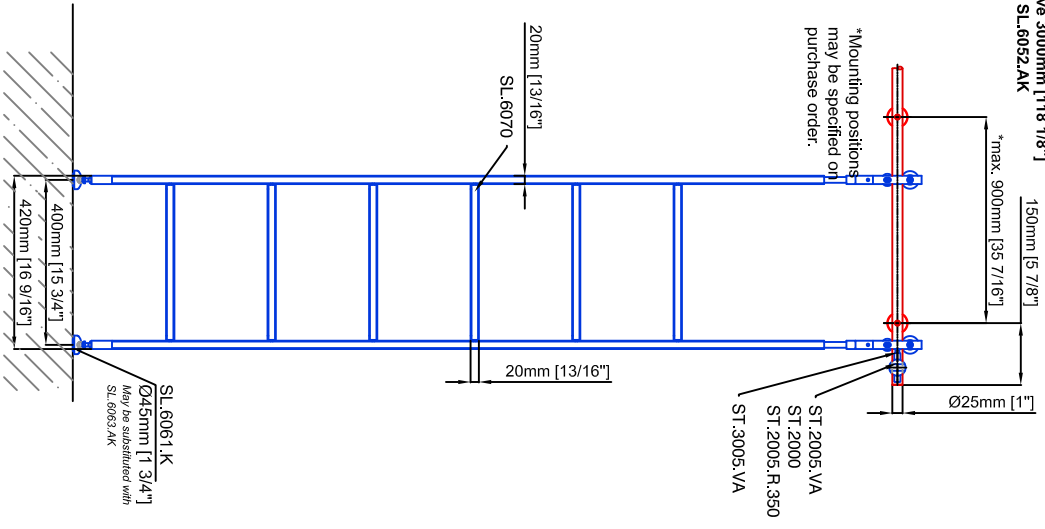

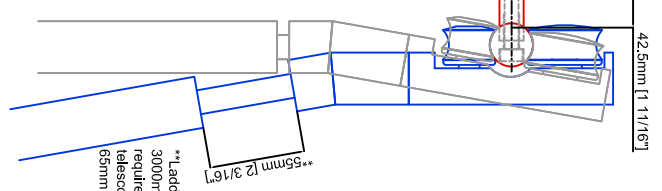
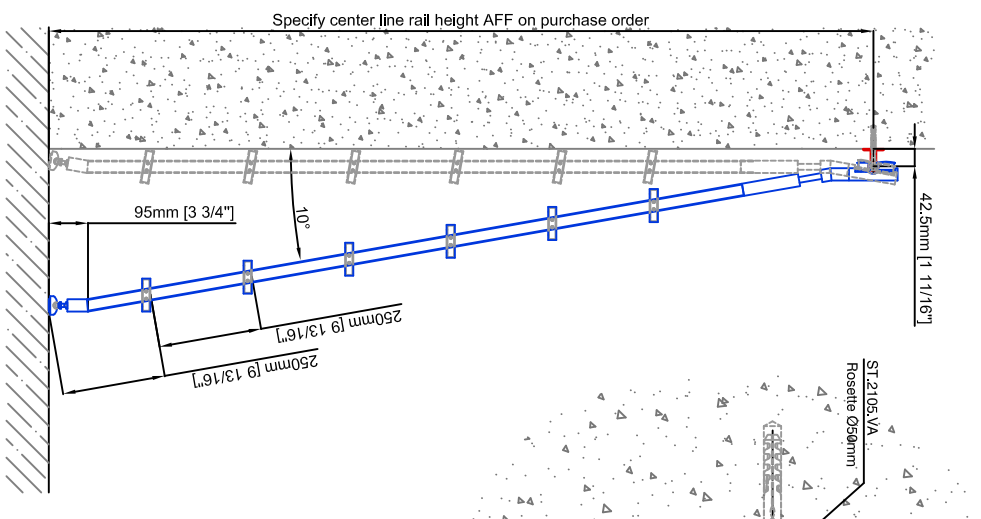
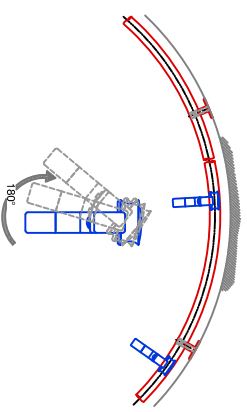


Technical drawings are subject to change without notice.  
 All millimeter dimensions are exact and supersede inch conversions.

Ladder height at or above 3000mm [118 1/8"]  
 require safety slide rails SL.6052.AK



Example:  
 - Curved rail  
 - Rail radius on request



Copyright MWE NA Inc. all rights reserved. Reproduction or other use of these designs without written consent from MWE NA Inc is prohibited.  
 All ladder systems require reinforced walls, cabinets, or shelving.

\*\*Ladder height above 3000mm [118 1/8"] requires alternative telescoping head at 65mm [2 9/16"]

# Vario Telescoping Ladder SL.6005.AK.E

Date Prepared: October 2018

Prepared By: CDA | JRT

