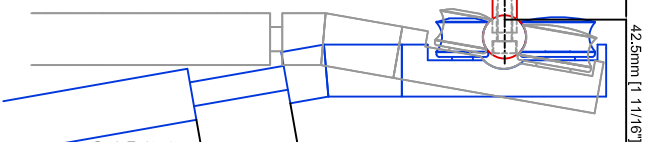
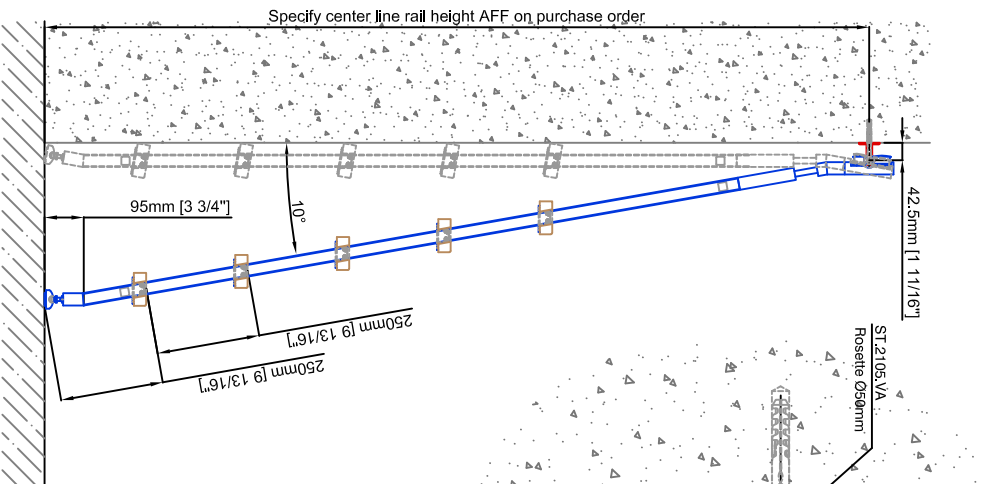
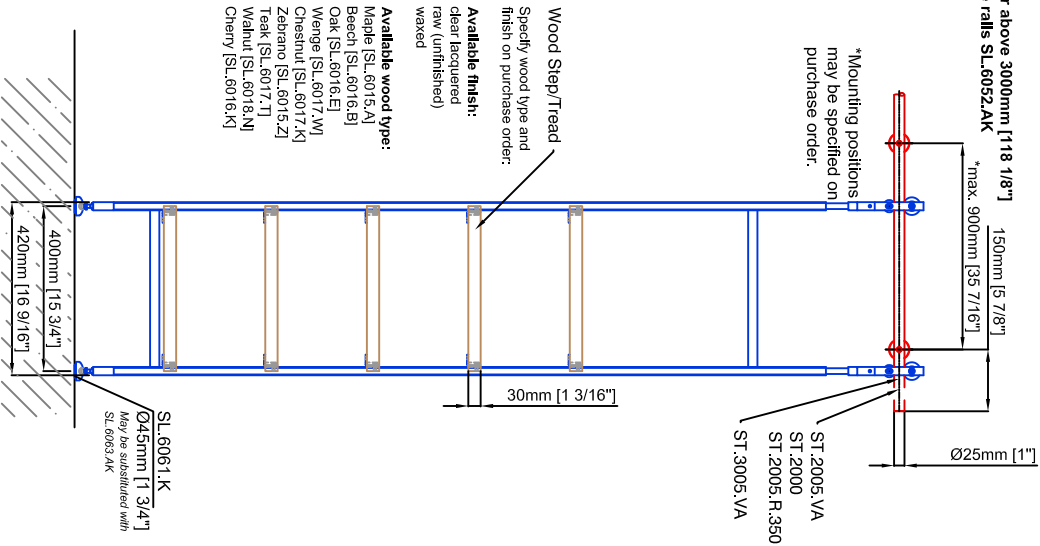


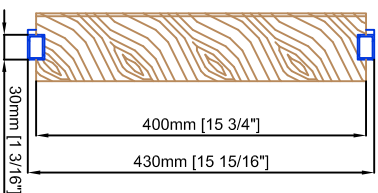
Technical drawings are subject to change without notice.
All millimeter dimensions are exact and supersede inch conversions.

Copyright MWE NA Inc. all rights reserved. Reproduction or other use of these designs without written consent from MWE NA Inc. is prohibited.
All ladder systems require reinforced walls, cabinets, or shelving.

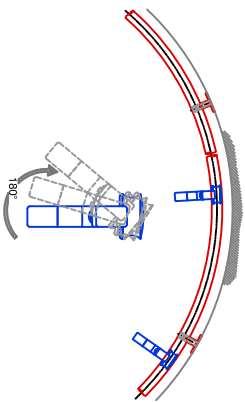
Ladder height at or above 3000mm [118 1/8"]
require safety slide rails SL.6052.AK



**Ladder height above 3000mm [118 1/8"] requires alternative telescoping head at 65mm [2 9/16"]



Example:
- Curved rail
- Rail radius on request



Vario Telescoping Ladder SL.6005.AK.H

Date Prepared: October 2018

Prepared By: CDA | JRT



NORTH AMERICA

Email: info@mwe-na.com

www.mwe-na.com