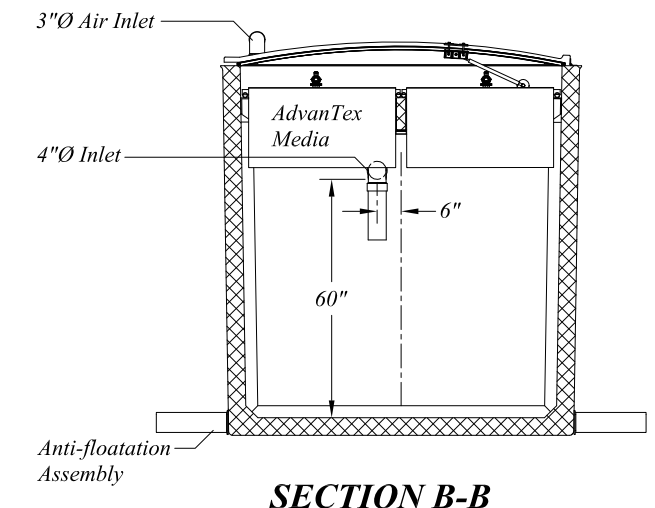
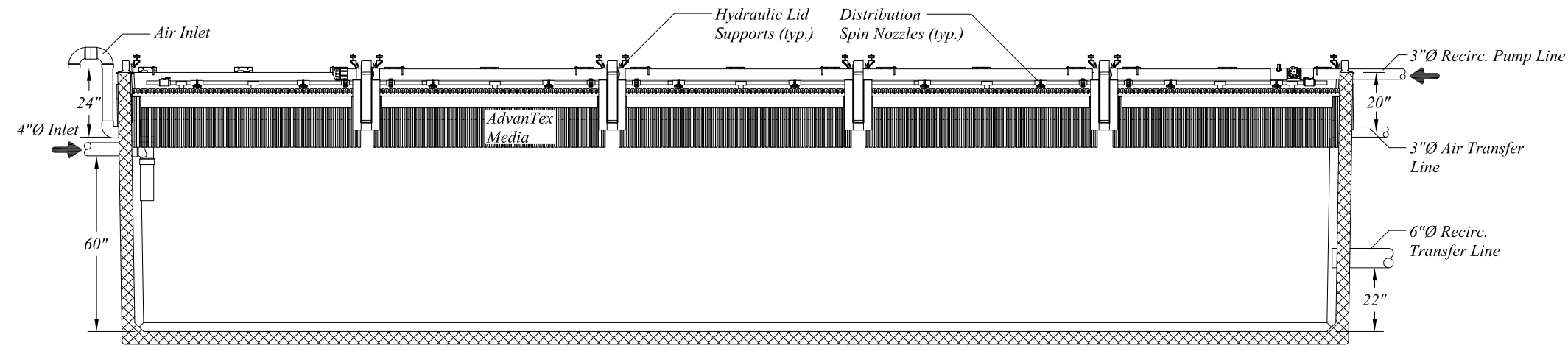


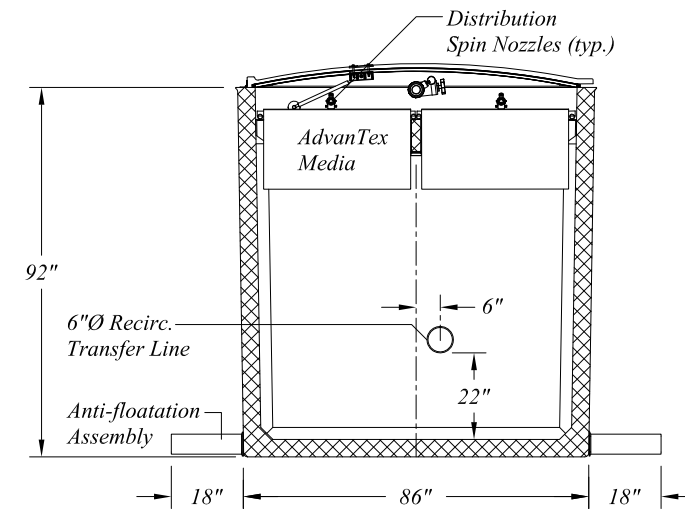
TOP VIEW



SECTION B-B



SECTION A-A



SECTION C-C

Copyright © 2014
Oreco Systems®, Inc.

APPROVED:
DATE APPROVED:
Scale: 1" = 4'-0"
Sheet: 1 OF 1
Rev: 1/1
Date: 04/01/14

UNAUTHORIZED CHANGES & USES
Oreco has prepared these drawings for use by the design engineer. Oreco will not be responsible or liable for unauthorized changes to or uses of these drawings. All changes to these drawings must be made in writing and must be approved by the design engineer.

PRODUCT CONFIGURATION DRAWINGS



Drawn By: DSM
Drawn For:

Project: AX-MAX250-35
Title: System Details