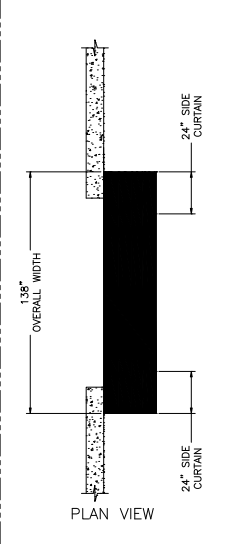
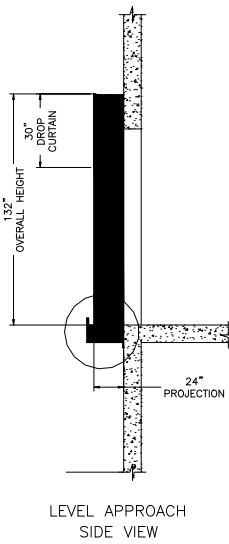
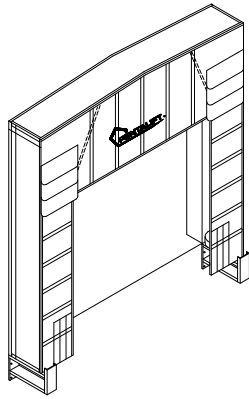


DRAWING No. 260-6207



PENTALIFT PENTALIFT EQUIPMENT CORPORATION
MATERIALS HANDLING EQUIPMENT

NOTICE: THIS DRAWING IN DESIGN AND DETAIL IS THE PROPERTY OF PENTALIFT EQUIPMENT CORPORATION AND IS LOANED SUBJECT TO RETURN ON DEMAND AND UNDER THE EXPRESS CONDITION THAT IT MUST NOT BE COPIED OR USED EXCEPT BY PERMISSION OF PENTALIFT EQUIPMENT CORPORATION.

TITLE PS-400S RIGID DOCK SHELTER

SCALE	LOT QTY	DECIMAL TOLERANCES ± 0.25 (EXCEPT AS NOTED)	FRACTION TOLERANCES ± 1/4 (EXCEPT AS NOTED)	DRAWN BY	DATE

FOR

DRAWING NO. 260-6207

REV