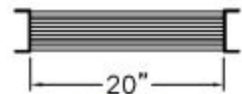
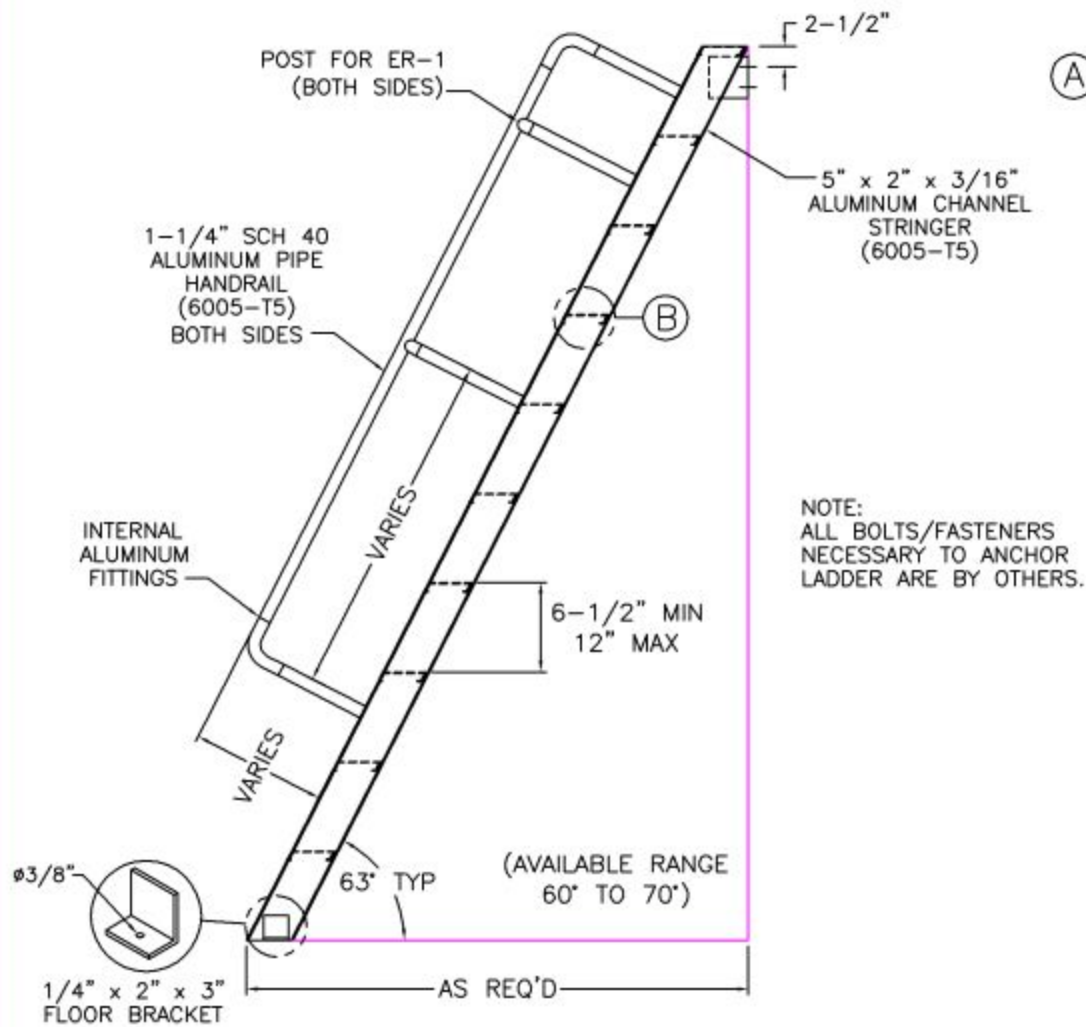


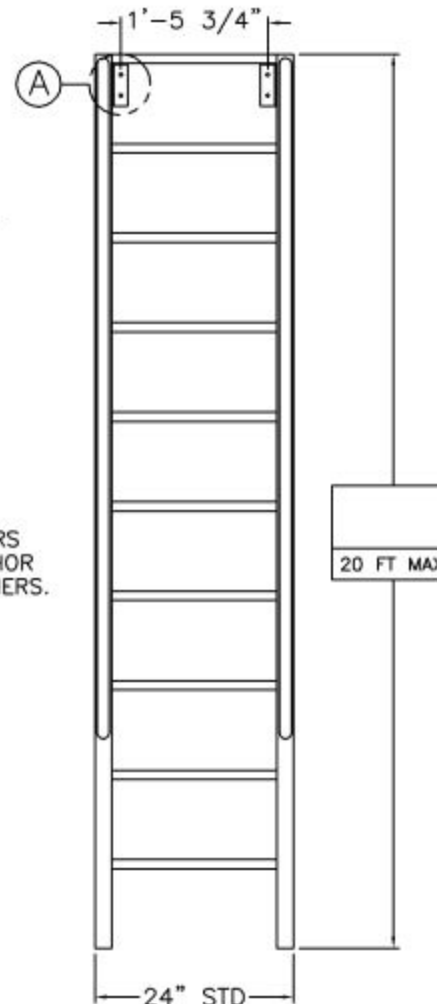
ALUMINUM SHIPS STAIR TO ROOF HATCH



PLAN

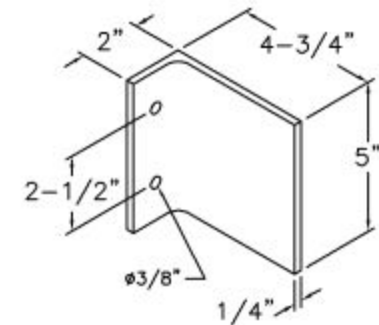


NOTE:
ALL BOLTS/FASTENERS
NECESSARY TO ANCHOR
LADDER ARE BY OTHERS.



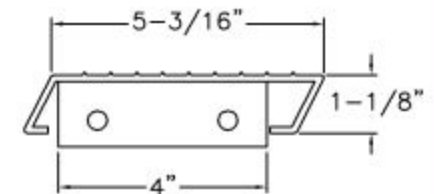
(AVAILABLE UP TO 48\"/>

Ⓐ MOUNTING BRACKET (6005-T5)



BRACKET WELDED TO
INSIDE OF STRINGER

Ⓑ ALUMINUM TREAD (6005-T5)



1-1/4\"/>

TREAD WELDED AND BOLTED
TO STRINGER WITH 1/4\"/>

FACTORY FINISH
ALUMINUM-MILL FINISH

SL-01

OSHA 1910.25

DWG. CHECK	ARCHT OR ENGR.	PROJECT	PRECISION REP
BUILT BY:	PURCHASE ORDER	WORK ORDER	PURCHASER
CHECKED BY:	DRAWN BY: DNH	DATE 8/31/21	MODEL#
		SL-	QTY.